


Sealco
Sealco
Sealco
Sealco
Sealco
Sealco
Sealco
Sealco
Sealco
Sealco
Sealco
Sealco
Sealco
Sealco
Sealco
Sealco

Sealco

Commercial Vehicle Products



Air Products Quick Reference



Table Of Contents

616	Page 4	7800	Page 4	110258	Page 4	110570	Page 2	140280	Page 4
617	Page 4	9125	Page 2	110275	Page 2	110571	Page 2	140290	Page 4
A1000S	Page 1	9400	Page 3	110310	Page 1	110580	Page 2	140300	Page 4
1300	Page 4	10200 1/2	Page 4	110315	Page 1	110582	Page 2	140370	Page 4
1300-45	Page 4	10200 3/4	Page 4	110338	Page 1	110584	Page 2	140380	Page 4
1300-80	Page 4	10200 3/8	Page 4	110360	Page 2	110587	Page 3	140390	Page 4
2000B 1/2	Page 4	17600B	Page 3	110365	Page 2	110588	Page 2	152000	Page 3
2000B 3/8	Page 4	17620	Page 3	110376	Page 1	110589	Page 3	200000	Page 4
2000C 1/2	Page 4	21600	Page 3	110380	Page 2	110591	Page 3	200001	Page 4
2000C 3/8	Page 4	102001	Page 4	110385	Page 2	110595	Page 3	200002	Page 4
2000D 1/2	Page 4	102002	Page 4	110410	Page 2	110597	Page 3	200003	Page 4
2000D 3/8	Page 4	110139	Page 2	110412	Page 2	110600	Page 2	200004	Page 4
2200 1/2	Page 4	110170	Page 1	110415	Page 2	110605	Page 2	200006	Page 4
2200 1/4	Page 4	110171	Page 1	110416	Page 2	110606	Page 2	220000	Page 4
2200 3/4	Page 4	110183	Page 4	110450	Page 2	110615	Page 2	220100	Page 4
2550	Page 4	110191	Page 1	110460	Page 1	110657	Page 4	320100	Page 4
3800	Page 4	110197	Page 2	110470	Page 1	110690	Page 2	780210	Page 4
5400	Page 3	110198	Page 2	110475	Page 1	110700	Page 1	780212	Page 4
6002	Page 4	110199	Page 2	110487	Page 2	110770	Page 3	780212P	Page 4
6003	Page 4	110200	Page 1	110488	Page 2	110790	Page 2	780214	Page 4
6006	Page 4	110205	Page 1	110500	Page 1	110800	Page 1	780219	Page 4
6010	Page 4	110207	Page 2	110505	Page 1	138000	Page 3	940000	Page 3
6011	Page 4	110228	Page 2	110507	Page 2	140200	Page 4	996555	Page 3
6012	Page 4	110257	Page 1	110510	Page 1	140270	Page 4		

SAE Uniform Labeling For Valves

Most Sealco valves have a small metal tag attached displaying the SAE uniform labeling code. This five character code is the valve type and the crack pressure. The first two characters indicate the valve type.

BV=Brake Foot Valve
LV=Front Axle Limiting Valve
PR=Ratio Relay Valve

QR=Quick Release Valve
RB=Booster Relay Valve
RD=Decaying Ratio Relay Valve

RE=Relay Emergency Valve
RV=Relay Valve

TP=Tractor Protection Valve
XX=Other

The last three digits indicate the nominal crack pressure or force. For example 'RV040' would indicate a Relay Valve with a 4 pound crack pressure. The list below shows which tags (**in bold**) are installed on which valves.

QR010

2000D-3/8 2000D-1/2 200000 200001
200002 200003 200004 200006

QR045

2000B-3/8 2000B-1/2

QR100

2000C-3/8 2000C-1/2

RB000

110570 110571 110690 110606 110580
110582 110588 110605 110790

RD045

110139 110600

RD060

110575

RE015

A1000S

RE045

110200 110205 110460 110470 110475

110338

RE085

110459

RV015

110380 110360 110385 110365

RV025

3100

RV040

110410 110412 110415 110416 110615

110197 110198 110199 110275

RV045

110450

RV055

110488 9125 110207 110228 110487

RV060

110507



Spring Brake & Emergency Valves Quick Reference



View the full Sealco product line on the web at www.sealcocvp.com

Spring Brake Valves

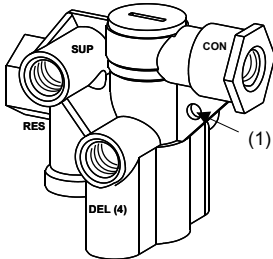
Spring brake valves are primarily designed to release the springs on dual air chamber brakes and fill the reservoir. All include supply line protection, anti-compounding support, and a delivery pressure holding feature. Each have four 3/8" delivery ports, a 3/8" supply port, a 3/8" control port and at least one 1/2" reservoir port.

Fill Priority indicates how the valve directs flow when the reservoir is empty. "Spring" means the spring chambers get 100% of the flow up to about 80 psi. "Service" means the reservoir shares the flow with the spring chambers.

Relay Fill feature uses reservoir pressure to dramatically reduce the brake's release time.

Premium Four Port Spring Brake Valves

These small body premium valves include the Relay Fill feature.



Part Number	Fill Priority
110800	Spring
110700	Service

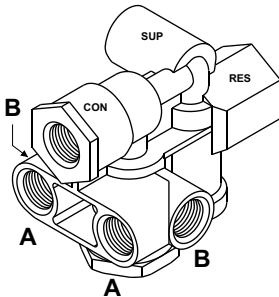
Service Assemblies

110515 Pressure Protection
110705 Movable Seat.

(1) Hole indicates the valve is a 110800

Value Priced Four Port Spring Brake Valves

These are small body spring brake priority valves.



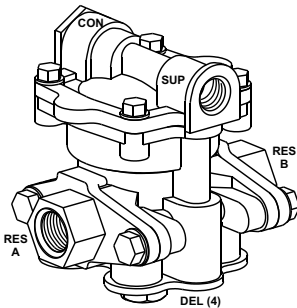
Part Number	Plugged Ports
110500	None
110505	Delivery Ports B
110510	Delivery Ports A

Service Assemblies

110515 Pressure Protection
110520 Movable Seat.

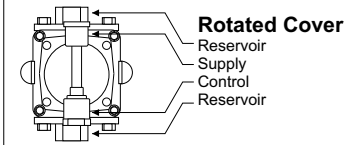
Protected Reservoir Four Port Spring Brake Valves

These large body valves have two reservoir ports and include the Relay Fill feature.



Part Number	Reservoir		Rotated Cover
	A	B	
110170	1/2"	1/2"	No
110171	1/2"	3/8"	Yes
110191	3/8"	1/2"	Yes
110310	3/8"	1/2"	No
110315	1/2"	3/8"	No

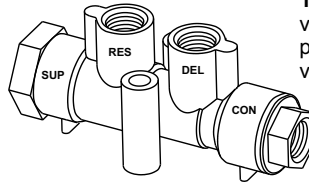
Rotated Cover



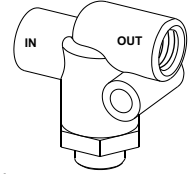
Service Assemblies

110175 Plug Unit (PRE 10/92)
110609 Plug Unit (Post 9/92)
110185 Major Repair Kit
110195 Minor Repair Kit

Emergency Control Valves



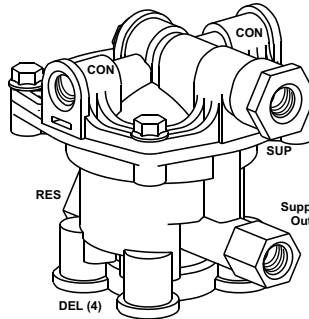
110376 is a 3/8" ported emergency control valve. It is often used to add emergency & park brake features to relay valves on vehicles that do not use spring brakes.



110257 is a specialized 3/8" ported, emergency pressure protection valve. It provides supply line protection when coupled with the 110376 or the 110338 valve. It should not replace or be replaced with conventional pressure protection valves.

Relay Emergency Valves

Relay emergency valves are used in brake systems with single chamber brake actuators. Each valve features a 3/4" reservoir port, four 3/8" delivery ports, two control and one supply port. Ratio valves produce a momentary pressure surge during harder than normal braking.



Service Assemblies/Kits

110143 Plug Unit Assembly
110162 Spool Assembly
110166 Minor Spool Kit

Non-Charging Style

Part Number	Con/Sup Ports	Ratio Valve	Supply Out
110338	3/8"	No	Yes
110359 Non-Charging Valve Repair Kit			

Charging Style

Part Number	Con/Sup Ports	Ratio Valve	Supply Out
110200	1/4"	*Yes	No
110205	3/8"	*Yes	No
110460	1/4"	No	No
110470	3/8"	No	No
110475	3/8"	No	Yes
110201 Charging Valve Repair Kit			

*Ratio valves should not be used on dollies, steerable axles, & lift axles.

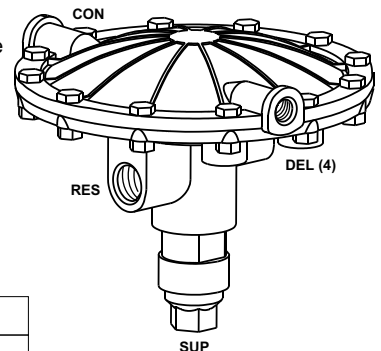
Relay Emergency Valves (Pre FMVSS 121 Regulations)

A charging style relay emergency valve used for single chamber brake actuators on US air brake systems prior to implementation of FMVSS 121. It features a 1.5 psi crack pressure, 1/2" reservoir port and 1/4" delivery, control, and supply ports.

A1000S Relay Emergency Valve



1000-5A



Service Assemblies

1000-5A Replacement Cartridge
10-5 Repair Kit.



Service Brake Valves Quick Reference

View the full Sealco product line on the web at www.sealcocvp.com



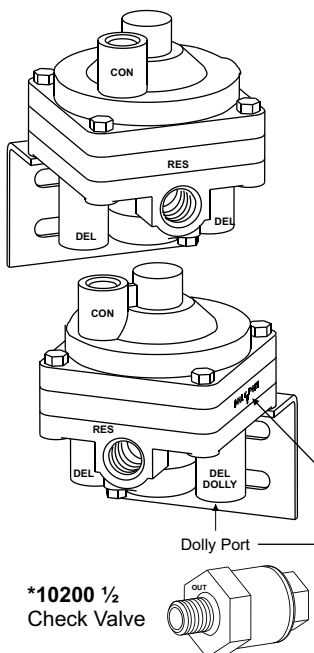
Two & Four Delivery Port Piston Style Valves

Piston style service relay valves with 3/8" delivery and control ports. Suitable for reservoir or frame mounting. No service parts are available.

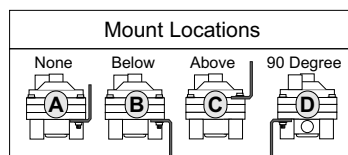
4 Delivery Port Valves			2 Delivery Port Valves		
3/4" Reservoir Port			1/2" Reservoir Port		
Part Number	Crack Pressure	Mounting	Part Number	Crack Pressure	Mounting
110380	1.5 psi	Nipple	110360	1.5 psi	Nipple
110385	1.5 psi	Frame	110365	1.5 psi	Frame
110415	4.0 psi	Nipple	110410	4.0 psi	Nipple
110416	4.0 psi	Frame	110412	4.0 psi	Frame
110488	5.5 psi	Nipple	110487	5.5 psi	Nipple
110615	4.0 psi	*2030	*Use four #2030 screws for mounting		

Control Line Booster Valves

These "speed up" valves are primarily used on dollies, lead semi, and long trailers to accelerate the apply and release of the control line signal. They have two 3/8" delivery ports, one 1/2" reservoir port, a 3/8" control port and feature a zero pound crack pressure. Some are equipped with a reduced flow delivery port marked "Dolly" which improves brake balance on trailer trains.



Part Number	Dolly Port	Mount	Check Valve
110570	Yes	(B)	None
110571	Yes	(A)	None
110580	No	(B)	None
110582	No	(C)	None
110588	No	(D)	None
110605	No	(B)	10200 1/2
110606	Yes	None	10200 1/2
110690	Yes	None	None
110790	No	None	None



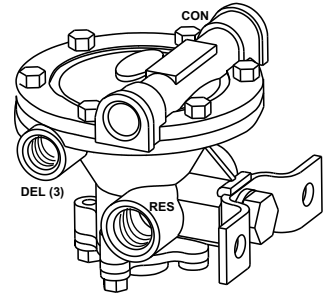
*Most applications require the 10200 1/2 to be installed in the reservoir port.

Three Delivery Port Diaphragm Style Valves

These frame mounted valves are commonly used on tractor, trucks, or lift axles. They feature a 5.5 psi crack pressure, two 3/8" delivery ports, one 1/2" delivery ports, two 1/2" reservoir ports, two control ports and a mounting kit.

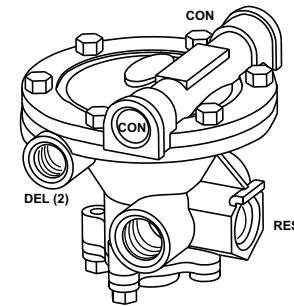
Part Number	Control Port	Mounting Kit
9125	1/4"	110237
110207	3/8"	110237
110228	3/8"	110156

9125-5 Plug Unit Assembly
912-5 Repair Kit



Two Delivery Port Diaphragm Style Valves

These rugged diaphragm valves are primarily used for single axle vehicle or lift axle applications. They are configured with a 1/2" reservoir port, two 3/8" control and two 3/8" delivery ports.



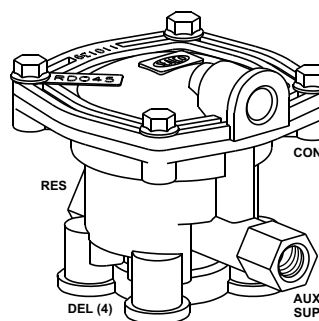
Part Number	Crack Pressure	Mounting
110197	4.0 psi	Nipple
110198	4.0 psi	Nipple (1)
110199	4.0 psi	Nipple (2)
110275	4.0 psi	Frame (3)
110507	6.0 psi	Tank

(1) 6002 (1/2") nipple included
(2) 6003 (3/4") nipple included
(3) 110237 frame kit included

110227 Plug Unit Assembly For All But The 110507
912-5 Repair Kit

Four Port Service Relay

Service relay valves with four 3/8" delivery ports, a 3/4 reservoir port and 3/8" auxiliary supply port (unless otherwise noted). Ratio valves produce a momentary pressure surge during harder than normal braking.



*Ratio Valves		
Part Number	Aux. Supply	Plug Unit (Crack Pressure)
110139	Yes	110143 (4.5)
110584	Yes	110583 (5.5)
110600	No	110143 (4.5)
Non-Ratio Valve		
Part Number	Aux. Supply	Plug Unit (Crack Pressure)
110450	Yes	110143 (4.5)

110673 Auxiliary Supply Port Repair Kit

*Ratio valves should not be used on dollies, steerable axles, & lift axles.



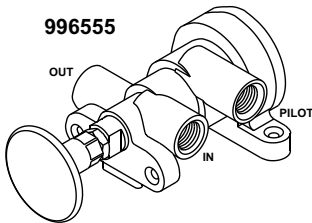
Control Valves Quick Reference

View the full Sealco product line on the web at www.sealcovp.com

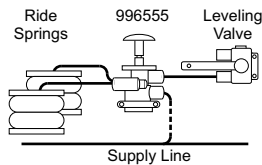


Suspension Exhaust Valve With Reset Pilot Port

Commonly used to exhaust air suspensions.

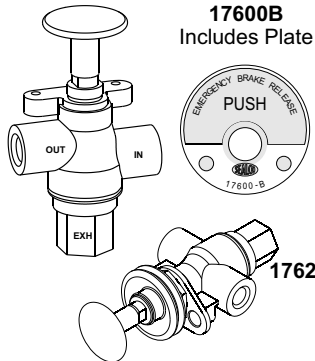


Installation with optional supply line reset.

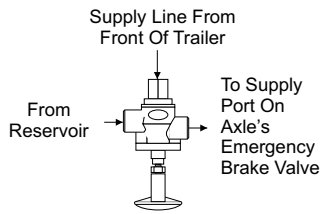


Park Brake Release Valves

Use to release parking brakes on trailers or dollies



17600B
Includes Plate

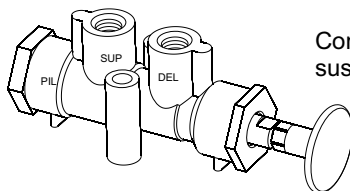


Single Hole Mounting With Weather Boot (No Plate)

176-5 Repair Kit

Normally Closed Pilot Reset Hand Valve

Used in systems where delivery vents when the vehicle's park brakes are released.

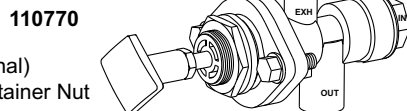


Commonly used for slider suspension locks.

110589

Momentary (Deadman) Hand Valve

Delivers when knob is depressed and held in. Commonly used for locking mechanisms such as sliding fifth wheel plates.

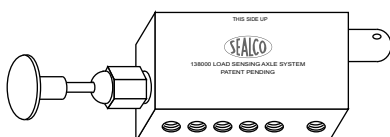
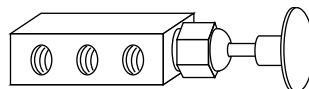


17620-2 Mounting Kit (Optional)
Includes Weather Boot & Retainer Nut

Five Port & Suspension Valves

These valves are commonly used to raise and lower lift axles.

152000 Manual Valve
Includes extra pilot reset port. Can be mounted through panel or body mounted.

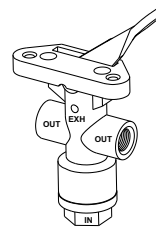


138000 LSAS MR

Automatically lowers lifted axles when a load is sensed.

Lever Hand Control Valves

A versatile manually operated lever valve used in a wide variety of applications. Toggles side to side to open or close.



21600-2
Basic Valve


Valves With Plates & Mounting Screws



216050



110413



21600D



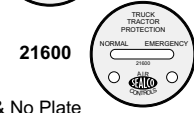
110300



110301



216200



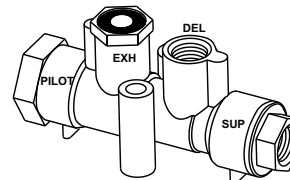
21600

110167 Mounting Screws & No Plate

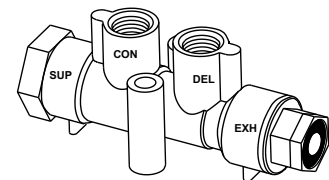
Pilot Control Valves

Pilot operated control valves with exhaust breather.

110587 Normally Closed



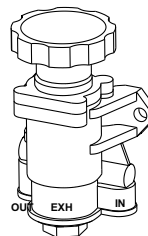
110591 Normally Open



Pressure Control Valves

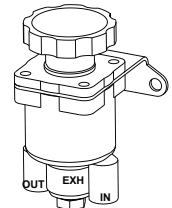
Robust pressure regulators suitable for outdoor use. Each has a 1/4" inlet, a 1/4" outlet, and a 1/8" exhaust port.

5400



9400 & 940000

Part Number	Minimum Delivery	Maximum Delivery
5400	Zero PSI	Inlet PSI
9400	5 PSI	85 PSI
940000	Zero PSI	Inlet PSI

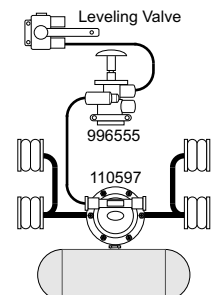
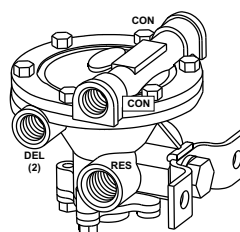


Fast Fill Suspension Valves

Provides fast filling of air suspension up to 40 psi then returns control to the leveling valve. Each has a minimum of two 3/8" control ports, two 3/8" delivery ports and a 1/2" reservoir port.

110595 Frame Mounted Version
Includes an extra 1/2" reservoir and delivery port.

110597 Nipple Mounted Version





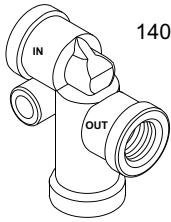
Auxiliary System Valves Quick Reference



View the full Sealco product line on the web at www.sealcocvp.com

Set Pressure Protection Valves

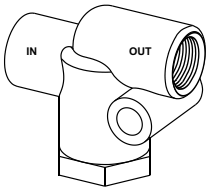
These valves can be nipple or body mounted. The 140 series include an internal check valve.



140 Series

Part Number	In/Out Ports	Close *PSI	Repair Kit
140200	3/8"	50	140201
140270	3/8"	60	140271
140280	3/8"	70	140281
140290	3/8"	80	140291
140300	1/4"	50	140201
140370	1/4"	60	140271
140380	1/4"	70	140281
140390	1/4"	80	140291
110258	3/8"	90	None
110657	3/8"	70	None

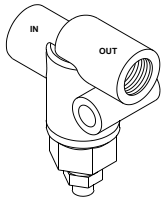
*Nominal Closing Pressure



110 Series

Adjustable Pressure Protection Valves

These PPVs feature an adjustable closing pressure.

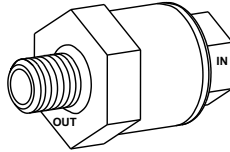
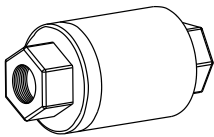


Part Number	In/Out Ports	Factory *Set	Adjust Range
1300	3/8"	60	20-70
1300-45	3/8"	45	20-70
1300-80	3/8"	80	20-85

*Nominal Closing Pressure

Check Valves

Rugged all metal body check valves



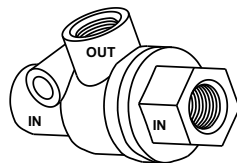
Single Check All Female		
Part Number	Inlet Port	Outlet Port
2200 1/4	1/4"	1/4"
2200 1/2	1/2"	1/2"
2200 3/4	3/4"	3/4"

Single Check Female/Male		
Part Number	Inlet Port	Outlet Port
10200 3/8	3/8"	3/8"
10200 1/2	1/2"	1/2"
10200 3/4	3/4"	3/4"
102001	3/4"	1/2"
102002	1/2"	3/4"

*Bypass Check All Female		
Part Number	Ports Size	Orifice Size
110183	1/4"	.028"
220000	3/4"	.030
220100	1/4"	.062

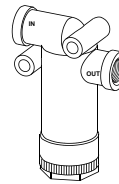
*Bypass check valves deliver full flow in one direction and metered flow (based upon orifice size) in the other.

These should not be used in place of standard check valves.



Two Way Check All Female		
Part Number	Inlet Port	Outlet Ports
320100	3/8"	3/8"

System Filter

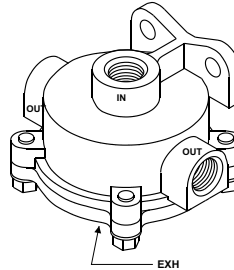


This supply line filter provides extra protection from contamination introduced through the gladhand.

2550 Supply Line Filter With 3/8" NPT Ports

Quick Release Valves

Heavy duty brake and suspension system quick release valves

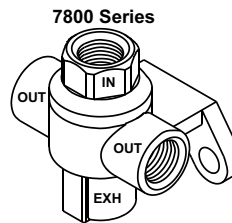


*Exhaust Port Threaded 1/2" NPT

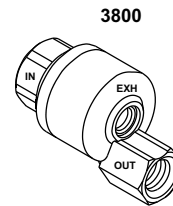
Part Number	Inlet Port	Outlet Ports	Crack PSI	Repair Kit
2000B 3/8	3/8"	1/4"	4-5	20-5
2000B 1/2	1/2"	3/8"	4-5	20-5
2000C 3/8	3/8"	1/4"	8-10	20-5
2000C 1/2	1/2"	3/8"	8-10	20-5
2000D 3/8	3/8"	1/4"	0-1	20D-5
2000D 1/2	1/2"	3/8"	0-1	20D-5
200000	1/4"	1/4"	0-1	20D-5
*200001	3/8"	3/8"	0-1	20D-5
*200002	1/2"	3/8"	0-1	20D-5
*200003	3/8"	1/4"	0-1	20D-5
*200004	3/8"	3/8"	0-1	200135
*200006	1/4"	1/4"	0-1	20D-5

Quick Release & Holding Valves

These valves will deliver and retain pressure until the supply pressure drops to less than half that of the delivery.



7800 Series



3800

Part Number	Port Size
3800	1/4"
7800	1/4"
780210	3/8"
*780219	3/8"

*Includes Exhaust Seal

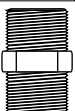
Mounting Nipples And Tees

These parts are NPT threaded fittings for use in air systems. The plated steel schedule 80 nipples are suitable for mounting air brake valves to reservoirs.


Number	Threads	Notes
6002	1/2"x1/2"	...
6003	1/2"x3/4"	...
6006	3/4"x3/4"	[W]
6010	1/2"x3/4"	[S]
6011	1/2"x1/2"	[S]
6012	3/4"x3/4"	[S] [W]

Number	Threads	Notes
616	1/2"x3/4"	[W]
617	1/2"x3/4"	[W] [F]

[F]=3/4" Thread Is Female
[S]=Pre-installed Sealant
[W]=Wrench Pad



780212	3/8 NPT Tee With Mount
780212P	Plated 3/8 NPT Tee With Mount
780214	3/8 & 1/4(2) NPT Tee With Mount





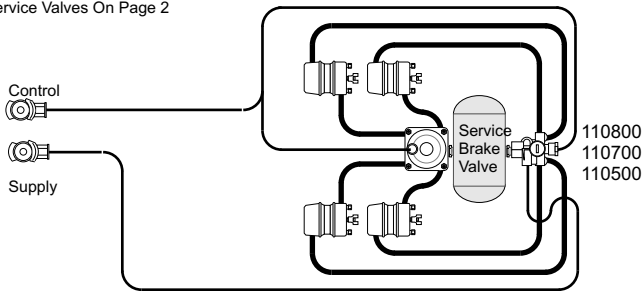
Application Diagrams



Systems

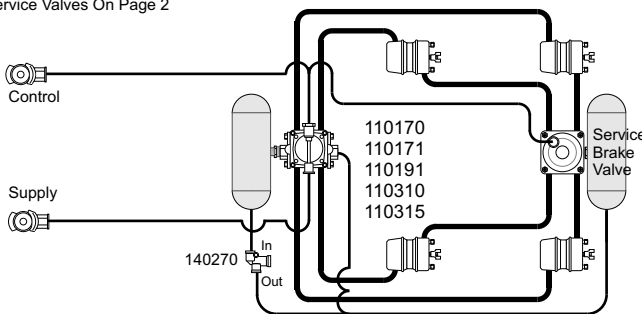
Tandem Axle Semi Trailer (ABS Or Non-ABS)

Service Valves On Page 2



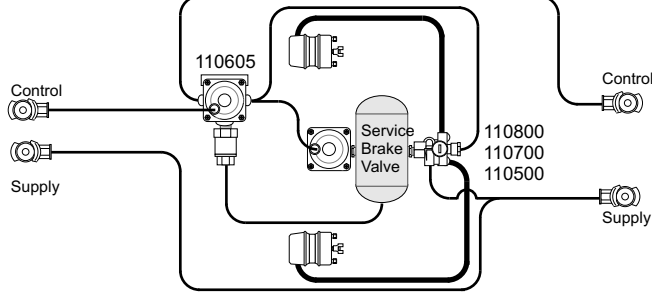
Protected Reservoir Two Axle Semi Trailer (ABS Or Non-ABS)

Service Valves On Page 2



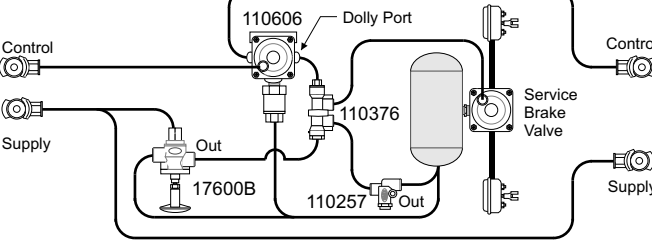
Single Axle Lead Semi Trailer (ABS Or Non-ABS)

Service Valves On Page 2

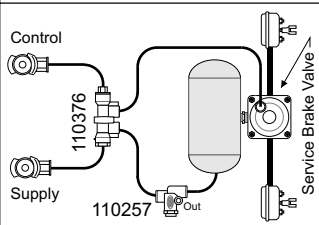


Dolly With Service Relay Valve (ABS Or Non-ABS)

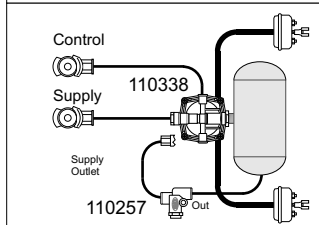
Service Valves On Page 2



110376/110257 Application

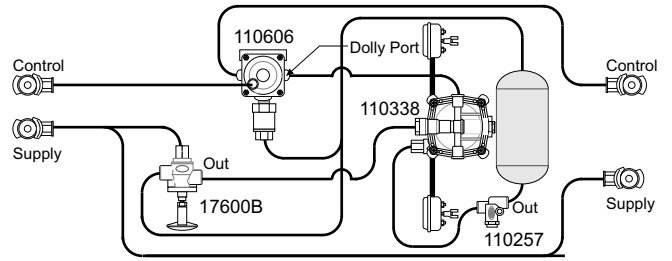


110338/110257 Application

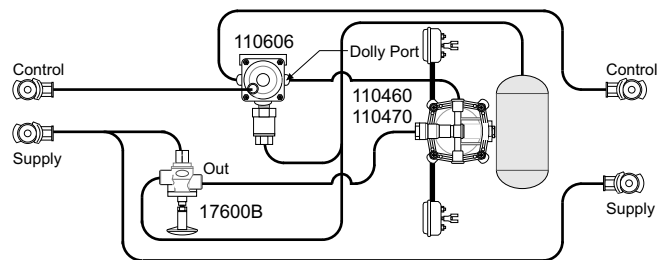


Systems (Continued)

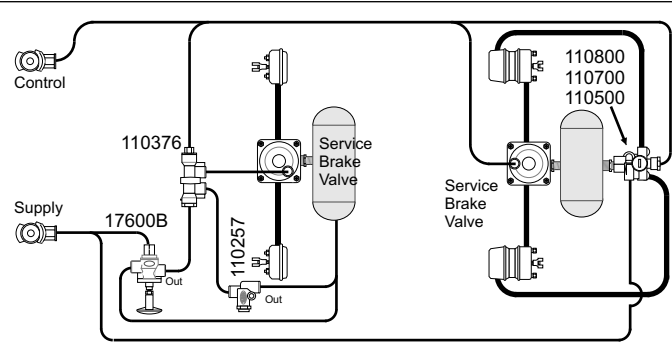
Dolly With Non-Charging Style Relay Emergency Valve



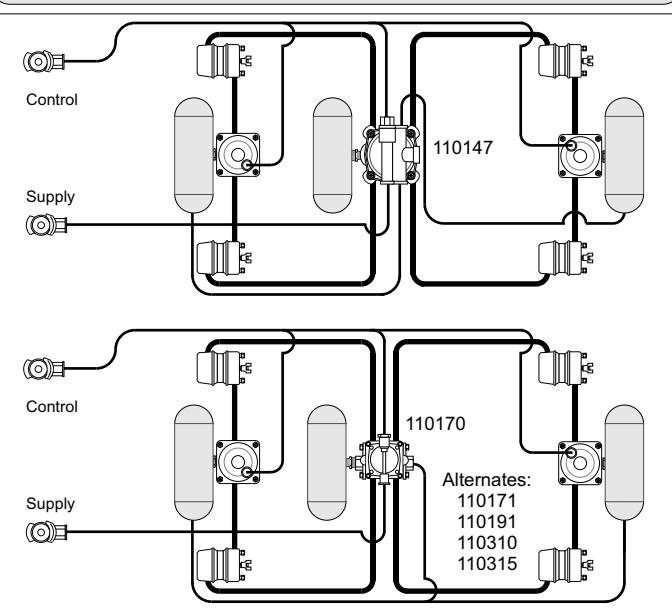
Dolly With Charging Relay Emergency Valve



1+1 Full Trailer (ABS Or Non-ABS)

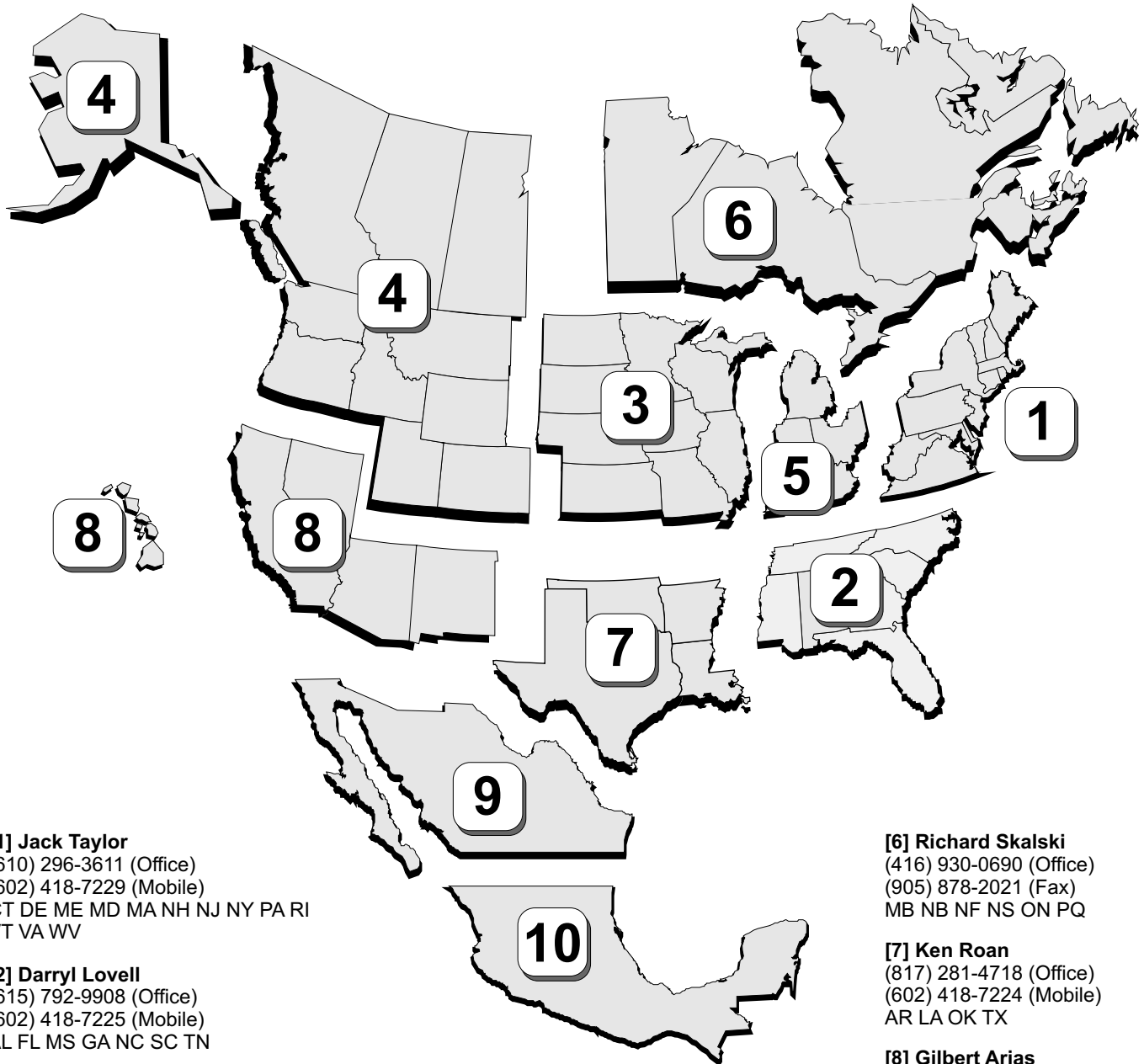


Convert From 110147 to 110170



Sealco Commercial Vehicle Products

North America Regional Managers



[1] Jack Taylor
(610) 296-3611 (Office)
(602) 418-7229 (Mobile)
CT DE ME MD MA NH NJ NY PA RI
VT VA WV

[2] Darryl Lovell
(615) 792-9908 (Office)
(602) 418-7225 (Mobile)
AL FL MS GA NC SC TN

[3] Hank Schneider
(815) 338-8991 (Office)
(602) 418-7228 (Mobile)
IA IL KS MN MO ND NE SD WI

[4] Kevin Roberts
(360) 993-2138 (Office)
(602) 315-7281 (Mobile)
AB AK BC ID MT OR SK UT WA
WY YT

[5] Vito Cavataio
(602) 288-7289 (Office)
(602) 418-7222 (Mobile)
IN KY OH MI

[6] Richard Skalski
(416) 930-0690 (Office)
(905) 878-2021 (Fax)
MB NB NF NS ON PQ

[7] Ken Roan
(817) 281-4718 (Office)
(602) 418-7224 (Mobile)
AR LA OK TX

[8] Gilbert Arias
(562) 402-7903 (Office)
(602) 418-7221 (Mobile)
CA NV AZ NM HI

[9] Alejandro Escamilla
011 5281-8317-3397 (Office)
011 5281-8253-8902 (Mobile)
Mexico

[10] Andres Salinas
011 5255 1951-3364 (Office)
011 5255 5783-9695 (Fax)
Mexico



APQR October 2010