

Catalog 213

Table of Contents and Abbreviations

APPLICATIONS

Drive Axle Applications.....	47-69
Steering Axle Applications	34-46
Trailer Axle Applications	70-89

DISPLAY BOARDS AND RACKS	11-14
---------------------------------------	-------

HD DRUMS	143
-----------------------	-----

HUBS

Axle Nuts & Locks	19-22
Axle Nut Kits	23-33
Hubs	33
Hub Caps	15
Hub Cap Gaskets	15
Drive Axle Gaskets	17
Drive Axle Flange Studs, Cones and Nuts	16-18

MEDIUM DUTY ROTORS	141-142
---------------------------------	---------

MISCELLANEOUS PARTS

Dolly Parts	2
5th Wheel Parts	3
Manifest Boxes	4
King Pins	3
King Pin Locks	3
Tarp Straps	4

SPOKE WHEEL PARTS

5/8" Stud Clamps	125-128
5/8" Studs & Nuts	129
3/4" Stud Clamps	130-137
3/4" Studs & Nuts	138-139
Drum Bolts	140
Rim Spacers	139

STUD IDENTIFICATIONS

Stud Identifications	90-93
----------------------------	-------

STUDS AND NUTS - METRIC THREAD

M20 Studs & Nuts.....	119
M22 Studs & Nuts	120-123
M30 Nuts	124

STUDS AND NUTS - STANDARD THREAD

1/2"-20 Nuts	94
9/16"-18 Studs & Nuts	94-95
5/8"-18 Studs & Nuts	96-98
11/16"-16 Studs & Nuts	98-99
3/4"-16 Studs & Nuts	100-111
7/8"-14 Studs & Nuts	111
15/16"-12 Studs & Nuts	112
1"-14 Nuts	113
1-1/8"-16 Studs & Nuts	113-117
1-3/16"-12 Nuts	117
1-5/16"-12 Studs & Nuts	118

TOOLS

Axle Nut Wrenches	6-7
Bottle Jacks, Jack Stands, Jimmy Bars	10
Brake Tools	9-10
Steering Tools	10
Stud Setters and Removers	8
Suspension Tools	10
Trailer Bazooka and Axle Adapters	5
Wheel Nut Impact Sockets	6

Hub Applications Numerical Listing ...	146-148
Numerical Listing	149-151
Trouble Shooting Guide	144-145
Torque Specifications	145

Abbreviations and Symbols

ABS	<i>anti-lock braking system</i>	HD	<i>heavy duty</i>	No	<i>number</i>
Alm/alum	<i>aluminum</i>	ID	<i>inside diameter</i>	OD	<i>outside diameter</i>
appl.	<i>application</i>	In/Lb.	<i>inch pounds</i>	RH	<i>right hand</i>
Cent	<i>centrifuse</i>	Incl	<i>includes</i>	Roc	<i>Rockwell</i>
Dan	<i>Dana</i>	K	<i>thousands</i>	serr	<i>serration</i>
DIA	<i>diameter</i>	LH	<i>left hand</i>	sq	<i>Square</i>
dim	<i>dimension</i>	Mac	<i>Mack</i>	w/	<i>with</i>
Eat	<i>Eaton</i>	mm	<i>millimeter</i>	°	<i>degrees</i>
Fru	<i>Fruehauf</i>	n/a	<i>not available</i>	#	<i>number</i>
Ft	<i>feet</i>	Nav	<i>Navistar</i>	"	<i>inches</i>

The names and reference numbers of manufacturers and suppliers, other than Dayton Parts, LLC, used in this catalog are shown only to assist our customers in identifying parts. Under no circumstances does Dayton Parts, LLC imply that the parts are of these OE manufacturers. Although care has been taken to ensure the accuracy of the data contained in this publication, Dayton Parts, LLC does not assume any liability for errors or omissions.


© Copyright 2005, Dayton Parts, LLC, all rights reserved. No part of this publication covered by the copyrights hereon may be reproduced or copied in any form or by any means whatsoever without the expressed prior written permission of Dayton Parts, LLC




Description	Part No.	Remarks
Dolly Crank	11-0100	A = 7.38
	11-0103	A = 11.00



Description	Part No.	Remarks
Dolly Cross Tube	11-0105	Range 53" - 71"



Description	Part No.	Remarks
Low Mount Sand Shoe	11-0131	A = 10.00




Description	Part No.	Remarks
Standard Sand Shoe	11-0129	A = 10.00
	11-0130	A = 12.00



Description	Part No.	Remarks
Sand Shoe Axle	11-0150	



Description	Part No.	Remarks
Dolly Leg Brace Bracket	11-0123	



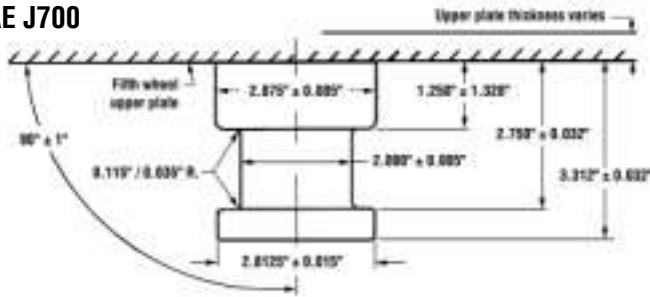
Description	Part No.	Remarks
Adjustable Brace	11-0124	Range: A = 26" - 41"
	11-0125	Range: A = 56" - 72"

Catalog 213

Trailer Kingpins and Fifth Wheel Parts

Trailer Kingpins and Fifth Wheel Parts

SAE J700




NOTE:

Be sure to check upper fifth wheel plate thickness before installing king pin.

Final installation should comply with SAE Standard shown on the diagram included.



Description	Part No.	Remarks
Standard Kingpin	11-0212	3/8" Plate
	11-0213	1/2" Plate



Description	Part No.	Remarks
Fifth Wheel Pin	11-0554	A = 6.09
Roll Pin	11-0553	



Description	Part No.	Remarks
Fruehauf Kingpin	11-0206	



Description	Part No.	Remarks
Holland Bushing (Urethane)	329-123U	1.12 x 2.75
	329-139U	1.50 x 2.50



Description	Part No.	Remarks
Kingpin Lock	11-0198	



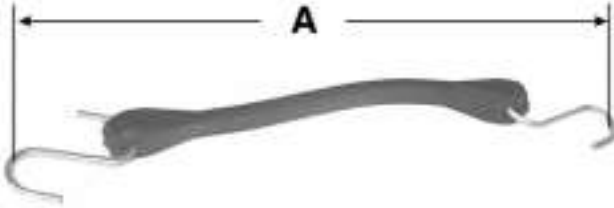
Description	Part No.	Remarks
Holland Bushing (Urethane)	329-104U	1.12 x 2.25
	329-105U	

Tarp Straps and Manifest Boxes

Catalog 213

Tarp Straps and Manifest Boxes

Tarp Straps



Description	Part No.	Remarks
Tarp Straps	11-0185	A = 10.00
	11-0186	A = 15.00
	11-0187	A = 21.00
	11-0188	A = 31.00
	11-0189	A = 41.00

Manifest Boxes



Description	Part No.	Remarks
Aluminum Manifest Box	11-0195	



Description	Part No.	Remarks
Plastic Manifest Box	11-0190	Complete
	11-0192	Cover
	11-0193	Base



Description	Part No.	Remarks
Trailer Alignment Tool	11-1799	




Description	Part No.	Remarks
Bulls Eye Level	11-1799-07	



Description	Part No.	Remarks
Axle Extension	11-1801	1.50-12 Thread
	11-1804	2.37-16 Thread
	11-1803	2.62-16 Thread



Description	Part No.	Remarks
Axle Adapter	11-1806	3.25-12 Inner Thread 1.50-12 Outer Thread
	11-1805	3.50-12 Inner Thread 1.50-12 Outer Thread



Description	Part No.	Dim. A	Remarks
Standard Wheel Wrench (Use 11-1969 handle)	11-1961	16"	5/8" Sq/1" Hex x 1-1/4" Hex
	11-1978	16"	13/16" Sq x 1-1/2" Hex
	11-1960	16"	13/16" Sq/1-1/2" Hex x 1-1/8" Hex
	11-1974	29.5"	15/16" Sq x 1-3/4" Hex
	11-1963	16"	1-1/16" Hex x 1-1/4" Hex



Description	Part No.	Remarks
Metric Wheel Wrench (Use 11-1969 handle) A = 16.00	11-1980	17mm Sq x 35mm Hex
	11-1983	21mm Hex x 41mm Hex
	11-1981	24mm Hex x 33mm Hex
	11-1982	27mm Hex x 30mm Hex



Description	Part No.	Remarks
Outer Nut Wrench	11-1968	1- 1/2" Hex



Description	Part No.	Remarks
Hex Handle	11-1969	3/4" Hex; A = 22.00



Description	Part No.	Remarks
Standard 4-Way Wrench	11-1977	3/4" Sq x 13/16" Sq x 1-1/4" Hex x 1-1/2" Hex
	11-1976	13/16" Sq x 1-1/16" Hex x 1-1/4" Hex x 1-1/2" Hex



Description	Part No.	Remarks
Metric 4-Way Wrench	11-1985	24mm Hex x 27mm Hex x 30mm Hex x 33mm Hex




Description	Part No.	Remarks
Combo 4-Way Wrench	11-1979	13/16" Sq x 1-1/2" Hex x 30mm Hex x 33mm Hex



Description	Part No.	Remarks
Wheel Nut Socket (Hex Points = 6)	11-1810	A = 1-1/2"
	11-1814	A = 33mm



Description	Part No.	Remarks
6 Point Axle Nut Wrench	11-1901	A = 2-3/32"
	11-1920	A = 2-1/4"
<i>(Hex points rounded for Dana axle)</i>	11-1902	A = 2-3/8"
	11-1936	A = 2-3/8"
<i>(Hex points rounded for Dana axle)</i>	11-1921	A = 2-1/2"
	11-1904	A = 2-9/16"
	11-1928	A = 2-9/16"
	11-1922	A = 2-5/8"
	11-1923	A = 2-3/4"
	11-1932	A = 2-7/8"
	11-1906	A = 3"
	11-1934	A = 3-1/8"
	11-1908	A = 3-1/4"
	11-1910	A = 3-1/2"
	11-1926	A = 3-3/4"
	11-1912	A = 3-7/8"
	11-1914	A = 4"
	11-1915	A = 4-1/8"
	11-1916	A = 4-3/8"
	11-1918	A = 4-7/8"
	11-1939	A = 5-1/4"



Description	Part No.	Remarks
8 Point Axle Nut Wrench	11-1903	A = 2-3/8"
	11-1905	A = 2-9/16"
	11-1937	A = 2-3/4"
	11-1933	A = 2-7/8"
	11-1907	A = 3"
	11-1935	A = 3-1/8"
	11-1909	A = 3-1/4"
	11-1924	A = 3-3/8"
	11-1911	A = 3-1/2"
	11-1925	A = 3-3/4"
	11-1927	A = 3-13/16"
	11-1913	A = 3-7/8"
	11-1940	A = 4-1/8"
	11-1917	A = 4-3/8"
	11-1938	A = 4-1/2"
	11-1941	A = 4-13/16"
11-1919	A = 4-7/8"	



Description	Part No.	Remarks
4WD Front Axle Nut Wrench	11-1944	3/4 ton GM & Ford



Description	Part No.	Remarks
Pinion Nut Wrenches	11-1861	2-1/8"
	11-1862	2-1/4"
	11-1863	2-3/8"
	11-1866	2-1/2"
	11-1864	2-5/8"
	11-1865	2-3/4"



Description	Part No.	Remarks
Spanner Nut Wrenches	11-1929	2-5/8" OD
	11-1930	2-7/8" OD
	11-1931	3-5/8" OD



Description	Part No.	Remarks
4WD Front Axle Nut Wrench	11-1942	1/2 ton GM & Ford
	11-1943	1 ton GM



Description	Part No.	Remarks
Stud Setter	11-1986	5/8"-11 Thread
	11-1987	3/4"-10 Thread



Description	Part No.	Remarks
Stud Remover	11-1995	5/8"-11 Thread
	11-1994	3/4"-10 Thread
	11-1993	1-1/8" Inner nut thread
	11-1992	Drive on tool
	11-2000	Complete set



Description	Part No.	Remarks
Thread Chaser	11-1880	



Description	Part No.	Remarks
Bearing Cup Installer	11-1851	



Description	Part No.	Remarks
Drive Flange Cone Plier	11-1886	



Description	Part No.	Remarks
Outer Nut Cap Remover	11-2125	



Description	Part No.	Remarks
Clutch Alignment Tool	11-1872	1-1/4" OD
	11-1873	1-3/8" OD
	11-1874	1-1/2" OD
	(1" Pilot) 11-1877	1-3/4" OD
	(1-1/4" Pilot) 11-1875	1-3/4" OD
	11-1876	2" OD

Catalog 213

Tools

Tools



Description	Part No.	Remarks
Clutch Adjustment Tool	11-1884	



Description	Part No.	Remarks
Lucas Brake Adjusting Tool	11-1858	



Description	Part No.	Remarks
Lucas Brake Return Spring Tool	11-1859	



Description	Part No.	Remarks
Slack Checker	11-1841	



Description	Part No.	Remarks
Clevis Pin Press	11-1844	



Description	Part No.	Remarks
Slack Puller	11-1842	Manual Slack
	11-1843	Auto Slack



Description	Part No.	Remarks
Roll Pin Punch	11-1821	



Description	Part No.	Remarks
Bushing Tool	11-1830	1-1/4" OD
	11-1831	1-1/2" OD
	11-1832	1-5/8" OD



Description	Part No.	Remarks
Return Spring Pliers	11-1888	



Description	Part No.	Remarks
Anchor Pin Press	11-1887	



Description	Part No.	Remarks
Anchor Pin Press Kit	11-1885	




Description	Part No.	Remarks
Turner Rebush Tool	334-936	



Description	Part No.	Remarks
Mack Kingpin Tool	11-3000	



Description	Part No.	Remarks
Jimmy Bars	11-2111	24" x 3/4"
	11-2112	30" x 7/8"



Description	Part No.	Remarks
Pry Bars	11-2118	A = 12"
	11-2120	A = 18"




Description	Part No.	Remarks
Ratchet Jack Stands (10 Ton capacity)	11-2202	Range 20" - 31"




Description	Part No.	Remarks
Jack Stands (12 Ton capacity)	11-2200	Range 19" - 29"




Description	Part No.	Remarks
Bottle Jacks (12 Ton capacity)	11-2211	3-3/4" Stroke; 6-3/4" Height
	11-2219	3-3/8" Stroke; 7-1/8" Height
(20 Ton capacity)	11-2220	6-1/4" Stroke; 10-5/8" Height




Type 1



Type 2



Type 3





Type 4



Type 5

Part No.	Type	Application	Width	Height	Remarks
BD-101 BD-101A	1	Drive Axle Nuts	24"	29"	Display board only Display board with stock
BD-102 BD-102A	2	Steering and Trailer Axle Nuts	24"	29"	Display board only Display board with stock
BD-103 BD-103A	3	Axle Nut Wrenches	24"	29"	Display board only Display board with stock
BD-104 BD-104A	4	Drive and Trailer Axle Gaskets	24"	29"	Display board only Display board with stock
BD-110	5	Air Brake Hose Rack	—	—	Yellow

*Stock contents for each board are listed on the following pages.





Display Board	Part No.	Qty.	Description
BD-101A	06-411	2	Roc S, Q inner nut
	06-412	2	Roc S, Q lock ring
	06-413	2	Roc S, Q outer nut
	06-471	2	Eat 34k lock wshr
	06-477	2	Eat 38k lock wshr
	06-483	2	Eat 44k lock wshr
	06-500	2	Mac SW56C inner nut
	06-501	2	Mac SW56C lock ring
	06-502	2	Mac SW56C outer nut
	06-563	2	Nav 18k lock wshr
	06-571	2	Nav 32k lock wshr
	06-595	2	Nav 38k, 44k lock wshr
	BD-101	1	Display board

Display Board	Part No.	Qty.	Description
BD-102A	06-201	2	Dan, Roc 18k outer nut
	06-202	2	Dan, Roc 18k lock ring
	06-203	2	Dan, Roc 18k inner nut
	06-210	2	Dan, Roc 11k outer nut
	06-211	2	Dan, Roc 11k lock wshr
	06-212	2	Dan, Roc 11k thrust wshr
	06-226	2	Propar nut
	06-228	2	Propar wshr
	06-230	2	Dan, Roc 18k lock wshr
	06-354	2	Roc FE900 outer nut
	06-355	2	Roc FE900 lock ring
	06-357	2	Roc FE900 lock wshr
	06-358	2	Roc FE900 inner nut
	06-360	2	Roc FE970 outer nut
	06-361	2	Roc FE970 lock wshr
	BD-102	1	Display board

Catalog 213

Display Board and Racks



Display Board and Racks

Display Board	Part No.	Qty.	Description
BD-103A	11-1904	1	2-9/16" 6pt
	11-1908	1	3-1/4" 6pt
	11-1909	1	3-1/4" 8pt
	11-1910	1	3-1/2" 6pt
	11-1913	1	3-7/8" 8pt
	11-1914	1	4" 6pt
	11-1915	1	4-1/8" 6pt
	11-1917	1	4-3/8" 8pt
	11-1919	1	4-7/8" 8pt
	11-1920	1	2-1/4" 6pt
	11-1921	1	2-1/2" 6pt
	11-1922	1	2-5/8" 6pt
	11-1925	1	3-3/4" 8pt
	11-1927	1	3-13/16" 8pt
	BD-103	1	Display board

Display Board	Part No.	Qty.	Description
BD-104A	11-0680	10	Propar o-ring
	13-7106	10	8 on 5-1/2"
	13-7110	10	12 on 5-1/4"
	13-7116	10	8 on 7" and 2 dowel holes
	13-7118	10	6 on 7-7/16"
	13-7119	10	8 on 6-3/8"
	13-7120	10	8 on 7"
	13-7150	10	4, 5, 6 on 5-1/2"
	13-7151	10	6 on 5-1/2"
	BD-104	1	Display board

Display Buckets




Part No.	Type	Application	Remarks
11-2049	1	1 Gal Bucket with Lid	White
11-2050	2	3.5 Gal Pail	Yellow
11-2051		Lid for 11-2050	Black

Boxes




Part No.	Type	Application	Length	Width	Height	Remarks
11-2003	1	Bin Box	12"	3"	—	White
11-2004				4"	—	White
11-2006				6"	—	White
11-2008				8"	—	White
11-2010				10"	—	White
11-2017	2	Bin Box	18"	4"	—	White
11-2018	3	Brake Shoe Box	17"	11"	7"	White

Hub Caps



Part No.	Type	Application	Grade	Bolt Circle	Remarks
11-0670	1	Propar Standard	Clear	—	With o-ring and plug
11-0671	1	Propar Hubometer	Clear	—	With 1/2" hole for hubometer
11-0674	2	Standard 6 Hole	Aluminum	5-1/2"	With side plug
11-0677			Aluminum	5-1/2"	No side plug
11-0673	3	Standard 6 Hole	Clear	5-1/2"	With 1/2" hole for hubometer
11-0660	4	Standard 6 Hole	Steel	5-1/2"	No oil hole or side plug
11-0675	5	Window Kit	Clear	—	
11-0676	6	Standard Plug	Nitrile	—	
11-0681		Propar Plug	Nitrile	—	

Hub Cap Gaskets




Part No.	Type	Application	Grade	No. of Holes	Bolt Circle	I.D.	O.D.	Hole Size	Thickness
11-0680	1	Propar O-Ring	Nitrile	None	—	5-1/2"	6"	—	1/4"
13-7157	2	4 Hole	Paper	4	5"	3-3/4"	5-3/4"	9/32"	1/64"
13-7156						6 Hole	Paper	6	4-1/2"
13-7151		5-1/2"	4-13/16"	6-1/4"	11/32"				1/64"
13-7155		5-7/8"	5"	6-1/2"	11/32"				1/64"
13-7153		6-5/8"	5-1/2"	7-1/8"	9/32"	1/64"			
13-7150	3	4, 5, 6 Hole Universal	Paper	12	5-1/2"	4-3/4"	6-1/4"	11/32"	1/64"

Drive Flange Nuts




Thread Size	Hex Size	Height	Grade	Part No.
.43-20	1 ¹ / ₁₆ "	1 ³ / ₃₂ "	Grade 8	13-7250
.50-20	3/4"	7/16"	Grade 8	13-7251
		9/16"	Grade 8	13-7252
.56-18	7/8"	1 ⁵ / ₃₂ "	Grade 8	13-7253
.62-18	1 ⁵ / ₁₆ "	1 ⁷ / ₃₂ "	Grade 8	13-7254
.75-20	1-1/16"	2 ¹ / ₃₂ "	Grade 8	13-7255

Drive Flange Cones



Dim. (A)	Dim. (B)	Dim. (C)	Dim. (D)	Grade	Part No.
7/16"	1 ¹ / ₁₆ "	1 ³ / ₃₂ "	26 °	Grade 5	13-7204
	3/4"	1 ³ / ₃₂ "	36 °	Grade 5	13-7202
1/2"	1 ³ / ₁₆ "	5/16"	33 °	Grade 5	13-7226
		1 ³ / ₃₂ "	37 °	Grade 5	13-7208
	7/8"	1 ⁵ / ₃₂ "	26 °	Grade 5	13-7210
9/16"	7/8"	3/8"	33 °	Grade 5	13-7228
5/8"	1"	1 ⁵ / ₃₂ "	26 °	Grade 5	13-7216
		9/16"	26 °	Grade 5	13-7218
	1-1/8"	1/2"	37 °	Grade 5	13-7224



Type 1




Type 2

Type	No. of Holes	Bolt Circle	I.D.	O.D.	Hole Size	Thickness	Part No.	Remarks	
1	6	7-7/16"	6-7/16"	8-1/2"	11/16"	1/64"	13-7118		
	8	4-3/4"	4"	5-1/2"	15/32"	1/64"	13-7123		
		5-1/8"	4-5/16"	6"	1/2"	1/64"	13-7122		
		5-9/16"	4"	6-1/4"	9/16"	1/64"	13-7124		
		5-5/16"	4-9/16"	6-1/4"	9/16"	1/64"	13-7108		
		5-1/2"	4-1/2"	6-5/8"	11/16"	1/64"	13-7106		
		6-3/8"	5-3/8"	7-3/8"	19/32"	1/32"	13-7119		
		7"	5-3/4"	8-1/2"	11/16"	1/32"	13-7116		
	12	5-1/4"	4-1/4"	6-1/8"	9/16"	1/64"	13-7110		
		5-11/16"	5"	6-3/8"	1/2"	1/64"	13-7112		
		6-1/2"	5-11/16"	7-1/2"	9/16"	1/32"	13-7114		
	2	8	7"	5-5/8"	8-1/2"	13/16"	1/32"	13-7120	Gasket has 2 dowel pin holes


Drive Flange Studs

Catalog 213



Drive Flange Studs

Dim. (A)	Dim. (B)	Nut End Thread	Nut End Length	Wheel End Thread	Wheel End Length	Part No.
.43	2.25	.43-20	.87	.43-14	.68	13-7001
.50	2.50	.50-20	.93	.50-13	.87	13-7011
			1.18	.50-13	.81	13-7002
	2.56	.50-20	1.00	.50-13	.68	13-7012
	2.75	.50-20	1.43	.50-13	.93	13-7007
	2.87	.50-20	.87	.50-13	.81	13-7015
	3.00	.50-13	1.00	.50-13	1.00	13-7009
		.50-20	1.75	.50-13	.93	13-7008
3.18	.50-20	.87	.50-13	1.12	13-7016	
.56	2.25	.56-18	.93	.56-12	.68	13-7019
	2.50	.56-18	.81	.56-12	.87	13-7017
			1.25	.56-12	.87	13-7048
	2.75	.56-18	1.50	.56-12	.93	13-7049
	3.25	.56-18	1.93	.56-12	.93	13-7020
3.43	.56-18	1.06	.56-12	1.12	13-7018	
.62	2.62	.62-18	1.25	.62-11	.93	13-7045
	2.75	.62-18	.62	.62-11	1.00	13-7037
	2.87	.62-18	1.00	.62-11	.93	13-7023
	2.93	.62-18	1.06	.62-11	.62	13-7035
	3.00	.62-18	1.81	.62-11	.87	13-7046
	3.06	.62-18	1.06	.62-11	1.12	13-7038
	3.25	.62-18	1.00	.62-11	.93	13-7029
	3.50	.62-18	.81	.62-18	1.43	13-7028
			1.34	.62-11	1.00	13-7024
			2.25	.62-11	.81	13-7025
3.68	.62-18	1.12	.62-11	1.56	13-7026	
3.81	.62-18	1.25	.62-11	1.50	13-7042	
.75	3.31	.75-16	1.37	.75-10	.93	13-7055
	3.75	.75-16	1.25	.75-10	1.06	13-7051
			1.62	.75-10	1.18	13-7050




Type	Thread Size	Across Flats	Height	Hex Points	Part No.	Application	Remarks	Kit No.
Castle Nuts								
1	1.00-14	1.43	.62	6	06-350	Roc FC900/901		06-3501
	1.25-12	1.87	1.09	6	06-217	Eat T12		—
	1.50-12	2.18	1.50	6	06-204	Fru #5, TKF		06-2041
	1.50-18	2.25	.87	6	06-348	Eat EFA12F4/13F5, Roc FE931		06-3481
	1.75-12	2.62	1.37	6	06-370	Roc FH901/FL901/931		06-3701
	3.50-12	4.81	1.12	8	06-226	Fru Propar		06-2261
Nuts - no dowel pin								
2	1.50-12	2.25	.28	6	06-210	Roc T11000, SF A11		06-2101
			.43	6	06-354	Roc FD/FE/FF900/901/921		06-3541
	1.62-12	2.62	.37	6	06-384	Mac Frt		06-3841
			1.75-12	2.50	.37	6	06-207	Dan K14, Eat T14, Roc T13000, SF A13
	.68	6			06-366	Roc FG900		06-3661
	2.06-16	2.87	.37	6	06-520	Dan (Nav) FA109/139		06-5201
						Dan (Nav) I90/1108		06-5202
	2.25-16	2.87	.31	6	06-360	Roc FE970/E Dr		06-3601
						2.37-16	3.25	.37
		Pos adj kit	06-2232					
		3.81	.50	8	06-221	Roc RN/TN/TKN	Pos adj kit	06-2232
	2.50-12	3.25	.31	6	06-562	Nav 14039/042/199/341 Dr		06-5621
	2.50-16	3.50	.31	6	06-401	Roc F Dr		06-4011
	2.62-12	3.50	.31	6	06-425	Roc H Dr	12 ths/in	06-4251
			.50	6	06-470	Eat 17800/17801; 32m, 34m		06-4721
	2.62-16	3.25	.37	8	06-201	Dan, Eat, Roc, SF 17k/18k	5/32" Lock washer tab length	06-2011
							3/32" Lock washer tab length	06-2012
						Dan, Roc 17k/18k	Axles w/ ABS	06-2013
		3.50	.31	6	06-404	Roc H Dr	16 ths/in	06-4041
	2.87-12	4.12	.37	6	06-502	Mac SW56C Dr		06-5021
	2.93-12	4.12	.37	6	06-506	Mac SW57C Dr		06-5061
	3.00-12	3.87	.50	6	06-476	Eat 18800/801/802/803, 38R3, 42R3		06-4781
	3.00-12	4.00	.37	6	06-408	Roc J/L Dr		06-4081
3.25-12	4.00	.37	6	06-412	Dan P22		06-4125	
					Roc Q/R/S/T Dr		06-4121	
					Roc TP	Man adj kit	06-4123	
						Pos adj kit	06-4124	
	4.12	.37	6	06-414	Roc TP	Pos adj kit	06-4124	
						06-5961		
		.50	6	06-482	Eat 19500/501, 20500/501, 440P, 480P		06-4841	

Axle Nuts

Catalog 213

Axle Nuts

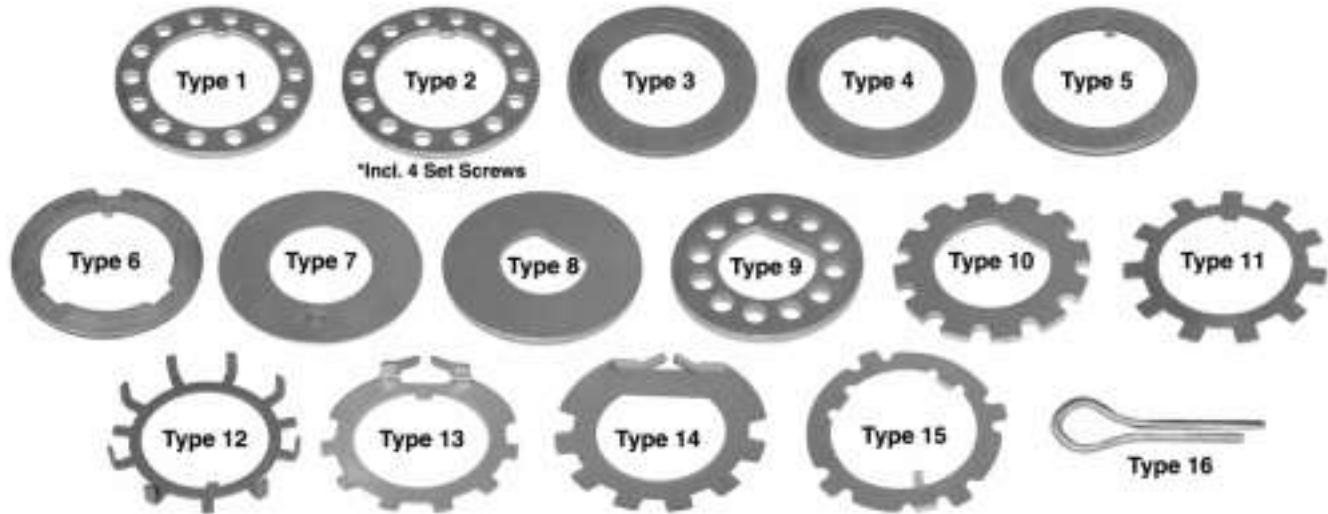


Type	Thread Size	Across Flats	Height	Hex Points	Part No.	Application	Remarks	Kit No.
Nuts - no dowel pin <i>Continued</i>								
2	3.37-12	4.37	.37	8	06-421	Dan A45/A65, Roc FU900/U Dr		06-4211
	3.50-12	4.37	.37	8	06-240	Roc TP	Original design	06-2401
	3.56-12	5.25	.50	8	06-508	Mac S/SW50C/55C/58C/65C		06-5081
Nuts - w/ dowel pin								
3	1.50-12	2.62	.37	6	06-358	Roc FD/FE/FF900/901/921		06-3541
	2.00-16	2.56	.31	6	06-550	For 15k Dr		06-5521
	2.37-16	3.81	.50	8	06-224	Roc RN/TN/TKN	Man adj kit	06-2231
	2.50-16	3.50	.31	6	06-400	Roc F Dr		06-4011
	2.62-12	3.50	.31	6	06-424	Roc H Dr	12 ths/in	06-4251
						Roc H Dr	16 ths/in	06-4041
						Dan, Eat, Roc, SF 17k/18k	5/32" Lock washer tab length	06-2011
	3.25-12	3.50	.37	8	06-203		3/32" Lock washer tab length	06-2012
						Dan, Roc 17k/18k	Axles w/ ABS	06-2013
	2.87-12	4.12	.37	6	06-500	Mac SW56C Dr		06-5021
	2.93-12	4.12	.37	6	06-504	Mac SW57C Dr		06-5061
	3.00-12	4.00	.37	6	06-407	Roc J/L Dr		06-4081
	3.25-12	4.00	.37	6	06-411	Dan P22		06-4125
						Roc Q/R/S/T Dr		06-4121
						Roc TP	Man adj kit	06-4123
3.37-12	4.87	.37	8	06-420	Dan A45/A65, Roc FU900/U Dr		06-4211	
3.50-12	4.87	.37	8	06-238	Roc TP	Original design	06-2401	
3.56-12	5.25	.50	8	06-511	Mac S/SW50C/55C/58C/65C		06-5081	
Nuts - w/ seal								
4	2.62-12	3.50	.62	6	06-472	Eat 17800/801, 32M, 34M		06-4721
	3.00-12	3.87	.50	6	06-478	Eat 18800/801/802/803, 38R3, 42R3		06-4781
	3.25-12	4.12	.50	6	06-484	Eat 19500/501, 20500/501, 440P, 480P		06-4841
Nuts - w/ lock								
5	2.00-16	2.56	.62	6	06-552	For 15k Dr		06-5521
Nuts - notched								
6	3.50-12	4.81	.43	8	06-244	Fru Propar HD		06-2441
Nuts - spanner w/ holes								
7	1.75-12	—	.50	Round	06-365	Roc FG900	3.31 O.D.	06-3661
					06-369	Roc 16900/910/ 920/930/931	4.18 O.D.	06-3662
Nuts - spanner w/ slots								
8	2.12-16	—	.37	Round	06-560	GM H150 Dr	2.87 O.D.	06-5601
	2.50-16	—	.37	Round	06-566	GM T150/T170 Dr	3.62 O.D.	06-5661

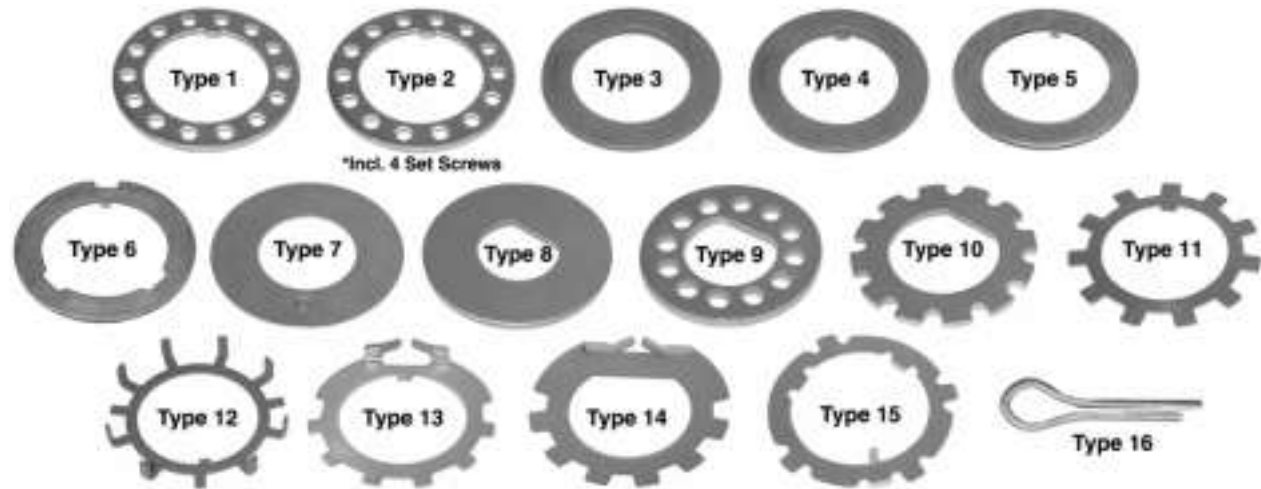
Catalog 213

Axle Washers

Axle Washers



Type	I.D.	O.D.	Height	Part No.	Application	Remarks	Kit No.
Washers - w/ holes							
1	2.37	3.81	.38	06-222	Roc RN/TN/TKN	Man adj kit	06-2231
	2.50	3.75	.18	06-402	Roc F Dr		06-4011
	2.62	3.75	.18	06-405	Roc H Dr	12 ths/in	06-4251
			.18	06-405	Roc H Dr	16 ths/in	06-4041
		4.00	.25	06-202	Dan, Eat, Roc, SF 17k/18k	5/32" Lock washer tab length	06-2011
						3/32" Lock washer tab length	06-2012
	2.87	4.43	.15	06-501	Mac SW56C Dr		06-5021
	2.93	4.43	.25	06-505	Mac SW57C Dr		06-5061
	3.00	4.25	.18	06-409	Roc J/L Dr		06-4081
	3.25	4.37	.21	06-413	Dan P22		06-4125
.21			06-413	Roc Q/R/S/T Dr		06-4121	
3.37	5.00	.21	06-422	Dan A45/A65, Roc FU900/U Dr		06-4211	
		.25	06-239	Roc TP	Original design	06-2401	
Washers - w/ holes & set screws							
2	2.37	3.87	.25	06-225	Roc RN/TK/TKN	Pos adj kit	06-2232
	2.62	3.87	.25	06-198	Dan, Roc 17k/18k	Axles w/ ABS	06-2013
	3.25	4.75	.25	06-417	Roc TP	Man adj kit	06-4123
						Pos adj kit	06-4124
Washers - no tab							
3	3.25	4.12	.25	06-503	Mac SW56C Dr		06-5021
	4.00	6.37	.25	06-509	Mac S/SW50C/55C/58C/65C		06-5081
Washers - w/ tab							
4	1.00	2.62	.12	06-352	Roc FC900/901		06-3501
	1.50	3.12	.18	06-349	Eat EFA12F4/13F5, Roc FE931		06-3481
	2.25	3.31	.03	06-361	Roc FE970/E Dr	Lock washer	06-3601
			.25	06-362	Roc FE970/E Dr	Thrust washer	06-3601
	3.25	4.00	.25	06-416	Roc TP	Pos adj kit	06-4124
	3.50	5.00	.18	06-228	Fru Propar		06-2261
Fru Propar HD						06-2441	
Washers - w/ tab & inlay							
5	3.25	4.00	.25	06-415	Roc TP	Man adj kit	06-4123
Washers - w/ tab & notches							
6	3.50	5.00	.25	06-243	Fru Propar HD		06-2441
Washers - w/ dimple							
7	1.50	3.00	.46	06-357	Roc FD/FE/FF900/901/921		06-3541
					Eat EFA12F4/13F5, Roc FE931		06-3481
	1.75	3.25	.46	06-368	Roc FG900		06-3661
					Roc 16900/910/920/930/931		06-3662



Type	I.D.	O.D.	Height	Part No.	Application	Remarks	Kit No.
Washers - D							
8	1.50	2.25	.12	06-212	Roc T11000, SF A11	Thrust washer	06-2101
		2.75	.06	06-211	Roc T11000, SF A11	Lock washer	06-2101
		3.00	.25	06-206	Fru #5, TKF		06-2041
	1.62	3.00	.12	06-385	Mac Frt		06-3841
	1.75	3.00	.06	06-208	Dan K14, Eat T14, Roc T13000, SF A13	Lock washer	06-2071
			.12	06-209	Dan K14, Eat T14, Roc T13000, SF A13	Thrust washer	06-2071
		4.12	.25	06-371	Roc FH901/FL901/931		06-3701
	2.09	3.75	.25	06-521	Dan (Nav) FA109/139		06-5201
4.12		.25	06-522	Dan (Nav) I90/108		06-5202	
Washers - D w/ holes							
9	1.50	3.00	.25	06-355	Roc FD/FE/FF900/901/921		06-3541
					Eat EFA12F4/13F5, Roc FE931		06-3481
	1.75	3.25	.25	06-367	Roc FG900		06-3661
					Roc 16900/910/920/930/931		06-3662
Washers - D w/ notches							
10	1.62	3.37	.18	06-386	Mac Frt		06-3841
	3.56	5.25	.25	06-510	Mac S/SW50C/55C/58C/65C		06-5081
Lock washers - flat w/ tab							
11	2.00	3.00	.06	06-551	For 15k Dr		06-5521
					Roc RN/TN/TKN	Man adj kit	06-2231
	2.62	4.00	.09	06-471	Eat 17800/801, 32M, 34M		06-4721
					Dan, Eat, Roc, SF 17k/18k	3/32" Tab length	06-2012
	3.00	4.50	.09	06-477	Dan, Eat, Roc, SF 17k/18k	5/32" Tab length	06-2011
					Eat 18800/801/802/803, 38R3, 42R3		06-4781
	3.25	4.75	.12	06-483	Dan P22		06-4125
Eat 19500/501, 20500/501, 440P, 480P						06-4841	
Lock washers - bent w/ tab							
12	2.12	3.12	.06	06-561	GM H150 Dr		06-5601
	2.50	3.87	.06	06-567	GM T150/T170 Dr		06-5661
Lock washers - nut pronges w/ tab							
13	2.50	3.75	.12	06-563	Nav 14039/042, 14199, 14341 Dr		06-5621
	2.62	4.06	.12	06-571	Nav 14044, 14186, 14351		—
	3.25	4.75	.12	06-595	Nav 14277, 14308/309/311/336/338/342		06-5961
Lock washers - nut pronges w/ D							
14	2.06	3.43	.12	06-570	Dan (Nav) FA109/139		06-5201
					Dan (Nav) I90/108		06-5202
Lock washers - w/ tab & notches							
15	3.75	5.25	.04	06-242	Fru Propar HD		06-2441
Cotter Pins							
16	—	.25	—	06-229	Fru Propar		06-2261
				06-205	Fru #5/TKF		06-2041

Catalog 213

Axle Nut Kits

Axle Nut Kits



06-201



06-230



06-202



06-203

Kit No.	Thread	Hex Points	Application	Qty.	Part No.	Description
06-2011	2.62-16	8	Dan, Eat, Roc, SF 17k, 18k with 3/32" tab	1	06-201	Outer nut
					06-230	Lock washer
					06-202	Lock washer
					06-203	Inner nut



06-201



06-232



06-202



06-203

Kit No.	Thread	Hex Points	Application	Qty.	Part No.	Description
06-2012	2.62-16	8	Dan, Eat, Roc, SF 17k, 18k with 3/32" tab	1	06-201	Outer nut
					06-232	Lock washer
					06-202	Lock washer
					06-203	Inner nut



06-201



06-198



06-203

Kit No.	Thread	Hex Points	Application	Qty.	Part No.	Description
06-2013	2.62-16	8	Dan, Roc 17k, 18k w/ ABS	1	06-201	Outer nut
					06-198	Lock washer
					06-203	Inner nut



06-205



06-204



06-206

Kit No.	Thread	Hex Points	Application	Qty.	Part No.	Description
06-2041	1.50-12	6	Fru #5, TKF	1	06-205	Cotter pin
					06-204	Castle nut
					06-206	Thrust washer

Axle Nut Kits

Catalog 213

Axle Nut Kits



06-207



06-208



06-209

Kit No.	Thread	Hex Points	Application	Qty.	Part No.	Description
06-2071	1.75-12	6	Dan K14, Eat T14, Roc T13000, SF A13	1	06-207	Outer nut
					06-208	Lock washer
					06-209	Thrust washer



06-210



06-211



06-212

Kit No.	Thread	Hex Points	Application	Qty.	Part No.	Description
06-2101	1.50-12	6	Roc T11000, SF A11	1	06-210	Outer nut
					06-211	Lock washer
					06-212	Thrust washer



06-223



06-231



06-222



06-224

Kit No.	Thread	Hex Points	Application	Qty.	Part No.	Description
06-2231	2.37-16	8	Roc RN, TN, TKN w/ man adj nut	1	06-223	Outer nut
					06-231	Lock washer
					06-222	Lock washer
					06-224	Inner nut



06-223



06-225



06-221

Kit No.	Thread	Hex Points	Application	Qty.	Part No.	Description
06-2232	2.37-16	8	Roc RN, TN, TKN w/ pos adj nut	1	06-223	Outer nut
					06-225	Lock washer
					06-221	Inner nut

Catalog 213

Axle Nut Kits




Kit No.	Thread	Hex Points	Application	Qty.	Part No.	Description
06-2261	3.50-12	8	Fru Prepar	1	06-229	Cotter pin
					06-226	Castle nut
					06-228	Thrust washer



Kit No.	Thread	Hex Points	Application	Qty.	Part No.	Description
06-2401	3.50-12	8	Roc TP (original design)	1	06-240	Outer nut
					06-239	Lock ring
					06-238	Inner nut



Kit No.	Thread	Hex Points	Application	Qty.	Part No.	Description
06-2441	3.50-12	8	Fru Prepar HD	1	06-244	Outer nut
					06-228	Washer
					06-244	Inner nut
					06-242	Lock washer
					06-243	Thrust washer



Kit No.	Thread	Hex Points	Application	Qty.	Part No.	Description
06-3481	1.50-18	6	Eat EFA12F4, 13F5, Roc FE931	1	06-348	Outer nut
					06-357	Lock washer
					06-355	Lock washer
					06-349	Thrust washer

Axle Nut Kits

Catalog 213

Axle Nut Kits



06-350



06-352

Kit No.	Thread	Hex Points	Application	Qty.	Part No.	Description
06-3501	1.00-14	6	Roc FC900/901	1	06-350	Outer nut
					06-352	Thrust washer



06-354



06-357



06-355



06-358

Kit No.	Thread	Hex Points	Application	Qty.	Part No.	Description
06-3541	1.50-12	6	Roc FD, FE, FF900/901/921	1	06-354	Outer nut
					06-357	Lock washer
					06-355	Lock washer
					06-358	Inner nut



06-360



06-361



06-360



06-362

Kit No.	Thread	Hex Points	Application	Qty.	Part No.	Description
06-3601	2.25-16	6	Roc FE970, E Dr	1	06-360	Outer nut
					06-361	Lock washer
					06-360	Inner nut
					06-362	Thrust washer



06-366



06-368



06-367



06-365

Kit No.	Thread	Hex Points	Application	Qty.	Part No.	Description
06-3661	1.75-12	6	Roc FG900	1	06-366	Outer nut
					06-368	Lock washer
					06-367	Lock washer
					06-365	Inner nut

Catalog 213

Axle Nut Kits

Axle Nut Kits



06-366



06-368



06-367



06-369

Kit No.	Thread	Hex Points	Application	Qty.	Part No.	Description
06-3662	1.75-12	6	Roc 16900/910/920/930/931	1	06-366	Outer nut
					06-368	Lock washer
					06-367	Lock washer
					06-369	Inner nut



06-370



06-371

Kit No.	Thread	Hex Points	Application	Qty.	Part No.	Description
06-3701	1.75-12	6	Roc FH901, FL901/931	1	06-370	Outer nut
					06-371	Thrust washer



06-384



06-386



06-385

Kit No.	Thread	Hex Points	Application	Qty.	Part No.	Description
06-3841	1.62-12	6	Mac Frt	1	06-384	Outer nut
					06-386	Lock washer
					06-385	Thrust washer



06-401



06-402



06-400

Kit No.	Thread	Hex Points	Application	Qty.	Part No.	Description
06-4011	2.50-16	6	Roc F Dr	1	06-401	Outer nut
					06-402	Lock washer
					06-400	Inner nut

Axle Nut Kits

Catalog 213

Axle Nut Kits



06-404



06-405



06-403

Kit No.	Thread	Hex Points	Application	Qty.	Part No.	Description
06-4041	2.62-16	6	Roc H Dr	1	06-404	Outer nut
					06-405	Lock washer
					06-403	Inner nut



06-408



06-409



06-407

Kit No.	Thread	Hex Points	Application	Qty.	Part No.	Description
06-4081	3.00-12	6	Roc J, L Dr	1	06-408	Outer nut
					06-409	Lock washer
					06-407	Inner nut



06-412



06-413



06-411

Kit No.	Thread	Hex Points	Application	Qty.	Part No.	Description
06-4121	3.25-12	6	Roc Q, R, S, T Dr	1	06-412	Outer nut
					06-413	Lock washer
					06-411	Inner nut



06-412



06-417



06-411



06-415

Kit No.	Thread	Hex Points	Application	Qty.	Part No.	Description
06-4123	3.25-12	6	Roc TP w/ man adj nut	1	06-412	Outer nut
					06-417	Lock washer
					06-411	Inner nut
					06-415	Thrust washer

Catalog 213

Axle Nut Kits

Axle Nut Kits



06-412



06-417



06-414



06-416

Kit No.	Thread	Hex Points	Application	Qty.	Part No.	Description
06-4124	3.25-12	6	Roc TP w/ pos adj nut	1	06-412	Outer nut
					06-417	Lock washer
					06-414	Inner nut
					06-416	Thrust nut



06-412



06-483



06-413



06-411

Kit No.	Thread	Hex Points	Application	Qty.	Part No.	Description
06-4125	3.25-12	6	Dan P22	1	06-412	Outer nut
					06-483	Lock washer
					06-413	Lock washer
					06-411	Inner nut



06-421



06-422



06-420

Kit No.	Thread	Hex Points	Application	Qty.	Part No.	Description
06-4211	3.37-12	8	Dan A45, A65, Roc FU900, U Dr	1	06-421	Outer nut
					06-422	Lock washer
					06-420	Inner nut



06-425



06-405



06-424

Kit No.	Thread	Hex Points	Application	Qty.	Part No.	Description
06-4251	2.62-12	6	Roc H Dr	1	06-425	Outer nut
					06-405	Lock washer
					06-424	Inner nut

Axle Nut Kits

Catalog 213

Axle Nut Kits



06-472



06-471



06-470

Kit No.	Thread	Hex Points	Application	Qty.	Part No.	Description
06-4721	2.62-12	6	Eat 17800/801, 32M, 34M	1	06-472	Outer nut
					06-471	Lock washer
					06-470	Inner nut



06-478



06-477



06-476

Kit No.	Thread	Hex Points	Application	Qty.	Part No.	Description
06-4781	3.00-12	6	Eat 18800/801/802/803, 38R3, 42R3	1	06-478	Outer nut
					06-477	Lock washer
					06-476	Inner nut



06-484



06-483



06-482

Kit No.	Thread	Hex Points	Application	Qty.	Part No.	Description
06-4841	3.25-12	6	Eat 19500/501, 20500/501, 440P, 480P	1	06-484	Outer nut
					06-483	Lock washer
					06-482	Inner nut



06-502



06-501



06-500



06-503

Kit No.	Thread	Hex Points	Application	Qty.	Part No.	Description
06-5021	2.87-12	6	Mac SW56C	1	06-502	Outer nut
					06-501	Lock washer
					06-500	Inner nut
					06-503	Thrust washer

Catalog 213

Axle Nut Kits

Axle Nut Kits



06-506



06-505



06-504

Kit No.	Thread	Hex Points	Application	Qty.	Part No.	Description
06-5061	2.93-12	6	Mac SW57C	1	06-506	Outer nut
					06-505	Lock washer
					06-504	Inner nut



06-508



06-510



06-511



06-509

Kit No.	Thread	Hex Points	Application	Qty.	Part No.	Description
06-5081	3.56-12	8	Mac S, SW50C/55C/58C/65C	1	06-508	Outer nut
					06-510	Lock washer
					06-511	Inner nut
					06-509	Thrust washer



06-520



06-570



06-521

Kit No.	Thread	Hex Points	Application	Qty.	Part No.	Description
06-5201	2.06-16	6	Dan (Nav) FA109, 139	1	06-520	Outer nut
					06-570	Lock washer
					06-521	Thrust washer



06-520



06-570



06-522

Kit No.	Thread	Hex Points	Application	Qty.	Part No.	Description
06-5202	2.06-16	6	Dan (Nav) 190, 108	1	06-520	Outer nut
					06-570	Lock washer
					06-522	Thrust washer

Axle Nut Kits

Catalog 213

Axle Nut Kits



06-552



06-551



06-550

Kit No.	Thread	Hex Points	Application	Qty.	Part No.	Description
06-5521	2.00-16	6	For 15k Dr	1	06-552	Outer nut
					06-551	Lock washer
					06-550	Inner nut



06-560



06-561

Kit No.	Thread	Hex Points	Application	Qty.	Part No.	Description
06-5601	2.12-16	Round	GM H150 Dr	1	06-560	Spanner nut
					06-561	Lock washer



06-562



06-563



06-562

Kit No.	Thread	Hex Points	Application	Qty.	Part No.	Description
06-5621	2.50-12	6	Nav 14039/042, 14199, 14341 Dr	1	06-562	Outer nut
					06-563	Lock washer
					06-562	Inner nut



06-566



06-567

Kit No.	Thread	Hex Points	Application	Qty.	Part No.	Description
06-5661	2.50-16	Round	GM T150, T170 Dr	1	06-566	Spanner nut
					06-567	Lock washer

Catalog 213

Axle Nut Kits and Hubs

Axle Nut Kits and Hubs



06-596



06-595



06-596

Kit No.	Thread	Hex Points	Application	Qty.	Part No.	Description
06-5961	3.25-16	6	Nav 14277, 14308/309/311, 14336/338, 14342	1	06-596	Outer nut
					06-595	Lock washer
					06-596	Inner nut

Hubs



Type 1



Type 2

Type	Application	No. of Holes	Bolt Circle	Pilot Dia.	Part No.	Inner Cup	Outer Cup	Remarks
1	Inboard Drum	10	11.25	9.43	11-0600A	653	HM212011	
					11-0602A	HM218210	HM212011	
2	Outboard Drum	10	11.25	8.53	11-0606A	653	HM212011	
					11-0605A	HM218210	HM212011	
					11-0658A	HM518410	HM518410	
					11-0657A	HM218210	HM212011	
				8.78	11-0656A	HM218210	HM212011	Hub w/ ABS ring

Steering Axle Applications

Catalog 213

Steering Axle Applications

Hub No.	Outer Cup	Inner Cup	Wheel Pilot	No. Studs	Bolt Circle	Drum Type	Brake Size	Drum No.	Wheel Type	OEM Stud No.	Part No.
Con-Met											
103837	45220	HM212011	Hub	10	287.75mm	—	—	—	Stl	102188	13-1544
103898	45220	HM212011	Hub	10	287.75mm	—	—	—	Alum	102290	13-1550
103911	45220	HM212011	Stud	10	11.25	—	—	—	Stl	102084	—
103912	45220	HM212011	Stud	10	11.25	—	—	—	Stl	102085	—
103915	45220	HM212011	Stud	10	11.25	—	—	—	Alum	101873	13-1660L
103916	45220	HM212011	Stud	10	11.25	—	—	—	Alum	101874	13-1660R
104161	3720	HM212011	Stud	10	11.25	—	—	—	Stl	102084	—
104162	3720	HM212011	Stud	10	11.25	—	—	—	Stl	102085	—
104163	3720	HM212011	Stud	10	11.25	—	—	—	Alum	101873	13-1660L
104164	3720	HM212011	Stud	10	11.25	—	—	—	Alum	101874	13-1660R
104165	3720	HM212011	Hub	10	287.75mm	—	—	—	Alum	102290	13-1550
104166	3720	HM212011	Hub	10	287.75mm	—	—	—	Stl	102033	13-1549
104175	3720	HM212011	Stud	10	11.25	—	—	—	Stl	102084	—
104176	3720	HM212011	Stud	10	11.25	—	—	—	Stl	102085	—
104183	3720	HM212011	Hub	10	287.75mm	—	—	—	Stl	102033	13-1549
104184	3720	HM212011	Hub	10	287.75mm	—	—	—	Alum	102290	13-1550
104187	3720	HM212011	Stud	10	11.25	—	—	—	Stl	102084	—
104188	3720	HM212011	Stud	10	11.25	—	—	—	Stl	102085	—
104191	3720	HM212011	Stud	10	11.25	—	—	—	Alum	101873	13-1660L
104192	3720	HM212011	Stud	10	11.25	—	—	—	Alum	101874	13-1660R
104195	3720	HM212011	Stud	10	11.25	—	—	—	Stl	102084	—
104196	3720	HM212011	Stud	10	11.25	—	—	—	Stl	102085	—
104221	3720	HM212011	Hub	10	287.75mm	—	—	—	Stl	103193	13-1548
104222	3720	HM212011	Hub	10	287.75mm	—	—	—	Alum	102188	13-1544
104227	3720	HM212011	Stud	10	11.25	—	—	—	Stl	103189	—
104228	3720	HM212011	Stud	10	11.25	—	—	—	Stl	103190	—
104229	3720	HM212011	Stud	10	11.25	—	—	—	Alum	103191	13-1661L
104230	3720	HM212011	Stud	10	11.25	—	—	—	Alum	103192	13-1661R
104240	3720	HM212011	Hub	10	287.75mm	—	—	—	Alum	103431	13-1547
105237	3720	HM212011	Hub	10	287.75mm	—	—	—	Stl	103193	13-1548
105238	3720	HM212011	Hub	10	287.75mm	—	—	—	Alum	104811	—
105239	3720	HM212011	Hub	10	287.75mm	—	—	—	Alum	102188	13-1544
105243	3720	HM212011	Stud	10	11.25	—	—	—	Stl	103189	—
105244	3720	HM212011	Stud	10	11.25	—	—	—	Stl	103190	—
105245	3720	HM212011	Stud	10	11.25	—	—	—	Alum	103191	13-1661L
105246	3720	HM212011	Stud	10	11.25	—	—	—	Alum	103192	13-1661R
107565	3720	HM212011	Hub	8	275mm	—	—	—	Stl	107477	—
107566	3720	HM212011	Hub	8	275mm	—	—	—	Alum	107478	—
107567	3720	HM212011	Hub	8	275mm	—	—	—	Alum	107479	—
107570	3720	HM212011	Hub	8	275mm	—	—	—	Stl	107477	—
107571	3720	HM212011	Hub	8	275mm	—	—	—	Alum	107479	—
107586	45220	HM212011	Hub	8	275mm	—	—	—	Stl	102290	13-1550
107587	45220	HM212011	Hub	8	275mm	—	—	—	Alum	107479	—
108157	552A	6420	Stud	10	11.25	—	—	—	Stl	102084	—
108158	552A	6420	Stud	10	11.25	—	—	—	Stl	102085	—
108159	552A	6420	Stud	10	11.25	—	—	—	Alum	101873	13-1660L
108160	552A	6420	Stud	10	11.25	—	—	—	Alum	101874	13-1660R
108165	552A	6420	Hub	10	287.75mm	—	—	—	Stl	102033	13-1549
108166	552A	6420	Hub	10	287.75mm	—	—	—	Alum	103431	13-1547
108167	552A	6420	Hub	10	287.75mm	—	—	—	Alum	102290	13-1550
108168	552A	6420	Hub	10	287.75mm	—	—	—	Alum	103533	—
10001126	3720	HM212011	Hub	10	287.75mm	—	—	—	Stl	107477	—
10001127	3720	HM212011	Hub	10	287.75mm	—	—	—	Alum	107478	—
10001128	3720	HM212011	Hub	10	287.75mm	—	—	—	Alum	107479	—
10001129	3720	HM212011	Hub	10	287.75mm	—	—	—	Stl	107477	—
10001130	3720	HM212011	Hub	10	287.75mm	—	—	—	Alum	107479	—

Catalog 213

Steering Axle Applications

Hub No.	Outer Cup	Inner Cup	Wheel Pilot	No. Studs	Bolt Circle	Drum Type	Brake Size	Drum No.	Wheel Type	OEM Stud No.	Part No.
Con-Met <i>Continued</i>											
10001937	3720	HM212011	Stud	10	11.25	—	—	—	Alum	10001957	—
10001938	3720	HM212011	Stud	10	11.25	—	—	—	Alum	10001958	—
10001941	3720	HM212011	Stud	10	11.25	—	—	—	Alum	10001957	—
10001942	3720	HM212011	Stud	10	11.25	—	—	—	Alum	10001958	—
10003478	3720	HM212011	Hub	10	287.75mm	—	—	—	Stl	10001405	—
10003479	3720	HM212011	Hub	10	287.75mm	—	—	—	Alum	10001399	—
10003480	3720	HM212011	Stud	10	11.25	—	—	—	Stl	10001408	—
10003481	3720	HM212011	Stud	10	11.25	—	—	—	Stl	10001409	—
10003482	3720	HM212011	Stud	10	11.25	—	—	—	Alum	10001406	—
10003483	3720	HM212011	Stud	10	11.25	—	—	—	Alum	10001407	—
Dayton Walther											
14874	3720	HM212011	Stud	10	11.25	Cast	15.00 x 4.00	122529	Stl or Alum	09001668/9	13-1631R/L
							16.50 x 5.00	123292	Stl or Alum	09001668/9	13-1631R/L
15250	3720	HM212011	Hub	10	335mm	Cast	15.00 x 4.00	123024	Stl	09001988	13-1584
							Alum	09001989	13-1587		
							15.00 x 5.00	123218	Stl	09001988	13-1584
							Alum	09001727	13-1588		
15429	552A	6420	Hub	10	335mm	Cast	15.00 x 6.00	123301	Stl	09001988	13-1584
							Alum	09001989	13-1587		
15507	3720	HM212011	Hub	10	285.75mm	Cast	15.00 x 4.00	123366	Stl	09001988	13-1584
							Alum	09001989	13-1587		
15512	552A	6420	Hub	10	285.75mm	Cast	15.00 x 6.00	123377	Stl	09001988	13-1584
							Alum	09001989	13-1587		
15519	3720	HM212011	Stud	10	11.25	Cast	15.00 x 4.00	123382	Stl or Alum	09001925/6	—
							123386	Stl or Alum	09001925/6	—	
							16.50 x 5.00	123383	Stl or Alum	09001925/6	—
							123388	Stl or Alum	09001925/6	—	
15521	552A	6420	Stud	10	11.25	Cast	15.00 x 6.00	123384	Stl or Alum	09009122/3	13-1601R/L
							16.50 x 6.00	123399	Stl or Alum	09009122/3	13-1601R/L
15577	3720	HM212011	Hub	10	285.75mm	Cast	15.00 x 4.00	123254	Stl	09001988	13-1584
							Alum	09001945	—		
15578	3720	HM212011	Stud	10	11.25	Cast	15.00 x 4.00	123254	Stl	09001927/8	—
							Alum	09001943/4	—		
Gunite											
H321K	45220	HM212011	Stud	10	11.25	Cast	15.00 x 4.00	3054	Stl or Alum	W890R/L	13-1625R/L
H334K	3720	HM212011	Stud	10	11.25	Rotor	15.38 x 1.54	R3104	Stl or Alum	W890R/L	13-1625R/L
H346K	3720	HM212011	Stud	10	11.25	Cast	15.00 x 4.00	3158	Stl	W1090R/L	13-1637R/L
							Alum	W988R/L	13-1630R/L		
							16.25 x 3.50	2989	Stl	W1090R/L	13-1637R/L
16.50 x 5.00	2920	Stl	W1090R/L	13-1637R/L							
					Alum	W988R/L	13-1630R/L				

Steering Axle Applications

Catalog 213

Steering Axle Applications

Hub No.	Outer Cup	Inner Cup	Wheel Pilot	No. Studs	Bolt Circle	Drum Type	Brake Size	Drum No.	Wheel Type	OEM Stud No.	Part No.
Gunite <i>Continued</i>											
H382K	25820	JM207010	Stud	10	11.25	Cast	15.00 x 3.00	3508	Stl Alum	W1062R/L W1146R/L	— —
							15.00 x 3.50	3508	Stl Alum	W1062R/L W1146R/L	— —
HF309K	28622	HM212011	Stud	10	11.25	Cast	15.00 x 4.00	3674	Stl or Alum	W1203R/L	13-1635R/L
							16.50 x 5.00	3676	Stl or Alum	W1203R/L	13-1635R/L
HF365K	552A	6420	Stud	10	11.25	Rotor	15.38 x 1.75	R3359	Stl or Alum	W890R/L	13-1625R/L
							15.62 x 1.75	R3065X	Stl or Alum	W890R/L	13-1625R/L
HF366K	552A	6420	Stud	10	11.25	Cast	15.00 x 6.00	3159	Stl or Alum	W890R/L	13-1625R/L
							16.50 x 5.00	3612	Stl or Alum	W890R/L	13-1625R/L
						Rotor	15.62 x 1.75	R2979X	Stl or Alum	W890R/L	13-1625R/L
HF460K	45220	HM212011	Stud	10	11.25	Rotor	15.38 x 1.54	D6052	Stl or Alum	W1090R/L	13-1637R/L
HF477K	28622	HM212011	Stud	10	11.25	Rotor	15.00 x 1.44	D6156	Stl or Alum	W1040R/L	—
HF478K	3720	HM212011	Stud	10	11.25	Cast	15.00 x 4.00	3158	Stl Alum	W1090R/L W988R/L	13-1637R/L 13-1630R/L
							16.25 x 3.50	2989	Stl Alum	W1090R/L W988R/L	13-1637R/L 13-1630R/L
							16.50 x 5.00	2920	Stl Alum	W1090R/L W988R/L	13-1637R/L 13-1630R/L
HF479K	552A	6420	Stud	10	11.25	Cast	15.00 x 6.00	3438	Stl or Alum	W988R/L	13-1630R/L
							16.50 x 6.00	3437	Stl or Alum	W988R/L	13-1630R/L
HF494K	45220	HM212011	Stud	10	11.25	Cast	15.00 x 4.00	3054	Stl or Alum	W890R/L	13-1625R/L
						Rotor	15.38 x 1.54	R3104	Stl or Alum	W890R/L	13-1625R/L
HF495K	45220	HM212011	Stud	10	11.25	Rotor	15.38 x 1.54	D6052	Stl or Alum	W1090R/L	13-1637R/L
HF501K	JLM710910	JLM612910	Stud	10	11.25	Cast	15.00 x 4.00	3477	Alum	W981R/L	13-1128R/L
						Rotor	15.38 x 1.54	R6052	Stl or Alum	W1091R/L	13-1131R/L
HF519K	3720	HM212011	Hub	8	275mm	Cast	15.00 x 4.00	3721BX	Stl Alum	W1324 W1164	13-1568 13-1567
							15.00 x 5.00	3753A	Stl Alum	W1324 W1164	13-1568 13-1567
							15.00 x 6.00	3753A	Stl Alum	W1324 W1164	13-1568 13-1567
							16.50 x 5.00	2920B	Stl Alum	W1324 W1164	13-1568 13-1567
HF532K	45220	HM212011	Stud	10	11.25	Cast	15.00 x 4.00	3411	Stl or Alum	W988R/L	13-1630R/L
HF544K	552A	H715311	Stud	10	11.25	Rotor	15.00 x 1.44	D6156	Stl or Alum	W1236R/L	—
HF581K	3720	HM212011	Hub	10	285.75mm	Cast	15.00 x 4.00	3721AX	Stl Alum	W1202 W1205	13-1720 13-1721
							16.50 x 5.00	3710	Stl Alum	W1202 W1205	13-1720 13-1721
			Stud	10	11.25	Cast	15.00 x 4.00	3721AX	Stl Alum	W988R/L W1203R/L	13-1630R/L 13-1635R/L
							16.50 x 5.00	3710	Stl Alum	W988R/L W1203R/L	13-1630R/L 13-1635R/L
HF599K	3720	HM212011	Stud	10	11.25	Cast	15.00 x 4.00	3721AX	Stl or Alum	W988R/L	13-1630R/L
							16.50 x 5.00	3710	Stl or Alum	W988R/L	13-1630R/L
HF605K	552A	6420	Stud	10	11.25	Cast	16.50 x 5.00	3595	Stl Alum	W988R/L W1203R/L	13-1630R/L 13-1635R/L

Catalog 213

Steering Axle Applications

Steering Axle Applications

Hub No.	Outer Cup	Inner Cup	Wheel Pilot	No. Studs	Bolt Circle	Drum Type	Brake Size	Drum No.	Wheel Type	OEM Stud No.	Part No.
Gunite <i>Continued</i>											
HF606K	45220	HM212011	Hub	10	285.75mm	Cast	15.00 x 4.00	3596	Stl Alum	W1202 W1205	13-1720 13-1721
							15.00 x 5.00	3597	Stl Alum	W1202 W1205	13-1720 13-1721
							16.50 x 5.00	3598	Stl Alum	W1202 W1205	13-1720 13-1721
			Stud	10	11.25	Cast	15.00 x 4.00	3596	Stl Alum	W988R/L W1203R/L	13-1630R/L 13-1635R/L
							15.00 x 5.00	3597	Stl Alum	W988R/L W1203R/L	13-1630R/L 13-1635R/L
							16.50 x 5.00	3598	Stl Alum	W988R/L W1203R/L	13-1630R/L 13-1635R/L
HF607K	45220	HM212011	Hub	8	275mm	Cast	15.00 x 4.00	3596A	Stl Alum	W1202 W1205	13-1720 13-1721
							15.00 x 5.00	3597A	Stl Alum	W1202 W1205	13-1720 13-1721
							16.50 x 5.00	3598A	Stl Alum	W1202 W1205	13-1720 13-1721
HF615K	3720	HM212011	Hub	10	285.75mm	Cast	15.00 x 4.00	3721AX	Stl Alum	W1202 W1205	13-1720 13-1721
							16.50 x 5.00	3710	Stl Alum	W1202 W1205	13-1720 13-1721
			Stud	10	11.25	Cast	15.00 x 4.00	3721AX	Stl Alum	W988R/L W1203R/L	13-1630R/L 13-1635R/L
							16.50 x 5.00	3710	Stl Alum	W988R/L W1203R/L	13-1630R/L 13-1635R/L
HF624K	3720	HM212011	Stud	10	11.25	Cast	15.00 x 4.00	3158	Stl Alum	W1090R/L W988R/L	13-1637R/L 13-1630R/L
							16.25 x 3.50	2989	Stl Alum	W1090R/L W988R/L	13-1637R/L 13-1630R/L
							16.50 x 5.00	2920	Stl Alum	W1090R/L W988R/L	13-1637R/L 13-1630R/L
HF629K	3525	39520	Hub	8	275mm	Cast	15.00 x 4.00	3645	Stl or Alum	W1255	13-1538
HF635K	552A	H715311	Hub	10	287.75mm	Cast	15.00 x 4.00	3674A	Stl Alum	W1245 W1246	13-1566 13-1579
							16.50 x 5.00	3676A	Stl Alum	W1245 W1246	13-1566 13-1579
HF644K	3720	HM212011	Stud	10	11.25	Cast	15.00 x 4.00	3158	Stl Alum	W1090R/L W988R/L	13-1637R/L 13-1630R/L
							16.25 x 3.50	2989	Stl Alum	W1090R/L W988R/L	13-1637R/L 13-1630R/L
							16.50 x 5.00	2920	Stl Alum	W1090R/L W988R/L	13-1637R/L 13-1630R/L
HF650K	552A	6420	Hub	10	287.75mm	Cast	15.00 x 6.00	3686	Stl Alum	W1164 W1327	13-1567 13-1577
							16.50 x 5.00	3710	Stl Alum	W1164 W1327	13-1567 13-1577
							16.50 x 6.00	3687	Stl Alum	W1164 W1327	13-1567 13-1577
HF658K	25820	JM207010	Stud	10	11.25	Cast	15.00 x 4.00	3667	Stl Alum	W981R/L W1133R/L	13-1128R/L 13-1129R/L
HF660K	3720	HM212011	Stud	10	11.25	Rotor	15.00 x 1.44	D6176	Alum	W1098R/L	13-1604R/L
HF669K	552A	H715311	Stud	10	11.25	Cast	15.00 x 4.00	3674A	Stl or Alum	W1236R/L	—
							16.50 x 5.00	3676A	Stl or Alum	W1236R/L	—
HF670K	3720	HM212011	Stud	10	11.25	Rotor	15.00 x 1.44	D6145	Stl or Alum	W1243R/L	13-1147R/L

Steering Axle Applications

Catalog 213

Steering Axle Applications

Hub No.	Outer Cup	Inner Cup	Wheel Pilot	No. Studs	Bolt Circle	Drum Type	Brake Size	Drum No.	Wheel Type	OEM Stud No.	Part No.
Gunite <i>Continued</i>											
HF682K	552A	6420	Stud	10	11.25	Cast	15.00 x 6.00	3438	Stl or Alum	W988R/L	13-1630R/L
							16.50 x 6.00	3437	Stl or Alum	W988R/L	13-1630R/L
HF684K	552A	6420	Stud	10	11.25	Cast	15.00 x 6.00	3686	Stl or Alum	W988R/L	13-1630R/L
							16.50 x 5.00	3710	Stl or Alum	W988R/L	13-1630R/L
							16.50 x 6.00	3687	Stl or Alum	W988R/L	13-1630R/L
HF689K	3525	39520	Hub	10	335mm	Cast	15.00 x 4.00	3646	Stl Alum	W1246 W1164	13-1579 13-1567
HF691K	25820	JM207010	Hub	8	275mm	Rotor	15.00 x 1.44	D6176	Alum	W1190	13-1537
HF698K	3720	HM212011	Hub	10	285.75mm	Cast	15.00 x 4.00	3721AX	Stl Alum	W1202 W1205	13-1720 13-1721
							16.50 x 5.00	3710	Stl Alum	W1202 W1205	13-1720 13-1721
			Stud	10	11.25	Cast	15.00 x 4.00	3721AX	Stl Alum	W988R/L W1203R/L	13-1630R/L 13-1635R/L
							16.50 x 5.00	3710	Stl Alum	W988R/L W1203R/L	13-1630R/L 13-1635R/L
HF707K	552A	6420	Stud	10	11.25	Cast	15.00 x 6.00	3686	Stl or Alum	W988R/L	13-1630R/L
							16.50 x 5.00	3710	Stl or Alum	W988R/L	13-1630R/L
							16.50 x 6.00	3687	Stl or Alum	W988R/L	13-1630R/L
HF711K	3720	HM212011	Stud	10	11.25	Rotor	15.00 x 1.44	D6145	Stl or Alum	W1243R/L	13-1147R/L
HF722K	3720	HM212011	Hub	8	275mm	Cast	15.00 x 4.00	3721BX	Stl Alum	W1324 W1164	13-1568 13-1567
							15.00 x 5.00	3753A	Stl Alum	W1324 W1164	13-1568 13-1567
							15.00 x 6.00	3753A	Stl Alum	W1324 W1164	13-1568 13-1567
							16.50 x 5.00	2920B	Stl Alum	W1324 W1164	13-1568 13-1567
HF725K	45220	HM212011	Hub	10	287.75mm	Cast	15.00 x 4.00	3596	Stl Alum	W1202 W1205	13-1720 13-1721
							15.00 x 5.00	3597	Stl Alum	W1202 W1205	13-1720 13-1721
							16.50 x 5.00	3598	Stl Alum	W1202 W1205	13-1720 13-1721
			Stud	10	11.25	Cast	15.00 x 4.00	3596	Stl Alum	W988R/L W1203R/L	13-1630R/L 13-1635R/L
							15.00 x 5.00	3597	Stl Alum	W988R/L W1203R/L	13-1630R/L 13-1635R/L
							16.50 x 5.00	3598	Stl Alum	W988R/L W1203R/L	13-1630R/L 13-1635R/L
HF731K	45220	HM212011	Hub	8	275mm	Cast	15.00 x 4.00	3596A	Stl Alum	W1202 W1205	13-1720 13-1721
							15.00 x 5.00	3597A	Stl Alum	W1202 W1205	13-1720 13-1721
							16.50 x 5.00	3598A	Stl Alum	W1202 W1205	13-1720 13-1721

Catalog 213

Steering Axle Applications

Steering Axle Applications

Hub No.	Outer Cup	Inner Cup	Wheel Pilot	No. Studs	Bolt Circle	Drum Type	Brake Size	Drum No.	Wheel Type	OEM Stud No.	Part No.
Gunite <i>Continued</i>											
HF746K	3720	HM212011	Stud	10	11.25	Cast	15.00 x 4.00	3726X	Stl Alum	W1090R/L W988R/L	13-1637R/L 13-1630R/L
								3800X	Stl Alum	W1090R/L W988R/L	13-1637R/L 13-1630R/L
							15.00 x 5.00	3753	Stl Alum	W1090R/L W988R/L	13-1637R/L 13-1630R/L
									15.00 x 6.00	Stl Alum	W1090R/L W988R/L
							16.50 x 5.00	3758	Stl Alum	W1090R/L W988R/L	13-1637R/L 13-1630R/L
HF747K	3720	HM212011	Stud	10	11.25	Cast	15.00 x 4.00	3726X	Stl Alum	W1090R/L W988R/L	13-1637R/L 13-1630R/L
								3800X	Stl Alum	W1090R/L W988R/L	13-1637R/L 13-1630R/L
							15.00 x 5.00	3753	Stl Alum	W1090R/L W988R/L	13-1637R/L 13-1630R/L
									15.00 x 6.00	Stl Alum	W1090R/L W988R/L
							16.50 x 5.00	3758	Stl Alum	W1090R/L W988R/L	13-1637R/L 13-1630R/L
HF769K	3720	HM212011	Hub	10	287.75mm	Cast	15.00 x 4.00	3726X	Stl Alum	W1324 W1164	13-1568 13-1567
								3800X	Stl Alum	W1324 W1164	13-1568 13-1567
							15.00 x 5.00	3753	Stl Alum	W1324 W1164	13-1568 13-1567
									Stl Alum	W1324 W1164	13-1568 13-1567
							16.50 x 5.00	3758	Stl Alum	W1324 W1164	13-1568 13-1567
HF770K	3720	HM212011	Hub	10	287.75mm	Cast	15.00 x 4.00	3726X	Stl Alum	W1324 W1164	13-1568 13-1567
								3800X	Stl Alum	W1324 W1164	13-1568 13-1567
							15.00 x 5.00	3753	Stl Alum	W1324 W1164	13-1568 13-1567
									Stl Alum	W1324 W1164	13-1568 13-1567
							16.50 x 5.00	3758	Stl Alum	W1324 W1164	13-1568 13-1567
HF773K	25820	JM207010	Hub	8	275mm	Rotor	15.00 x 1.44	D6176	Alum	W1190	13-1537
HF781K	25820	JM207010	Stud	10	11.25	Cast	15.00 x 4.00	3731	Stl Alum	W981R/L W1133R/L	13-1128R/L 13-1129R/L
HF791K	3720	HM212011	Hub	10	287.75mm	Rotor	15.00 x 1.44	D6176	Stl Alum	W1337 W1245	13-1557 13-1566
HF792K	3720	HM212011	Stud	10	11.25	Cast	15.00 x 4.00	3721AX	Stl Alum	W1090R/L W988R/L	13-1637R/L 13-1630R/L
							16.50 x 5.00	3710	Stl Alum	W1090R/L W988R/L	13-1637R/L 13-1630R/L
HF793K	3720	HM212011	Hub	10	287.75mm	Cast	15.00 x 4.00	3721AX	Stl Alum	W1324 W1164	13-1568 13-1567
							16.50 x 5.00	3710	Stl Alum	W1324 W1164	13-1568 13-1567

Steering Axle Applications

Catalog 213

Steering Axle Applications

Hub No.	Outer Cup	Inner Cup	Wheel Pilot	No. Studs	Bolt Circle	Drum Type	Brake Size	Drum No.	Wheel Type	OEM Stud No.	Part No.
Gunite <i>Continued</i>											
HF794K	3720	HM212011	Stud	10	11.25	Cast	15.00 x 4.00	3721AX	Stl Alum	W1090R/L W988R/L	13-1637R/L 13-1630R/L
							16.50 x 5.00	3710	Stl Alum	W1090R/L W988R/L	13-1637R/L 13-1630R/L
HF795K	3720	HM212011	Hub	10	287.75mm	Cast	15.00 x 4.00	3721AX	Stl Alum	W1324 W1164	13-1568 13-1567
							16.50 x 5.00	3710	Stl Alum	W1324 W1164	13-1568 13-1567
HF801K	3720	HM212011	Stud	10	11.25	Cast	15.00 x 4.00	3721AX	Stl Alum	W1090R/L W988R/L	13-1637R/L 13-1630R/L
							16.50 x 5.00	3710	Stl Alum	W1090R/L W988R/L	13-1637R/L 13-1630R/L
HF803K	3720	HM212011	Hub	10	287.75mm	Cast	15.00 x 4.00	3721AX	Stl Alum	W1324 W1164	13-1568 13-1567
							16.50 x 5.00	3710	Stl Alum	W1324 W1164	13-1568 13-1567
HF805K	552A	6420	Hub	10	287.75mm	Cast	15.00 x 6.00	3686	Stl Alum	W1164 W1327	13-1567 13-1577
							16.50 x 5.00	3710	Stl Alum	W1164 W1327	13-1567 13-1577
							16.50 x 6.00	3687	Stl Alum	W1164 W1327	13-1567 13-1577
HF819K	552A	6420	Stud	10	11.25	Cast	16.50 x 5.00	3595	Stl Alum	W988R/L W1203R/L	13-1630R/L 13-1635R/L
HF820K	25820	JM207010	Hub	10	285.75mm	Cast	15.00 x 4.00	3721AX	Stl Alum	W1324 W1164	13-1568 13-1567
								3731	Stl Alum	W1324 W1164	13-1568 13-1567
							15.00 x 4.00	3754	Stl Alum	W1324 W1164	13-1568 13-1567
								15.00 x 5.00		Stl Alum	W1324 W1164
HF826K	3720	HM212011	Stud	10	11.25	Rotor	15.00 x 1.44	D6176	Stl Alum	W1174R/L W1322R/L	13-1145R/L 13-1133R/L
HF837K	25820	JM207010	Stud	10	11.25	Rotor	15.00 x 1.44	D6176	Stl Alum	W1174R/L W1322R/L	13-1145R/L 13-1133R/L
HF838K	25820	JM207010	Hub	10	287.75mm	Rotor	15.00 x 1.44	D6176	Stl Alum	W1337 W1245	13-1557 13-1566
HF839K	25820	JM207010	Hub	8	275mm	Rotor	15.00 x 1.44	D6176	Stl Alum	W1337 W1245	13-1557 13-1566
HF847K	3720	HM212011	Stud	10	11.25	Cast	15.00 x 4.00	3721AX	Stl Alum	W1090R/L W988R/L	13-1637R/L 13-1630R/L
							16.50 x 5.00	3710	Stl Alum	W1090R/L W988R/L	13-1637R/L 13-1630R/L
HF848K	3720	HM212011	Hub	10	287.75mm	Cast	15.00 x 4.00	3721AX	Stl Alum	W1324 W1164	13-1568 13-1567
							16.50 x 5.00	3710	Stl Alum	W1324 W1164	13-1568 13-1567
HF850K	HM212011	HM218210	Hub	10	287.75mm	Cast	15.00 x 6.00	3686	Stl Alum	W1164 W1327	13-1567 13-1577
							16.50 x 5.00	3710	Stl Alum	W1164 W1327	13-1567 13-1577
							16.50 x 6.00	3687	Stl Alum	W1164 W1327	13-1567 13-1577

Catalog 213

Steering Axle Applications

Steering Axle Applications

Hub No.	Outer Cup	Inner Cup	Wheel Pilot	No. Studs	Bolt Circle	Drum Type	Brake Size	Drum No.	Wheel Type	OEM Stud No.	Part No.
Gunite <i>Continued</i>											
HF851K	HM212011	HM218210	Stud	10	11.25	Cast	15.00 x 6.00	3686	Stl or Alum	W988R/L	13-1630R/L
							16.50 x 5.00	3710	Stl or Alum	W988R/L	13-1630R/L
							16.50 x 6.00	3687	Stl or Alum	W988R/L	13-1630R/L
HF859K	3720	HM212011	Hub	10	287.75mm	Cast	15.00 x 4.00	3726X	Stl Alum	W1324 W1164	13-1568 13-1567
							15.00 x 4.00	3800X	Stl Alum	W1324 W1164	13-1568 13-1567
							15.00 x 5.00	3753	Stl	W1324	13-1568
									Alum	W1164	13-1567
							16.50 x 5.00	3758	Stl Alum	W1324 W1164	13-1568 13-1567
HF863K	NP720703	NP378092	Hub	10	287.75mm	Cast	15.00 x 4.00	3721AX	Stl Alum	W1324 W1164	13-1568 13-1567
							16.50 x 5.00	3710	Stl Alum	W1324 W1164	13-1568 13-1567
HF874K	3720	HM212011	Hub	10	287.75mm	Cast	15.00 x 4.00	3721AX	Stl Alum	W1324 W1164	13-1568 13-1567
							16.50 x 5.00	3710	Stl Alum	W1324 W1164	13-1568 13-1567
HF879K	NP720703	NP378092	Hub	10	287.75mm	Cast	15.00 x 4.00	3726X	Stl Alum	W1324 W1327	13-1568 13-1577
								3800X	Stl Alum	W1324 W1327	13-1568 13-1577
							15.00 x 5.00	3753	Stl	W1324	13-1568
									Alum	W1327	13-1577
							16.50 x 5.00	3758	Stl Alum	W1324 W1327	13-1568 13-1577
HF882K	25820	JM207010	Stud	6	8.75	Rotor	15.25 x 1.44	D6194	Stl Alum	W1533R/L W1174R/L	— 13-1145R/L
HF897K	25820	JM207010	Hub	8	275mm	Rotor	15.00 x 1.44	D6176	Stl Alum	W1337 W1245	13-1557 13-1566
Motor Wheel											
88405	3720	HM212011	Stud	10	11.25	Cent	15.00 x 4.00	87945	Stl or Alum	87142/3	13-1617R/L
							15.00 x 5.00	87706	Stl or Alum	87142/3	13-1617R/L
							16.50 x 5.00	87707	Stl or Alum	87142/3	13-1617R/L
88737	552A	6420	Stud	10	11.25	Cent	15.00 x 6.00	90358	Stl or Alum	88108/9	13-1622R/L
							16.50 x 5.00	88739	Stl or Alum	88108/9	13-1622R/L
88813	3720	HM212011	Hub	8	275mm	Cent	15.00 x 4.00	88870	Stl	88808	13-1561
									Alum	88836	13-1562
16.50 x 5.00	88814	Stl	88808	13-1561							
		Alum	88836	13-1562							
89007	3720	HM212011	Stud	10	11.25	Cent	15.00 x 4.00	87945	Stl or Alum	88108/9	13-1622R/L
							15.00 x 5.00	87706	Stl or Alum	88108/9	13-1622R/L
							16.50 x 5.00	87707	Stl or Alum	88108/9	13-1622R/L
89023	45220	HM212011	Stud	10	11.25	Cent	15.00 x 4.00	87945	Stl or Alum	88108/9	13-1622R/L
							16.50 x 5.00	88507	Stl or Alum	88108/9	13-1622R/L
89572	3720	HM212011	Hub	8	275mm	Cent	15.00 x 4.00	88870	Stl or Alum	88799	13-1560
							16.50 x 5.00	88814	Stl or Alum	88799	13-1560

Steering Axle Applications

Catalog 213

Steering Axle Applications

Hub No.	Outer Cup	Inner Cup	Wheel Pilot	No. Studs	Bolt Circle	Drum Type	Brake Size	Drum No.	Wheel Type	OEM Stud No.	Part No.
Motor Wheel <i>Continued</i>											
89639	45220	HM212011	Hub	8	275mm	Cent	15.00 x 4.00	88870	Stl or Alum	88836	13-1562
							15.00 x 5.00	90176	Stl or Alum	88836	13-1562
							16.50 x 5.00	89646	Stl or Alum	88836	13-1562
89802	45220	HM212011	Stud	10	11.25	Cent	15.00 x 3.50	87722	Stl or Alum	88108/9	13-1622R/L
							15.00 x 4.00		Stl or Alum	88108/9	13-1622R/L
89827	3525	39520	Hub	8	275mm	Cent	15.00 x 4.00	88870	Stl	88808	13-1561
89857	45220	HM212011	Hub	8	275mm	Cent	15.00 x 4.00	88870	Stl or alum	88799	13-1560
							15.00 x 5.00	90176	Stl or alum	88799	13-1560
							16.50 x 5.00	89646	Stl or alum	88799	13-1560
89859	45220	HM212011	Hub	10	287.75mm	Cent	15.00 x 4.00	89870	Stl or Alum	90092	13-1730
							15.00 x 5.00	90174	Stl or Alum	90092	13-1730
							16.50 x 5.00	89874	Stl or Alum	90092	13-1730
			Stud	10	11.25	Cent	15.00 x 4.00	89870	Stl or Alum	87142/3	13-1617R/L
							15.00 x 5.00	90174	Stl or Alum	87142/3	13-1617R/L
							16.50 x 5.00	89874	Stl or Alum	87142/3	13-1617R/L
90083	3720	HM212011	Hub	8	275mm	Cent	15.00 x 4.00	88870	Stl or Alum	88799	13-1560
90426	3720	HM212011	Hub	10	287.75mm	Cent	15.00 x 4.00	89870	Stl or Alum	90427	—
			Stud	10	11.25	Cent	15.00 x 4.00	89870	Stl or Alum	90575/6	—
90513	45220	HM212011	Stud	10	11.25	Cent	15.00 x 4.00	87945	Stl or Alum	88108/9	13-1622R/L
90543	45220	HM212011	Hub	8	275mm	Cent	15.00 x 4.00	88870	Stl or Alum	88799	13-1560
90577	3720	HM212011	Hub	8	275mm	Cent	15.00 x 4.00	88870	Stl or Alum	88836	13-1562
							16.50 x 5.00	88814	Stl or Alum	88836	13-1562
90623	3720	HM212011	Hub	8	275mm	Cent	15.00 x 4.00	88870	Stl or Alum	88836	13-1562
							16.50 x 5.00	88814	Stl or Alum	88836	13-1562
90642	3720	HM212011	Hub	8	275mm	Cent	15.00 x 4.00	88870	Stl or Alum	88799	13-1560
90648	3720	HM212011	Hub	8	275mm	Cent	15.00 x 4.00	88870	Stl or Alum	88799	13-1560
Webb											
1510	3525	39520	Stud	10	11.25	Cast	15.00 x 4.00	65542	Stl Alum	159184/3 100164/3	13-1122R/L 13-1140R/L
1521	3720	HM212011	Stud	10	11.25	Cast	15.00 x 4.00	65541	Stl Alum	188108/9 100170/81	13-1622R/L 13-1626R/L
							15.00 x 5.00	65551	Stl Alum	188108/9 100170/81	13-1622R/L 13-1626R/L
							16.50 x 5.00	65651	Stl Alum	188108/9 100170/81	13-1622R/L 13-1626R/L
							16.50 x 6.00	65167	Stl Alum	188108/9 100170/81	13-1622R/L 13-1626R/L
								65169	Stl Alum	188108/9 100170/81	13-1622R/L 13-1626R/L
1523	3720	HM212011	Stud	10	11.25	Cent	15.00 x 4.00	67945	Stl Alum	188108/9 100170/81	13-1622R/L 13-1626R/L
							16.50 x 5.00	67707	Stl Alum	188108/9 100170/81	13-1622R/L 13-1626R/L
1526	3720	HM212011	Stud	10	11.25	Cent	15.00 x 4.00	67945	Stl or Alum	101874/3	13-1660R/L
							16.50 x 5.00	67707	Stl or Alum	101874/3	13-1660R/L
1528	3720	HM212011	Stud	10	11.25	Cast	15.00 x 4.00	65549	Stl or Alum	101874/3	13-1660R/L
1530	552A	6420	Stud	10	11.25	Cast	15.00 x 6.00	65156	Stl or Alum	100170/81	13-1626R/L
							16.50 x 6.00	65166	Stl or Alum	100170/81	13-1626R/L
1539	552A	6420	Stud	10	11.25	Cast	15.00 x 6.00	65157	Stl or Alum	101874/3	13-1660R/L
							16.50 x 6.00	65167	Stl or Alum	101874/3	13-1660R/L
1540	HM212011	HM218210	Stud	10	11.25	Cast	15.00 x 5.00	65551	Stl or Alum	100170/81	13-1626R/L
							15.00 x 6.00	65157	Stl or Alum	100170/81	13-1626R/L
							16.50 x 5.00	65651	Stl or Alum	100170/81	13-1626R/L
							16.50 x 6.00	65167	Stl or Alum	100170/81	13-1626R/L
								65169	Stl or Alum	100170/81	13-1626R/L

Catalog 213

Steering Axle Applications

Steering Axle Applications

Hub No.	Outer Cup	Inner Cup	Wheel Pilot	No. Studs	Bolt Circle	Drum Type	Brake Size	Drum No.	Wheel Type	OEM Stud No.	Part No.
Webb <i>Continued</i>											
1550	25820	JM207010	Stud	6	8.75	Rotor	15.00 x 1.44	54770	Stl or Alum	159190/1	13-1177R/L
2510	3525	39520	Hub	10	285.75mm	Cast	15.00 x 4.00	65545	Stl Alum	101164 101162	13-1570 13-1571
						Cent	15.00 x 4.00	69870	Stl or Alum	101164	13-1570
			Stud	10	11.25	Cast	15.00 x 4.00	65545	Stl Alum	101174/5 101178/9	13-1274R/L 13-1275R/L
						Cent	15.00 x 4.00	69870	Stl or Alum	101172/3	13-1273R/L
2518	3525	39520	Hub	8	275mm	Cast	15.00 x 4.00	65543	Stl Alum	101164 101162	13-1570 13-1571
						Cent	15.00 x 4.00	68872	Stl or Alum	101164	13-1570
2520	3720	HM212011	Hub	10	285.75mm	Cast	15.00 x 4.00	65545	Stl Alum	101164 101162	13-1570 13-1571
							15.00 x 5.00	65153	Stl Alum	101164 101162	13-1570 13-1571
							15.00 x 6.00	61950	Stl Alum	101164 101162	13-1570 13-1571
							16.50 x 5.00	65163	Stl Alum	101164 101162	13-1570 13-1571
							16.50 x 6.00	65179	Stl Alum	101164 101162	13-1570 13-1571
			Stud	10	11.25	Cast	15.00 x 4.00	65545	Stl Alum	101174/5 101178/9	13-1274R/L 13-1275R/L
							15.00 x 5.00	65153	Stl Alum	101174/5 101178/9	13-1274R/L 13-1275R/L
							16.50 x 5.00	65163	Stl Alum	101174/5 101178/9	13-1274R/L 13-1275R/L
							16.50 x 6.00	65179	Stl Alum	101174/5 101178/9	13-1274R/L 13-1275R/L
							15.00 x 4.00	61951	Stl Alum	102033 102290	13-1549 13-1550
2521	3720	HM212011	Hub	10	287.75mm	Cast	15.00 x 4.00	65545	Stl Alum	102033 102290	13-1549 13-1550
							15.00 x 6.00	61950	Stl Alum	102033 102290	13-1549 13-1550
							16.50 x 5.00	65163	Stl Alum	102033 102290	13-1549 13-1550
							16.50 x 6.00	65179	Stl Alum	102033 102290	13-1549 13-1550
							15.00 x 4.00	69870	Stl or Alum	102033	13-1549
							Cent	15.00 x 4.00	69870	Stl or Alum	102033

Steering Axle Applications

Catalog 213

Steering Axle Applications

Hub No.	Outer Cup	Inner Cup	Wheel Pilot	No. Studs	Bolt Circle	Drum Type	Brake Size	Drum No.	Wheel Type	OEM Stud No.	Part No.		
Webb <i>Continued</i>													
2523	3720	HM212011	Hub	10	287.75mm	Cast	15.00 x 4.00	61951	Stl Alum	101164 101162	13-1570 13-1571		
								65545	Stl Alum	101164 101162	13-1570 13-1571		
								15.00 x 6.00	61950	Stl Alum	101164 101162	13-1570 13-1571	
								16.50 x 5.00	65163	Stl Alum	101164 101162	13-1570 13-1571	
								16.50 x 6.00	65179	Stl Alum	101164 101162	13-1570 13-1571	
			Cent			15.00 x 4.00	69870	Stl or Alum	101164	13-1570			
			Stud			10	11.25	Cast	15.00 x 4.00	65545	Stl Alum	101174/5 101178/9	13-1274R/L 13-1275R/L
									16.50 x 5.00	65163	Stl Alum	101174/5 101178/9	13-1274R/L 13-1275R/L
									16.50 x 6.00	65179	Stl Alum	101174/5 101178/9	13-1274R/L 13-1275R/L
									Cent	15.00 x 4.00	69870	Stl or Alum	101172/3
2524	3720	HM212011	Stud	10	11.25	Cast	15.00 x 4.00	65548	Stl Alum	188108/9 100170/81	13-1622R/L 13-1626R/L		
							15.00 x 5.00	65154	Stl Alum	188108/9 100170/81	13-1622R/L 13-1626R/L		
							16.50 x 4.00	65182	Stl Alum	188108/9 100170/81	13-1622R/L 13-1626R/L		
							16.50 x 6.00	65172	Stl Alum	188108/9 100170/81	13-1622R/L 13-1626R/L		
2526	3720	HM212011	Hub	8	275mm	Cast	15.00 x 4.00	65543	Stl Alum	101164 101162	13-1570 13-1571		
							15.00 x 6.00	61958	Stl Alum	101164 101162	13-1570 13-1571		
							16.50 x 5.00	65168	Stl Alum	101164 101162	13-1570 13-1571		
2528	3720	HM212011	Hub	8	275mm	Cast	15.00 x 4.00	65543	Stl Alum	101164 101162	13-1570 13-1571		
							15.00 x 6.00	61958	Stl Alum	101164 101162	13-1570 13-1571		
							16.50 x 5.00	65168	Stl Alum	101164 101162	13-1570 13-1571		
						Cent	15.00 x 4.00	68872	Stl or Alum	101164	13-1570		
							16.50 x 5.00	68872	Stl or Alum	101164	13-1570		

Catalog 213

Steering Axle Applications

Steering Axle Applications

Hub No.	Outer Cup	Inner Cup	Wheel Pilot	No. Studs	Bolt Circle	Drum Type	Brake Size	Drum No.	Wheel Type	OEM Stud No.	Part No.							
Webb <i>Continued</i>																		
2530	552A	6420	Hub	10	287.75mm	Cast	15.00 x 4.00	61951	Stl Alum	101164 101162	13-1570 13-1571							
								15.00 x 6.00	65150	Stl Alum	101164 101162	13-1570 13-1571						
							65155		Stl Alum	101164 101162	13-1570 13-1571							
							65654	Stl Alum	101164 101162	13-1570 13-1571								
							16.50 x 6.00	65162	Stl Alum	101164 101162	13-1570 13-1571							
								65170	Stl Alum	101164 101162	13-1570 13-1571							
			Stud	10	11.25	Cast	15.00 x 6.00	65155	Stl Alum	101174/5 101178/9	13-1274R/L 13-1275R/L							
								65654	Stl Alum	101174/5 101178/9	13-1274R/L 13-1275R/L							
							16.50 x 6.00	65162	Stl Alum	101174/5 101178/9	13-1274R/L 13-1275R/L							
								65170	Stl Alum	101174/5 101178/9	13-1274R/L 13-1275R/L							
							2531	3720	HM212011	Hub	10	335mm	Cast	16.50 x 5.00	66350	Stl Alum	101164 101162	13-1570 13-1571
														16.50 x 6.00	66366	Stl Alum	101164 101162	13-1570 13-1571
2533	552A	6420	Hub	10	335mm	Cast	16.50 x 5.00	66350	Stl Alum	101164 101162	13-1570 13-1571							
							16.50 x 6.00	66366	Stl Alum	101164 101162	13-1570 13-1571							
2536	3720	HM212011	Hub	10	287.75mm	Cast	15.00 x 4.00	65555	Stl Alum	101164 101162	13-1570 13-1571							
							16.50 x 6.00	65183	Stl Alum	101164 101162	13-1570 13-1571							
2540	HM212011	HM218210	Hub	10	287.75mm	Cast	15.00 x 4.00	61951	Stl Alum	101164 101162	13-1570 13-1571							
								15.00 x 6.00	61950	Stl Alum	101164 101162	13-1570 13-1571						
							65155		Stl Alum	101164 101162	13-1570 13-1571							
							65654	Stl Alum	101164 101162	13-1570 13-1571								
							16.50 x 6.00	65162	Stl Alum	101164 101162	13-1570 13-1571							
								65170	Stl Alum	101164 101162	13-1570 13-1571							
			Stud	10	11.25	Cast	15.00 x 6.00	65155	Stl Alum	101174/5 101178/9	13-1274R/L 13-1275R/L							
								65654	Stl Alum	101174/5 101178/9	13-1274R/L 13-1275R/L							
							16.50 x 6.00	65162	Stl Alum	101174/5 101178/9	13-1274R/L 13-1275R/L							
								65170	Stl Alum	101174/5 101178/9	13-1274R/L 13-1275R/L							
							2541	25820	JM207010	Hub	10	287.75mm	Cast	15.00 x 4.00	61527	Stl Alum	101164 101162	13-1570 13-1571
														Stud	10	11.25	Cast	15.00 x 4.00

Steering Axle Applications

Catalog 213

Steering Axle Applications

Hub No.	Outer Cup	Inner Cup	Wheel Pilot	No. Studs	Bolt Circle	Drum Type	Brake Size	Drum No.	Wheel Type	OEM Stud No.	Part No.
Webb <i>Continued</i>											
2543	HM212011	HM218210	Hub	10	335mm	Cast	16.50 x 5.00	66350	Stl Alum	101164 101162	13-1570 13-1571
							16.50 x 6.00	66366	Stl Alum	101164 101162	13-1570 13-1571
2548	25820	JM207010	Hub	8	275mm	Cast	15.00 x 4.00	65543	Stl Alum	101164 101162	13-1570 13-1571
2550	25820	JM207010	Hub	8	275mm	Rotor	15.00 x 1.44	54770	Stl Alum	101166 101191	13-1573 13-1565
2560	3720	HM212011	Hub	10	287.75mm	Rotor	15.00 x 1.44	54771	Stl Alum	101191 101164	13-1565 13-1570
			Stud	10	11.25	Rotor	15.00 x 1.44	54771	Stl Alum	101152/3 101170/1	— 13-1272R/L
2568	3720	HM212011	Hub	8	275mm	Rotor	15.00 x 1.44	54771	Stl Alum	101191 101164	13-1565 13-1570
4520	3720	HM212011	Hub	10	287.75mm	Cast	15.00 x 4.00	65545	Stl Alum	101161 101199	13-1569 13-1574
								61951	Stl Alum	101161 101199	13-1569 13-1574
							15.00 x 5.00	65153	Stl Alum	101161 101199	13-1569 13-1574
							16.50 x 5.00	65163	Stl Alum	101161 101199	13-1569 13-1574
							16.50 x 6.00	65179	Stl Alum	101161 101199	13-1569 13-1574

Catalog 213

Drive Axle Applications

Drive Axle Applications

Hub No.	Outer Cup	Inner Cup	Wheel Pilot	No. Studs	Bolt Circle	Drum Type	Brake Size	Drum No.	Wheel Type	OEM Stud No.	Part No.
Con-Met											
103928	563	572	Hub	10	287.75mm	—	—	—	Stl	102290	13-1550
103929	563	572	Hub	10	287.75mm	—	—	—	Stl	102290	13-1550
103930	563	572	Hub	10	287.75mm	—	—	—	Alum	102292	13-1552
103931	563	572	Hub	10	287.75mm	—	—	—	Alum	102292	13-1552
103934	563	572	Hub	8	275mm	—	—	—	Stl	102290	13-1550
103935	563	572	Hub	8	275mm	—	—	—	Stl	102290	13-1550
103936	563	572	Hub	8	275mm	—	—	—	Alum	102292	13-1552
103937	563	572	Hub	8	275mm	—	—	—	Alum	102292	13-1552
103941	563	572	Stud	10	11.25	—	—	—	Alum	102279	13-1157L
103942	563	572	Stud	10	11.25	—	—	—	Alum	102280	13-1157R
103943	563	572	Stud	10	11.25	—	—	—	Alum	102279	13-1157L
103944	563	572	Stud	10	11.25	—	—	—	Alum	102280	13-1157R
105197	572	592A	Hub	8	275mm	—	—	—	Stl	102290	13-1550
105198	572	592A	Hub	8	275mm	—	—	—	Alum	102292	13-1552
105199	572	592A	Hub	8	275mm	—	—	—	1 Stl/1Alum	102291	13-1551
105200	572	592A	Hub	8	275mm	—	—	—	Stl	102290	13-1550
105201	572	592A	Hub	8	275mm	—	—	—	1 Stl/1Alum	102291	13-1551
105202	572	592A	Hub	8	275mm	—	—	—	Alum	102292	13-1552
105209	572	592A	Hub	8	275mm	—	—	—	Stl	102290	13-1550
105210	572	592A	Hub	8	275mm	—	—	—	1 Stl/1Alum	102291	13-1551
105211	572	592A	Hub	8	275mm	—	—	—	Alum	102292	13-1552
105212	572	592A	Hub	8	275mm	—	—	—	Stl	102290	13-1550
105213	572	592A	Hub	8	275mm	—	—	—	1 Stl/1Alum	102291	13-1551
105214	572	592A	Hub	8	275mm	—	—	—	Alum	102292	13-1552
105216	572	592A	Hub	8	275mm	—	—	—	Stl	102290	13-1550
105217	572	592A	Hub	8	275mm	—	—	—	Alum	102292	13-1552
106584	572	592A	Hub	8	275mm	—	—	—	Stl	102290	13-1550
106585	572	592A	Hub	8	275mm	—	—	—	Alum	102292	13-1552
10001288	572	592A	Hub	8	275mm	—	—	—	Alum	102292	13-1552
10001289	572	592A	Hub	8	275mm	—	—	—	Alum	102292	13-1552
10001290	572	592A	Hub	8	275mm	—	—	—	Stl	102290	13-1550
10001291	572	592A	Hub	8	275mm	—	—	—	Stl	102290	13-1550
10001339	572	592A	Hub	10	287.75mm	—	—	—	Stl	10001329	—
10001340	572	592A	Hub	10	287.75mm	—	—	—	1 Stl/1Alum	10001330	—
10001341	572	592A	Hub	10	287.75mm	—	—	—	Alum	10001331	—
10001342	572	592A	Hub	10	287.75mm	—	—	—	Stl	10001329	—
10001343	572	592A	Hub	10	287.75mm	—	—	—	1 Stl/1Alum	10001330	—
10001344	572	592A	Hub	10	287.75mm	—	—	—	Alum	10001331	—
10001345	572	592A	Stud	10	11.25	—	—	—	Stl	10001332	—
10001346	572	592A	Stud	10	11.25	—	—	—	Stl	10001333	—
10001347	572	592A	Stud	10	11.25	—	—	—	Alum	10001334	—
10001348	572	592A	Stud	10	11.25	—	—	—	Alum	10001335	—
10001349	572	592A	Stud	10	11.25	—	—	—	Stl	10001332	—
10001350	572	592A	Stud	10	11.25	—	—	—	Stl	10001333	—
10001351	572	592A	Stud	10	11.25	—	—	—	Alum	10001334	—
10001352	572	592A	Stud	10	11.25	—	—	—	Alum	10001335	—
10001423	572	592A	Stud	10	11.25	—	—	—	Stl	10001332	—
10001425	572	592A	Stud	10	11.25	—	—	—	Stl	10001333	—
10001426	572	592A	Stud	10	11.25	—	—	—	Alum	10001334	—
10001427	572	592A	Stud	10	11.25	—	—	—	Alum	10001335	—
10001428	572	592A	Stud	10	11.25	—	—	—	Stl	10001332	—
10001429	572	592A	Stud	10	11.25	—	—	—	Stl	10001333	—
10001430	572	592A	Stud	10	11.25	—	—	—	Alum	10001334	—
10001431	572	592A	Stud	10	11.25	—	—	—	Alum	10001335	—
10001440	572	592A	Stud	10	11.25	—	—	—	Stl	10001332	—
10001441	572	592A	Stud	10	11.25	—	—	—	Stl	10001333	—
10001442	572	592A	Stud	10	11.25	—	—	—	Alum	10001334	—

Drive Axle Applications

Catalog 213

Drive Axle Applications

Hub No.	Outer Cup	Inner Cup	Wheel Pilot	No. Studs	Bolt Circle	Drum Type	Brake Size	Drum No.	Wheel Type	OEM Stud No.	Part No.
Con-Met <i>Continued</i>											
10001443	572	592A	Stud	10	11.25	—	—	—	Alum	10001335	—
10001444	572	592A	Stud	10	11.25	—	—	—	Stl	10001332	—
10001445	572	592A	Stud	10	11.25	—	—	—	Stl	10001333	—
10001446	572	592A	Stud	10	11.25	—	—	—	Alum	10001334	—
10001447	572	592A	Stud	10	11.25	—	—	—	Alum	10001335	—
10001464	572	592A	Stud	10	11.25	—	—	—	Stl	10001332	—
10001465	572	592A	Stud	10	11.25	—	—	—	Stl	10001333	—
10001466	572	592A	Stud	10	11.25	—	—	—	Alum	10001334	—
10001467	572	592A	Stud	10	11.25	—	—	—	Alum	10001335	—
10001468	572	592A	Stud	10	11.25	—	—	—	Stl	10001332	—
10001469	572	592A	Stud	10	11.25	—	—	—	Stl	10001333	—
10001470	572	592A	Stud	10	11.25	—	—	—	Alum	10001334	—
10001471	572	592A	Stud	10	11.25	—	—	—	Alum	10001335	—
10001472	572	592A	Hub	10	287.75mm	—	—	—	Stl	10001329	—
10001474	572	592A	Hub	10	287.75mm	—	—	—	Alum	10001331	—
10001479	572	592A	Hub	10	287.75mm	—	—	—	Stl	10001329	—
10001481	572	592A	Hub	10	287.75mm	—	—	—	Alum	10001331	—
10001492	572	592A	Hub	10	287.75mm	—	—	—	Stl	10001329	—
10001494	572	592A	Hub	10	287.75mm	—	—	—	Alum	10001331	—
10001495	572	592A	Hub	10	287.75mm	—	—	—	Stl	10001329	—
10001497	572	592A	Hub	10	287.75mm	—	—	—	Alum	10001331	—
10001510	572	592A	Hub	10	287.75mm	—	—	—	Alum	10001329	—
10001512	572	592A	Hub	10	287.75mm	—	—	—	Alum	10001331	—
10001513	572	592A	Hub	10	287.75mm	—	—	—	Stl	10001329	—
10001515	572	592A	Hub	10	287.75mm	—	—	—	Stl	10001331	—
10001516	572	592A	Stud	10	11.25	—	—	—	Stl	10001332	—
10001517	572	592A	Stud	10	11.25	—	—	—	Stl	10001333	—
10001518	572	592A	Stud	10	11.25	—	—	—	Alum	10001334	—
10001519	572	592A	Stud	10	11.25	—	—	—	Alum	10001335	—
10001522	572	592A	Stud	10	11.25	—	—	—	Stl	10001332	—
10001523	572	592A	Stud	10	11.25	—	—	—	Stl	10001333	—
10001524	572	592A	Stud	10	11.25	—	—	—	Alum	10001334	—
10001525	572	592A	Stud	10	11.25	—	—	—	Alum	10001335	—
10001571	572	592A	Hub	10	287.75mm	—	—	—	Stl	10001329	—
10001572	572	592A	Hub	10	287.75mm	—	—	—	1 Stl/1Alum	10001330	—
10001573	572	592A	Hub	10	287.75mm	—	—	—	Alum	10001331	—
10001574	572	592A	Hub	10	287.75mm	—	—	—	Stl	10001329	—
10001575	572	592A	Hub	10	287.75mm	—	—	—	1 Stl/1Alum	10001330	—
10001576	572	592A	Hub	10	287.75mm	—	—	—	Alum	10001331	—
10001989	572	592A	Hub	8	275mm	—	—	—	Alum	102292	13-1552
10003384	572	592A	Hub	8	275mm	—	—	—	Stl	102290	13-1550
10003386	572	592A	Hub	8	275mm	—	—	—	Alum	102292	13-1552
10003387	572	592A	Hub	8	275mm	—	—	—	Stl	102290	13-1550
10003466	572	592A	Hub	10	287.75mm	—	—	—	Stl	10001399	—
10003467	572	592A	Hub	10	287.75mm	—	—	—	Alum	10001400	—
10003468	572	592A	Hub	10	287.75mm	—	—	—	Stl	10001399	—
10003469	572	592A	Hub	10	287.75mm	—	—	—	Alum	10001400	—
10003470	572	592A	Stud	10	11.25	—	—	—	Stl	10001403	—
10003471	572	592A	Stud	10	11.25	—	—	—	Stl	10001404	—
10003472	572	592A	Stud	10	11.25	—	—	—	Alum	10001401	—
10003473	572	592A	Stud	10	11.25	—	—	—	Alum	10001402	—
10003474	572	592A	Stud	10	11.25	—	—	—	Stl	10001403	—
10003475	572	592A	Stud	10	11.25	—	—	—	Stl	10001404	—
10003476	572	592A	Stud	10	11.25	—	—	—	Alum	10001401	—
10003477	572	592A	Stud	10	11.25	—	—	—	Alum	10001402	—
10005352	572	592A	Hub	10	287.75mm	—	—	—	Stl	10001399	—
10005353	572	592A	Hub	10	287.75mm	—	—	—	Alum	10001400	—

Catalog 213

Drive Axle Applications

Hub No.	Outer Cup	Inner Cup	Wheel Pilot	No. Studs	Bolt Circle	Drum Type	Brake Size	Drum No.	Wheel Type	OEM Stud No.	Part No.
Con-Met <i>Continued</i>											
10005354	572	592A	Hub	10	287.75mm	—	—	—	Stl	10001399	—
10005355	572	592A	Hub	10	287.75mm	—	—	—	Alum	10001400	—
10005356	572	592A	Stud	10	11.25	—	—	—	Stl	10001403	—
10005357	572	592A	Stud	10	11.25	—	—	—	Stl	10001404	—
10005358	572	592A	Stud	10	11.25	—	—	—	Alum	10001401	—
10005359	572	592A	Stud	10	11.25	—	—	—	Alum	10001402	—
10005360	572	592A	Stud	10	11.25	—	—	—	Stl	10001403	—
10005361	572	592A	Stud	10	11.25	—	—	—	Stl	10001404	—
10005362	572	592A	Stud	10	11.25	—	—	—	Alum	10001401	—
10005363	572	592A	Stud	10	11.25	—	—	—	Alum	10001402	—

Dayton Walther

15414	572	592A	Hub	10	335mm	Cast	16.50 x 7.00	123025	Stl Aum	09001989 09001862	13-1587 13-1589
15420	572	592A	Hub	10	335mm	Cast	16.50 x 7.00	123025	Stl Aum	09001989 09001862	13-1587 13-1589
15506	572	592A	Hub	10	285.75mm	Cast	16.50 x 7.00	123365	Stl Aum	09001989 09001862	13-1587 13-1589
			Stud	10	11.25	Cast	16.50 x 7.00	123363 123365	Stl or Alum Stl or Alum	09001991/2 09001991/2	13-1555R/L 13-1555R/L
15509	572	592A	Hub	10	285.75mm	Cast	16.50 x 7.00	123365	Stl Aum	09001989 09001862	13-1587 13-1589
			Stud	10	11.25	Cast	16.50 x 7.00	123363 123365	Stl or Alum Stl or Alum	09001991/2 09001991/2	13-1555R/L 13-1555R/L
15510	572	592A	Hub	10	285.75mm	Cast	16.50 x 7.00	123365	Stl Aum	09001989 09001862	13-1587 13-1589
			Stud	10	11.25	Cast	16.50 x 7.00	123363 123365	Stl or Alum Stl or Alum	09001991/2 09001991/2	13-1555R/L 13-1555R/L
15576	572	592A	Hub	10	285.75mm	Cast	16.50 x 7.00	123207	Stl Aum	09001989 09001862	13-1587 13-1589
			Stud	10	11.25	Cast	16.50 x 7.00	123207	Stl or Alum	09001991/2	13-1555R/L
15582	572	592A	Hub	10	335mm	Cast	16.50 x 7.00	123025	Stl Aum	09001989 09001862	13-1587 13-1589

Gunite

H217K	39520	47620	Stud	10	11.25	Cast	15.00 x 6.00	3154	Stl or Alum	WP680RH/LH	—
							16.50 x 6.00	3242A	Stl or Alum	WP680RH/LH	—
H224K	39520	47620	Stud	6	8.75	Cast	15.00 x 5.00	3151	Stl or Alum	WP680RH/LH	—
							15.00 x 6.00	3155	Stl or Alum	WP680RH/LH	—
							16.50 x 5.00	3152	Stl or Alum	WP680RH/LH	—
H281K	39520	47620	Stud	10	11.25	Cast	15.00 x 6.00	3154	Stl or Alum	W1034R/L	—
							15.00 x 7.00	3603	Stl or Alum	W1034R/L	—
							16.50 x 6.00	3242A	Stl or Alum	W1034R/L	—
							16.50 x 7.00	3618	Stl or Alum	W1034R/L	—
H322K	572	592A	Stud	10	11.25	Cast	16.50 x 7.00	3012A	Stl or Alum	WP535RH/LH	13-1136R/L
						Rotor	15.38 x 1.54	D6059	Stl or Alum	W1051R/L	13-1310R/L
						Rotor	15.38 x 1.75	R3301C	Stl or Alum	W1049R/L	13-1305R/L
H356K	572	592A	Stud	10	11.25	Rotor	15.38 x 1.75	R3206	Stl or Alum	WP535RH/LH	13-1136R/L
						Rotor	15.38 x 1.75	R3206C	Stl or Alum	WP535RH/LH	13-1136R/L
						Rotor	17.18 x 1.75	R3360	Stl or Alum	WP535RH/LH	13-1136R/L
H358K	HM617010	592A	Stud	10	11.25	Rotor	15.38 x 1.75	R3206	Stl or Alum	W1033R/L	13-1137R/L
H359K	563	572	Stud	10	11.25	Rotor	15.38 x 1.75	R3273	Stl or Alum	W1059R/L	13-1127R/L
H361K	39520	47620	Stud	10	11.25	Cast	15.00 x 6.00	3154	Stl or Alum	W1034R/L	—
							15.00 x 7.00	3603	Stl or Alum	W1034R/L	—
							16.50 x 6.00	3242A	Stl or Alum	W1034R/L	—
							16.50 x 7.00	3618	Stl or Alum	W1034R/L	—

Drive Axle Applications

Catalog 213

Drive Axle Applications

Hub No.	Outer Cup	Inner Cup	Wheel Pilot	No. Studs	Bolt Circle	Drum Type	Brake Size	Drum No.	Wheel Type	OEM Stud No.	Part No.
Gunite <i>Continued</i>											
H363K	572	592A	Stud	10	11.25	Rotor	15.38 x 1.75	R3206A	Stl Alum	W985R/L W1029R/L	13-1256R/L 13-1257R/L
						Rotor	17.18 x 1.75	R3360A	Stl Alum	W985R/L W1029R/L	13-1256R/L 13-1257R/L
H394K	572	592A	Stud	10	11.25	Cast	16.50 x 7.00	3699	Stl or Alum	W992R/L	13-1129R/L
H399K	39520	493	Stud	6	8.75	Cast	15.00 x 6.00	3409A	Stl	W1053R/L	13-1128R/L
H403K	572	592A	Stud	10	11.25	Cast	15.00 x 7.00	2954	Stl Alum	W981R/L W1133R/L	13-1128R/L 13-1129R/L
							16.50 x 6.00	3437A	Stl Alum	W981R/L W1133R/L	13-1128R/L 13-1129R/L
							16.50 x 7.00	3141	Stl Alum	W981R/L W1133R/L	13-1128R/L 13-1129R/L
H404K	39520	47620	Stud	10	11.25	Cast	15.00 x 6.00	3154	Stl or Alum	W1034R/L	—
							15.00 x 7.00	3603	Stl or Alum	W1034R/L	—
							16.50 x 6.00	3242A	Stl or Alum	W1034R/L	—
							16.50 x 7.00	3618	Stl or Alum	W1034R/L	—
H408K	39520	47620	Stud	10	11.25	Cast	15.00 x 7.00	2954	Stl Alum	W981R/L W1133R/L	13-1128R/L 13-1129R/L
							16.50 x 7.00	3141	Stl Alum	W981R/L W1133R/L	13-1128R/L 13-1129R/L
HR444K	39520	47620	Stud	10	11.25	Cast	15.00 x 7.00	3408	Stl or Alum	WP535RH/LH	13-1136R/L
							16.50 x 7.00	3012A	Stl or Alum	WP535RH/LH	13-1136R/L
HR447K	572	592A	Stud	10	11.25	Rotor	15.38 x 1.75	R3206A	Stl or Alum	W1051R/L	13-1310R/L
HR466K	39520	47620	Stud	10	11.25	Rotor	15.38 x 1.54	D6052	Stl Alum	W1091R/L W1322R/L	13-1131R/L 13-1133R/L
HR529K	39520	47620	Stud	10	11.25	Rotor	15.00 x 1.44	D6176	Stl Alum	W1174R/L W1322R/L	13-1145R/L 13-1133R/L
HR530K	563	572	Hub	8	275mm	Rotor	15.38 x 1.75	D6076	Stl Alum	W1270 W1160	13-1564 13-1576
HR540K	47620	HM516410	Stud	10	11.25	Rotor	15.38 x 1.75	R3206	Alum	W1073R/L	13-1130R/L
								R3273	Stl	W883R/L	13-1130R/L
HR556K	572	592A	Stud	10	11.25	Cast	15.00 x 7.00	2954	Stl Alum	W981R/L W1133R/L	13-1128R/L 13-1129R/L
							16.50 x 6.00	3437A	Stl Alum	W981R/L W1133R/L	13-1128R/L 13-1129R/L
							16.50 x 7.00	3141	Stl Alum	W981R/L W1133R/L	13-1128R/L 13-1129R/L
HR568K	572	592A	Stud	10	11.25	Rotor	15.00 x 1.44	D6157	Stl or Alum	W1051R/L	13-1310R/L
								D6178	Stl or Alum	W1051R/L	13-1310R/L
								15.38 x 1.54	D6059	Stl or Alum	W1051R/L
HR574K	47620	HM516440	Stud	10	11.25	Cast	16.50 x 7.00	3401	Stl Alum	W981R/L W992R/L	13-1128R/L 13-1129R/L
HR575K	47620	HM516440	Hub	10	287.75mm	Cast	16.50 x 7.00	3401	Stl Alum	W1327 W1160	13-1577 13-1576
HR577K	563	572	Stud	10	11.25	Cast	15.00 x 7.00	3097A	Stl Alum	W981R/L W992R/L	13-1128R/L 13-1129R/L
							16.50 x 7.00	3402	Stl Alum	W981R/L W992R/L	13-1128R/L 13-1129R/L
HR578K	563	572	Hub	10	11.25	Cast	15.00 x 7.00	3097A	Stl Alum	W1327 W1160	13-1577 13-1576
							16.50 x 7.00	3402	Stl Alum	W1327 W1160	13-1577 13-1576
HR595K	39520	47620	Stud	10	287.75mm	Cast	15.00 x 6.00	3154	Stl or Alum	W1034R/L	—
							15.00 x 7.00	3603	Stl or Alum	W1034R/L	—
							16.50 x 6.00	3242A	Stl or Alum	W1034R/L	—
							16.50 x 7.00	3618	Stl or Alum	W1034R/L	—

Catalog 213

Drive Axle Applications

Drive Axle Applications

Hub No.	Outer Cup	Inner Cup	Wheel Pilot	No. Studs	Bolt Circle	Drum Type	Brake Size	Drum No.	Wheel Type	OEM Stud No.	Part No.
Gunite <i>Continued</i>											
HR611K	572	592A	Stud	10	11.25	Cast	15.00 x 8.62	3744	Stl Alum	W981R/L W1133R/L	13-1128R/L 13-1129R/L
								3750	Stl Alum	W981R/L W1133R/L	13-1128R/L 13-1129R/L
								3750B	Stl Alum	W981R/L W1133R/L	13-1128R/L 13-1129R/L
							16.50 x 6.00	3687	Stl Alum	W981R/L W1133R/L	13-1128R/L 13-1129R/L
								16.50 x 7.00	3600A	Stl Alum	W981R/L W1133R/L
							3576		Stl Alum	W981R/L W1133R/L	13-1128R/L 13-1129R/L
							16.50 x 8.00	3782	Stl Alum	W981R/L W1133R/L	13-1128R/L 13-1129R/L
							16.50 x 8.62	3807	Stl Alum	W981R/L W1133R/L	13-1128R/L 13-1129R/L
								3807A	Stl Alum	W981R/L W1133R/L	13-1128R/L 13-1129R/L
							HR623K	572	592A	Stud	10
16.50 x 6.00	3437A	Stl Alum	W981R/L W1133R/L	13-1128R/L 13-1129R/L							
16.50 x 7.00	3141	Stl Alum	W981R/L W1133R/L	13-1128R/L 13-1129R/L							
HR631K	39520	47620	Stud	10	11.25	Rotor	15.00 x 1.44	D6183	Stl or Alum	W1320R/L	—
HR652K	39520	47620	Hub	8	275mm	Cast	16.50 x 7.00	3665	Stl Alum	W1255 W1254	13-1538 —
HR657K	39520	47620	Hub	10	287.75mm	Rotor	15.00 x 1.44	D6176	Stl Alum	W1324 W1327	13-1568 13-1577
HR674K	39520	47620	Stud	10	11.25	Cast	15.00 x 6.00	3154	Stl or Alum	W1034R/L	—
							15.00 x 7.00	3603	Stl or Alum	W1034R/L	—
							16.50 x 6.00	3242A	Stl or Alum	W1034R/L	—
							16.50 x 7.00	3618	Stl or Alum	W1034R/L	—
						Rotor	15.00 x 1.44	D6145	Stl or Alum	W1243R/L	13-1147R/L
HR688K	39520	47620	Hub	10	287.75mm	Rotor	15.00 x 1.44	D6183	Stl Alum	W1324 W1327	13-1568 13-1577
HR690K	3920	33462	Hub	8	275mm	Rotor	15.00 x 1.44	D6176	Stl Alum	W1190 W1255	13-1537 13-1538
HR693K	39520	47620	Hub	8	275mm	Rotor	15.00 x 1.44	D6183	Stl Alum	W1324 W1327	13-1568 13-1577
HR697K	742	772	Hub	10	287.75mm	Cast	16.50 x 7.00	3576	Stl	W1270	13-1564
									Alum	W1211	13-1578

Drive Axle Applications

Catalog 213

Drive Axle Applications

Hub No.	Outer Cup	Inner Cup	Wheel Pilot	No. Studs	Bolt Circle	Drum Type	Brake Size	Drum No.	Wheel Type	OEM Stud No.	Part No.	
Gunite <i>Continued</i>												
HR699K	572	592A	Stud	10	11.25	Cast	15.00 x 8.62	3744	Stl Alum	W1199R/L W1204R/L	13-1259R/L 13-1260R/L	
								3750	Stl Alum	W1199R/L W1204R/L	13-1259R/L 13-1260R/L	
								3750B	Stl Alum	W1199R/L W1204R/L	13-1259R/L 13-1260R/L	
							16.50 x 6.00	3687	Stl Alum	W1199R/L W1204R/L	13-1259R/L 13-1260R/L	
								16.50 x 7.00	3600A	Stl Alum	W1199R/L W1204R/L	13-1259R/L 13-1260R/L
							3576		Stl Alum	W1199R/L W1204R/L	13-1259R/L 13-1260R/L	
							16.50 x 8.00	3782	Stl Alum	W1199R/L W1204R/L	13-1259R/L 13-1260R/L	
							16.50 x 8.62	3807	Stl Alum	W1199R/L W1204R/L	13-1259R/L 13-1260R/L	
								3807A	Stl Alum	W1199R/L W1204R/L	13-1259R/L 13-1260R/L	
							HR717K	742	772	Hub	10	287.75mm
HR726K	563	572	Stud	10	11.25	Cast	15.00 x 7.00	3097A	Stl Alum	W981R/L W992R/L	13-1128R/L 13-1129R/L	
							16.50 x 7.00	3402	Stl Alum	W981R/L W992R/L	13-1128R/L 13-1129R/L	
HR732K	563	572	Hub	10	287.75mm	Cast	15.00 x 7.00	3097A	Stl Alum	W1327 W1160	13-1577 13-1576	
							16.50 x 7.00	3402	Stl Alum	W1327 W1160	13-1577 13-1576	
HR733K	563	572	Hub	8	275mm	Cast	15.00 x 7.00	3097B	Stl Alum	W1327 W1160	13-1577 13-1576	
							16.50 x 7.00	3402A	Stl Alum	W1327 W1160	13-1577 13-1576	
HR734K	47620	HM516440	Stud	10	11.25	Cast	16.50 x 7.00	3401	Stl Alum	W981R/L W992R/L	13-1128R/L 13-1129R/L	
HR735K	47620	HM516440	Hub	10	287.75mm	Cast	16.50 x 7.00	3401	Stl Alum	W1327 W1160	13-1577 13-1576	
HR736K	47620	HM516440	Hub	8	275mm	Cast	16.50 x 7.00	3401A	Stl Alum	W1327 W1160	13-1577 13-1576	
HR761K	572	592A	Hub	10	287.75mm	Cast	15.00 x 8.62	3750B	Stl Alum	W1246 W1270	13-1579 13-1564	
								16.50 x 7.00	3600A	Stl Alum	W1246 W1270	13-1579 13-1564
									3600B	Stl Alum	W1246 W1270	13-1579 13-1564
							3576	Stl Alum	W1246 W1270	13-1579 13-1564		
							16.50 x 8.00	3782	Stl Alum	W1246 W1270	13-1579 13-1564	
							16.50 x 8.62	3807	Stl Alum	W1246 W1270	13-1579 13-1564	
HR762K	39520	47620	Hub	10	287.75mm	Cast	15.00 x 8.62	3750B	Stl Alum	W1327 W1160	13-1577 13-1576	
							16.50 x 7.00	3757	Stl Alum	W1327 W1160	13-1577 13-1576	

Catalog 213

Drive Axle Applications

Drive Axle Applications

Hub No.	Outer Cup	Inner Cup	Wheel Pilot	No. Studs	Bolt Circle	Drum Type	Brake Size	Drum No.	Wheel Type	OEM Stud No.	Part No.	
Gunite <i>Continued</i>												
HR763K	39520	47620	Stud	10	11.25	Cast	16.50 x 7.00	3757	Stl or Alum	W1339R/L	13-1135R/L	
HR764K	39520	47620	Stud	10	11.25	Cast	15.00 x 7.00	3603	Stl or Alum	W1034R/L	—	
							16.50 x 6.00	3242A	Stl or Alum	W1034R/L	—	
							16.50 x 7.00	3618	Stl or Alum	W1034R/L	—	
HR771K	39520	47620	Stud	10	11.25	Rotor	15.00 x 1.44	D6176	Stl Alum	W1174R/L W1322R/L	13-1145R/L 13-1133R/L	
HR774K	39520	47620	Hub	8	275mm	Rotor	15.00 x 1.44	D6176	Stl	W1324	13-1568	
									Alum (22mm)	W1327	13-1577	
									Alum (20mm)	W1190	13-1537	
HR778K	39520	47620	Hub	8	275mm	Rotor	15.00 x 1.44	D6176	Stl Alum	W1324 W1327	13-1568 13-1577	
HR802K	572	592A	Hub	10	287.75mm	Cast	15.00 x 8.62	3744	Stl	W1246	13-1579	
									Alum	W1325	13-1559	
									3750	Stl	W1246	13-1579
								3750B	Alum	W1325	13-1559	
									Stl	W1246	13-1579	
								16.50 x 6.00	Alum	W1325	13-1559	
									3687	Stl	W1246	13-1579
								16.50 x 7.00	3600A	Alum	W1325	13-1559
										Stl	W1246	13-1579
										Alum	W1325	13-1559
3576	Stl	W1246	13-1579									
	Alum	W1325	13-1559									
16.50 x 8.00	3782	Stl	W1246	13-1579								
		Alum	W1325	13-1559								
16.50 x 8.62	3807	Stl	W1246	13-1579								
		Alum	W1325	13-1559								
3807A	Stl	W1246	13-1579									
	Alum	W1325	13-1559									
HR804K	39520	47620	Hub	8	275mm	Rotor	15.00 x 1.44	D6183	Stl Alum	W1324 W1270	13-1568 13-1564	
HR811K	39520	47620	Stud	10	11.25	Cast	15.00 x 8.62	3744	Stl or Alum	W1322R/L	13-1133R/L	
									3750	Stl or Alum	W1322R/L	13-1133R/L
									3750B	Stl or Alum	W1322R/L	13-1133R/L
								16.50 x 7.00	3600A	Stl or Alum	W1322R/L	13-1133R/L
								16.50 x 8.00	3782	Stl or Alum	W1322R/L	13-1133R/L
								16.50 x 8.62	3807A	Stl or Alum	W1322R/L	13-1133R/L
HR812K	39520	47620	Hub	10	287.75mm	Cast	15.00 x 8.62	3744	Stl	W1246	13-1579	
									Alum	W1270	13-1564	
									3750	Stl	W1246	13-1579
								3750B	Alum	W1270	13-1564	
									Stl	W1246	13-1579	
								Alum	W1270	13-1564		
								16.50 x 7.00	3600A	Stl	W1246	13-1579
								Alum	W1270	13-1564		
16.50 x 8.00	3782	Stl	W1246	13-1579								
Alum	W1270	13-1564										
16.50 x 8.62	3807A	Stl	W1246	13-1579								
Alum	W1270	13-1564										
HR813K	39520	47620	Hub	8	275mm	Cast	15.00 x 7.00	2954A	Stl	W1246	13-1579	
								Alum	W1270	13-1564		
							15.00 x 8.62	3744A	Stl	W1246	13-1579	
								Alum	W1270	13-1564		
3750A	Stl	W1246	13-1579									
	Alum	W1270	13-1564									
16.50 x 7.00	3141B	Stl	W1246	13-1579								
		Alum	W1270	13-1564								

Drive Axle Applications

Catalog 213

Drive Axle Applications

Hub No.	Outer Cup	Inner Cup	Wheel Pilot	No. Studs	Bolt Circle	Drum Type	Brake Size	Drum No.	Wheel Type	OEM Stud No.	Part No.							
Gunite <i>Continued</i>																		
HR822K	572	592A	Hub	10	287.75mm	Cast	15.00 x 8.62	3744	Stl Alum	W1246 W1325	13-1579 13-1559							
								3750	Stl Alum	W1246 W1325	13-1579 13-1559							
								3750B	Stl Alum	W1246 W1325	13-1579 13-1559							
							16.50 x 6.00	3687	Stl Alum	W1246 W1325	13-1579 13-1559							
								16.50 x 7.00	3600A	Stl Alum	W1246 W1325	13-1579 13-1559						
							3576		Stl Alum	W1246 W1325	13-1579 13-1559							
							16.50 x 8.00	3782	Stl Alum	W1246 W1325	13-1579 13-1559							
								16.50 x 8.62	3807	Stl Alum	W1246 W1325	13-1579 13-1559						
							3807A		Stl Alum	W1246 W1325	13-1579 13-1559							
							HR823K	572	592A	Stud	10	11.25	Cast	15.00 x 8.62	3750B	Stl or Alum	W1322R/L	13-1133R/L
16.50 x 7.00	3600A	Stl or Alum	W1322R/L	13-1133R/L														
	3600B	Stl or Alum	W1322R/L	13-1133R/L														
	3576	Stl or Alum	W1322R/L	13-1133R/L														
16.50 x 8.00	3782	Stl or Alum	W1322R/L	13-1133R/L														
16.50 x 8.62	3807	Stl or Alum	W1322R/L	13-1133R/L														
HR824K	572	592A	Hub	10	287.75mm	Cast	15.00 x 8.62	3750B	Stl Alum	W1246 W1270	13-1579 13-1564							
								16.50 x 7.00	3600A	Stl Alum	W1246 W1270	13-1579 13-1564						
							3600B		Stl Alum	W1246 W1270	13-1579 13-1564							
							3576		Stl Alum	W1246 W1270	13-1579 13-1564							
							16.50 x 8.00	3782	Stl Alum	W1246 W1270	13-1579 13-1564							
							16.50 x 8.62	3807	Stl Alum	W1246 W1270	13-1579 13-1564							
							HR832K	572	592A	Stud	10	11.25	Cast	15.00 x 8.62	3744	Stl or Alum	W1322R/L	13-1133R/L
															3750	Stl or Alum	W1322R/L	13-1133R/L
															3750B	Stl or Alum	W1322R/L	13-1133R/L
														16.50 x 6.00	3687	Stl or Alum	W1322R/L	13-1133R/L
16.50 x 7.00	3600A	Stl or Alum	W1322R/L	13-1133R/L														
	3576	Stl or Alum	W1322R/L	13-1133R/L														
16.50 x 8.00	3782	Stl or Alum	W1322R/L	13-1133R/L														
16.50 x 8.62	3807	Stl or Alum	W1322R/L	13-1133R/L														
	3807A	Stl or Alum	W1322R/L	13-1133R/L														

Catalog 213

Drive Axle Applications

Drive Axle Applications

Hub No.	Outer Cup	Inner Cup	Wheel Pilot	No. Studs	Bolt Circle	Drum Type	Brake Size	Drum No.	Wheel Type	OEM Stud No.	Part No.
Gunite <i>Continued</i>											
HR840K	572	592A	Hub	10	287.75mm	Cast	15.00 x 8.62	3744	Stl Alum	W1246 W1325	13-1579 13-1559
								3750	Stl Alum	W1246 W1325	13-1579 13-1559
								3750B	Stl Alum	W1246 W1325	13-1579 13-1559
							16.50 x 6.00	3687	Stl Alum	W1246 W1325	13-1579 13-1559
								16.50 x 7.00	3600A	Stl Alum	W1246 W1325
							16.50 x 8.00		3576	Stl Alum	W1246 W1325
								16.50 x 8.62	3782	Stl Alum	W1246 W1325
							16.50 x 8.62		3807	Stl Alum	W1246 W1325
								16.50 x 8.62	3807A	Stl Alum	W1246 W1325
							HR841K		572	592A	Stud
3750	Stl or Alum	W1322R/L	13-1133R/L								
3750B	Stl or Alum	W1322R/L	13-1133R/L								
16.50 x 6.00	3687	Stl or Alum	W1322R/L	13-1133R/L							
	16.50 x 7.00	3600A	Stl or Alum	W1322R/L	13-1133R/L						
16.50 x 8.00		3576	Stl or Alum	W1322R/L	13-1133R/L						
	16.50 x 8.00	3782	Stl or Alum	W1322R/L	13-1133R/L						
16.50 x 8.62		3807	Stl or Alum	W1322R/L	13-1133R/L						
	16.50 x 8.62	3807A	Stl or Alum	W1322R/L	13-1133R/L						
HR842K		742	772	Stud	10	11.25	Cast	16.50 x 7.00	3576	Stl or Alum	W992R/L
HR848K	39520	47620	Hub	10	287.75mm	Rotor	15.00 x 1.44	D6176	Stl Alum	W1324 W1327	13-1568 13-1577
HR849K	572	592A	Stud	10	11.25	Rotor	15.00 x 1.44	D6157	Stl Alum	W1049R/L W1106R/L	13-1305R/L 13-1326R/L
								D6178	Stl Alum	W1049R/L W1106R/L	13-1305R/L 13-1326R/L
HR853K	572	592A	Hub	8	275mm	Cast	15.00 x 7.00	2954A	Stl Alum	W1164 W1160	13-1567 13-1576
								15.00 x 8.62	3744A	Stl Alum	W1164 W1160
							16.50 x 7.00		3750A	Stl Alum	W1164 W1160
								16.50 x 7.00	3141B	Stl Alum	W1164 W1160
							16.50 x 7.00		3401A	Stl Alum	W1164 W1160
								HR855K	3920	33462	Stud
HR858K	572	592A	Stud	10	11.25	Cast	16.50 x 7.00	3600A	Stl or Alum	W1322R/L	13-1133R/L

Drive Axle Applications

Catalog 213

Drive Axle Applications

Hub No.	Outer Cup	Inner Cup	Wheel Pilot	No. Studs	Bolt Circle	Drum Type	Brake Size	Drum No.	Wheel Type	OEM Stud No.	Part No.
Gunite <i>Continued</i>											
HR861K	572	592A	Hub	10	287.75mm	Cast	15.00 x 8.62	3750B	Stl Alum	W1246 W1270	13-1579 13-1564
							16.50 x 7.00	3600A	Stl Alum	W1246 W1270	13-1579 13-1564
								3600B	Stl Alum	W1246 W1270	13-1579 13-1564
								3576	Stl Alum	W1246 W1270	13-1579 13-1564
							16.50 x 8.00	3782	Stl Alum	W1246 W1270	13-1579 13-1564
							16.50 x 8.62	3807	Stl Alum	W1246 W1270	13-1579 13-1564
HR865K	572	592A	Stud	10	11.25	Cast	15.00 x 8.62	3750B	Stl or Alum	W1322R/L	13-1133R/L
							16.50 x 7.00	3600A	Stl or Alum	W1322R/L	13-1133R/L
								3600B	Stl or Alum	W1322R/L	13-1133R/L
								3576	Stl or Alum	W1322R/L	13-1133R/L
							16.50 x 8.00	3782	Stl or Alum	W1322R/L	13-1133R/L
16.50 x 8.62	3807	Stl or Alum	W1322R/L	13-1133R/L							
HR866K	572	592A	Hub	10	287.75mm	Cast	15.00 x 8.62	3750B	Stl Alum	W1246 W1270	13-1579 13-1564
							16.50 x 7.00	3600A	Stl Alum	W1246 W1270	13-1579 13-1564
								3600B	Stl Alum	W1246 W1270	13-1579 13-1564
								3576	Stl Alum	W1246 W1270	13-1579 13-1564
							16.50 x 8.00	3782	Stl Alum	W1246 W1270	13-1579 13-1564
							16.50 x 8.62	3807	Stl Alum	W1246 W1270	13-1579 13-1564
HR867K	3920	33462	Hub	8	275mm	Rotor	15.00 x 1.44	D6176	Stl Alum	W1324 W1327	13-1568 13-1577
HR868K	3920	33462	Hub	10	287.75mm	Rotor	15.00 x 1.44	D6176	Stl Alum	W1324 W1327	13-1568 13-1577
HR869K	3920	33462	Stud	10	11.25	Rotor	15.00 x 1.44	D6176	Stl Alum	W1174R/L W1322R/L	13-1145R/L 13-1133R/L
HR870K	39520	47620	Stud	10	11.25	Rotor	15.00 x 1.44	D6176	Stl Alum	W1174R/L W1322R/L	13-1145R/L 13-1133R/L
HR871K	39520	47620	Hub	8	275mm	Rotor	15.00 x 1.44	D6176	Stl Alum	W1324 W1327	13-1568 13-1577
HR873A1	NP975161	NP107783	Hub	10	287.75mm	Cast	15.00 x 8.62	3744	Stl	W1164	13-1567
								3750	Stl	W1164	13-1567
								3750B	Stl	W1164	13-1567
							16.50 x 6.00	3687	Stl	W1164	13-1567
								16.50 x 7.00	3600A	Stl	W1164
							3576		Stl	W1164	13-1567
							16.50 x 8.00	3782	Stl	W1164	13-1567
16.50 x 8.62	3807	Stl	W1164	13-1567							
3807A	Stl	W1164	13-1567								
HR873A2	NP975161	NP107783	Hub	10	287.75mm	Cast	15.00 x 8.62	3744	Alum	W1325	13-1559
								3750	Alum	W1325	13-1559
								3750B	Alum	W1325	13-1559
							16.50 x 6.00	3687	Alum	W1325	13-1559
								16.50 x 7.00	3600A	Alum	W1325
							3576		Alum	W1325	13-1559
							16.50 x 8.00	3782	Alum	W1325	13-1559
							16.50 x 8.62	3807	Alum	W1325	13-1559
3807A	Alum	W1325	13-1559								

Catalog 213

Drive Axle Applications

Drive Axle Applications

Hub No.	Outer Cup	Inner Cup	Wheel Pilot	No. Studs	Bolt Circle	Drum Type	Brake Size	Drum No.	Wheel Type	OEM Stud No.	Part No.
Gunite <i>Continued</i>											
HR892K	JLM506810	39520	Stud	6	8.75	Rotor	15.00 x 1.44	D6194	Stl	W1174R/L	13-1145R/L
HR893K	JLM506810	39520	Stud	6	8.75	Rotor	15.00 x 1.44	D6194	Stl	W1174R/L	13-1145R/L
HR895A1	NP975161	NP107783	Hub	10	287.75mm	Cast	15.00 x 8.62	3750B	Stl	W1164	13-1567
							16.50 x 7.00	3600A	Stl	W1164	13-1567
								3600B	Stl	W1164	13-1567
								3576	Stl	W1164	13-1567
							16.50 x 8.00	3782	Stl	W1164	13-1567
16.50 x 8.62	3807	Stl	W1164	13-1567							
HR895A2	NP975161	NP107783	Hub	10	287.75mm	Cast	15.00 x 8.62	3750B	Alum	W1325	13-1559
							16.50 x 7.00	3600A	Alum	W1325	13-1559
								3600B	Alum	W1325	13-1559
								3576	Alum	W1325	13-1559
							16.50 x 8.00	3782	Alum	W1325	13-1559
16.50 x 8.62	3807	Alum	W1325	13-1559							
HR916K	3920	33462	Stud	6	8.75	Rotor	15.00 x 1.44	D6176	Stl	W1174R/L	13-1145R/L
									Alum	W1322R/L	13-1133R/L
HR917K	JLM506810	39520	Hub	8	222.25mm	Rotor	15.00 x 1.44	D6194	Stl	W1534	—
HR922K	572	592A	Stud	10	11.25	Cast	15.00 x 8.62	3744	Stl or Alum	W1322R/L	13-1133R/L
							16.50 x 6.00	3750	Stl or Alum	W1322R/L	13-1133R/L
								3750B	Stl or Alum	W1322R/L	13-1133R/L
								3687	Stl or Alum	W1322R/L	13-1133R/L
							16.50 x 7.00	3600A	Stl or Alum	W1322R/L	13-1133R/L
								3576	Stl or Alum	W1322R/L	13-1133R/L
							16.50 x 8.00	3782	Stl or Alum	W1322R/L	13-1133R/L
							16.50 x 8.62	3807	Stl or Alum	W1322R/L	13-1133R/L
3807A	Stl or Alum	W1322R/L	13-1133R/L								
HR956K	572	592A	Hub	10	287.75mm	Cast	15.00 x 8.62	3744	Stl	W1246	13-1579
								Alum	W1325	13-1559	
									3750	Stl	W1246
							Alum	W1325	13-1559		
								3750B	Stl	W1246	13-1579
							Alum	W1325	13-1559		
								16.50 x 6.00	3687	Stl	W1246
							Alum		W1325	13-1559	
								16.50 x 7.00	3600A	Stl	W1246
							Alum		W1325	13-1559	
								3576	Stl	W1246	13-1579
							Alum		W1325	13-1559	
16.50 x 8.00	3782	Stl	W1246	13-1579							
	Alum	W1325	13-1559								
16.50 x 8.62		3807	Stl	W1246	13-1579						
	Alum	W1325	13-1559								
3807A		Stl	W1246	13-1579							
	Alum	W1325	13-1559								

Motor Wheel

87385	572	592A	Stud	10	11.25	Cent	16.50 x 7.00	87101	Stl or Alum	86797/8	13-1234R/L
87386	572	592A	Stud	10	11.25	Cent	15.00 x 7.00	87128	Stl or Alum	86797/8	13-1234R/L
							16.50 x 7.00	87101	Stl or Alum	86797/8	13-1234R/L
88462	563	572	Stud	10	11.25	Cent	16.50 x 7.00	87295	Stl or Alum	86797/8	13-1234R/L
88483	47620	HM516410	Stud	10	11.25	Cent	16.50 x 7.00	87156	Stl or Alum	86797/8	13-1234R/L
88526	39520	47620	Stud	10	11.25	Cent	15.00 x 7.00	87128	Stl or Alum	86797/8	13-1234R/L
							16.50 x 7.00	87101	Stl or Alum	86797/8	13-1234R/L
88796	572	592A	Hub	8	275mm	Cent	16.50 x 7.00	88797	Stl	88799	13-1560

Drive Axle Applications

Catalog 213

Drive Axle Applications

Hub No.	Outer Cup	Inner Cup	Wheel Pilot	No. Studs	Bolt Circle	Drum Type	Brake Size	Drum No.	Wheel Type	OEM Stud No.	Part No.
Motor Wheel <i>Continued</i>											
89126	572	592A	Stud	10	11.25	Cent	15.00 x 7.00	87128	Stl or Alum	86797/8	13-1234R/L
							16.50 x 7.00	87101	Stl or Alum	86797/8	13-1234R/L
							16.50 x 8.62	89467	Stl or Alum	86797/8	13-1234R/L
89650	563	572	Hub	8	275mm	Cent	15.00 x 7.00	90171	Stl	88799	13-1560
							16.50 x 7.00	89651	Stl	88799	13-1560
89772	572	592A	Hub	8	275mm	Cent	16.50 x 7.00	88797	Stl or Alum	89774	13-1592
89860	563	572	Hub	8	275mm	Cent	15.00 x 7.00	90171	Stl or Alum	89620	13-1563
							16.50 x 7.00	89651	Stl or Alum	89620	13-1563
89862	563	572	Hub	10	287.75mm	Cent	15.00 x 7.00	90172	Stl or Alum	89620	13-1563
							16.50 x 7.00	89877	Stl Alum	88799 89620	13-1560 13-1563
			Stud	10	11.25	Cent	15.00 x 7.00	90172	Stl or Alum	86797/8	13-1234R/L
							16.50 x 7.00	89877	Stl or Alum	86797/8	13-1234R/L
90047	572	592A	Stud	10	11.25	Cent	16.50 x 7.00	87101	Stl or Alum	86797/8	13-1234R/L
90085	572	592A	Hub	8	275mm	Cent	16.50 x 7.00	88797	Stl or Alum	89774	13-1592
90214	572	592A	Hub	10	287.75mm	Cent	15.00 x 7.00	90148	Stl or Alum	89774	13-1592
							16.50 x 7.00	89996	Stl or Alum	89774	13-1592
			Stud	10	11.25	Cent	15.00 x 7.00	90148	Stl or Alum	90441/2	—
16.50 x 7.00	89996	Stl or Alum					90441/2	—			
90248	572	592A	Stud	10	11.25	Cent	15.00 x 7.00	87128	Stl or Alum	86797/8	13-1234R/L
							16.50 x 7.00	87101	Stl or Alum	86797/8	13-1234R/L
90316	572	592A	Hub	10	287.75mm	Cent	15.00 x 7.00	90148	Stl or Alum	88799	13-1560
							16.50 x 7.00	89996	Stl or Alum	88799	13-1560
							16.50 x 8.62	90434	Stl or Alum	88799	13-1560
			Stud	10	11.25	Cent	15.00 x 7.00	90148	Stl or Alum	90114/5	13-1558R/L
							16.50 x 7.00	89996	Stl or Alum	90114/5	13-1558R/L
16.50 x 8.62	90434	Stl or Alum	90114/5	13-1558R/L							
90323	572	592A	Hub	8	275mm	Cent	16.50 x 7.00	88797	Stl or Alum	89620	13-1563
90361	572	592A	Hub	8	275mm	Cent	16.50 x 7.00	88797	Stl or Alum	89774	13-1592
90479	572	592A	Hub	10	287.75mm	Cent	16.50 x 7.00	89996	Stl or Alum	89774	13-1592
90514	563	572	Stud	10	11.25	Cent	16.50 x 7.00	87295	Stl or Alum	86797/8	13-1234R/L
90544	563	572	Hub	8	275mm	Cent	16.50 x 7.00	89651	Stl or Alum	89620	13-1563
90627	572	592A	Hub	8	275mm	Cent	16.50 x 7.00	88797	Stl	88799	13-1560
90645	572	592A	Hub	8	275mm	Cent	16.50 x 7.00	88797	Stl or Alum	89774	13-1592
Webb											
1605	JLM506810	39520	Stud	6	8.75	Rotor	15.00 x 1.44	54770	Stl or Alum	159190/1	13-1177R/L
1609	3920	33462	Stud	6	8.75	Rotor	15.00 x 1.44	54770	Stl or Alum	159190/1	13-1177R/L
1610	39520	47620	Stud	10	11.25	Cast	15.00 x 7.00	61571	Stl	101172/3	13-1273R/L
									Alum	101174/5	13-1274R/L
									16.50 x 7.00	66853	Stl
							Alum	101174/5	13-1274R/L		
							16.50 x 8.62	64041	Stl	101172/3	13-1273R/L
									Alum	101174/5	13-1274R/L
Cent	15.00 x 7.00	67128	Stl	101170/1	13-1272R/L						
			Alum	101172/3	13-1273R/L						
16.50 x 7.00	67101	Stl	101170/1	13-1272R/L							
		Alum	101172/3	13-1273R/L							

Catalog 213

Drive Axle Applications

Drive Axle Applications

Hub No.	Outer Cup	Inner Cup	Wheel Pilot	No. Studs	Bolt Circle	Drum Type	Brake Size	Drum No.	Wheel Type	OEM Stud No.	Part No.	
Webb <i>Continued</i>												
1622	572	592A	Stud	10	11.25	Cast	15.00 x 7.00	61574	Stl Alum	159184/3 100164/3	13-1122R/L 13-1140R/L	
								66828	Stl Alum	159184/3 100164/3	13-1122R/L 13-1140R/L	
									66852	Stl Alum	159184/3 100164/3	13-1122R/L 13-1140R/L
									66883	Stl Alum	159184/3 100164/3	13-1122R/L 13-1140R/L
							66892	Stl Alum	159184/3 100164/3	13-1122R/L 13-1140R/L		
								16.50 x 8.62	66811	Stl Alum	159184/3 100164/3	13-1122R/L 13-1140R/L
							16.50 x 10.00		66812	Stl Alum	159184/3 100164/3	13-1122R/L 13-1140R/L
1623	572	592A	Stud	10	11.25	Cast	15.00 x 7.00	61571	Stl or Alum	159184/3	13-1122R/L	
							16.50 x 7.00	66853	Stl or Alum	159184/3	13-1122R/L	
								66893	Stl or Alum	159184/3	13-1122R/L	
						16.50 x 8.62	64041	Stl or Alum	159184/3	13-1122R/L		
						Cent	15.00 x 7.00	67128	Stl or Alum	198510/21	13-1144R/L	
16.50 x 7.00	67101	Stl or Alum	198510/21	13-1144R/L								
1699	572	592A	Stud	10	11.25	Cast	15.00 x 7.00	61571	Stl or Alum	102280/79	13-1157R/L	
							16.50 x 7.00	66853	Stl or Alum	102280/79	13-1157R/L	
								66893	Stl or Alum	102280/79	13-1157R/L	
						16.50 x 8.62	64041	Stl or Alum	102280/79	13-1157R/L		
						Cent	15.00 x 7.00	67128	Stl Alum	102278/7 102280/79	13-1156R/L 13-1157R/L	
16.50 x 7.00	67101	Stl Alum	102278/7 102280/79	13-1156R/L 13-1157R/L								
2605	JLM506810	39520	Hub	8	275mm	Rotor	15.00 x 1.44	54770	Stl 1Stl/1Alum Alum	101164 101161 101160	13-1570 13-1569 13-1572	
2606	39520	33462	Hub	8	275mm	Rotor	15.00 x 1.44	54770	Stl 1Stl/1Alum Alum	101162 101161 101160	13-1571 13-1569 13-1572	
2608	3920	33462	Hub	8	275mm	Cast	15.00 x 6.00	66830	Stl Alum	101162 101160	13-1571 13-1572	
							15.00 x 8.52	61989	Stl Alum	101162 101160	13-1571 13-1572	
2609	3920	33462	Hub	8	275mm	Rotor	15.00 x 1.44	54770	Stl 1Stl/1Alum Alum	101162 101161 101160	13-1571 13-1569 13-1572	
2610	3920	33462	Hub	10	287.75mm	Cast	15.00 x 6.00	61510	Stl Alum	101162 101160	13-1571 13-1572	

Drive Axle Applications

Catalog 213

Drive Axle Applications

Hub No.	Outer Cup	Inner Cup	Wheel Pilot	No. Studs	Bolt Circle	Drum Type	Brake Size	Drum No.	Wheel Type	OEM Stud No.	Part No.				
Webb <i>Continued</i>															
2614	39520	47620	Hub	10	287.75mm	Cast	15.00 x 7.00	61577	Stl 1Stl/1Alum Alum	101162 101160 101160	13-1571 13-1572 13-1572				
								15.00 x 8.62	61988	Stl 1Stl/1Alum Alum	101162 101160 101160	13-1571 13-1572 13-1572			
									61991	Stl 1Stl/1Alum Alum	101162 101160 101160	13-1571 13-1572 13-1572			
							16.50 x 7.00	66864	Stl 1Stl/1Alum Alum	101162 101160 101160	13-1571 13-1572 13-1572				
								66874	Stl 1Stl/1Alum Alum	101162 101160 101160	13-1571 13-1572 13-1572				
									66884	Stl 1Stl/1Alum Alum	101162 101160 101160	13-1571 13-1572 13-1572			
							16.50 x 8.00	66800	Stl 1Stl/1Alum Alum	101162 101160 101160	13-1571 13-1572 13-1572				
									16.50 x 8.62	66854	Stl 1Stl/1Alum Alum	101162 101160 101160	13-1571 13-1572 13-1572		
							Cent	16.50 x 7.00			69996	Stl 1Stl/1Alum Alum	101164 101162 101161	13-1570 13-1571 13-1569	
									16.50 x 8.62	67486		Stl 1Stl/1Alum Alum	101164 101162 101161	13-1570 13-1571 13-1569	
							Stud	10			11.25	Cast	15.00 x 7.00	61577	Stl Alum
									15.00 x 8.62	61988				Stl Alum	101172/3 101174/5
						16.50 x 7.00				66864				Stl Alum	101172/3 101174/5
									66874	Stl Alum			101172/3 101174/5	13-1273R/L 13-1274R/L	
										66884			Stl Alum	101172/3 101174/5	13-1273R/L 13-1274R/L
						16.50 x 8.00			66800	Stl Alum			101172/3 101174/5	13-1273R/L 13-1274R/L	
										16.50 x 8.62		66854	Stl Alum	101172/3 101174/5	13-1273R/L 13-1274R/L
						Cent			16.50 x 7.00				69996	Stl Alum	101170/1 101172/3
16.50 x 8.62	67486	Stl Alum	101170/1 101172/3	13-1272R/L 13-1273R/L											
		2616	39520	47620	Hub	8			275mm	Rotor		15.00 x 1.44	54771	Stl Alum	101164 101162
2617	39520	47620	Hub	10	287.75mm	Rotor			15.00 x 1.44	54771		Stl 1Stl/1Alum Alum	101162 101161 101160	13-1571 13-1569 13-1572	
												Stud	10	11.25	Rotor

Catalog 213

Drive Axle Applications

Drive Axle Applications

Hub No.	Outer Cup	Inner Cup	Wheel Pilot	No. Studs	Bolt Circle	Drum Type	Brake Size	Drum No.	Wheel Type	OEM Stud No.	Part No.
Webb <i>Continued</i>											
2618	39520	47620	Hub	8	275mm	Cast	15.00 x 7.00	61576	Stl 1Stl/1Alum Alum	101162 101160 101160	13-1571 13-1572 13-1572
							15.00 x 8.62	61989	Stl 1Stl/1Alum Alum	101162 101160 101160	13-1571 13-1572 13-1572
							16.50 x 7.00	66875	Stl 1Stl/1Alum Alum	101162 101160 101160	13-1571 13-1572 13-1572
						Cent	16.50 x 7.00	68797	Stl 1Stl/1Alum Alum	101162 101162 101161	13-1571 13-1571 13-1569
2629	572	592A	Hub	8	275mm	Cast	15.00 x 7.00	61576	Stl 1Stl/1Alum Alum	101151 101150 101150	13-1590 13-1591 13-1591
							16.50 x 7.00	66875	Stl 1Stl/1Alum Alum	101151 101150 101150	13-1590 13-1591 13-1591
						Cent	16.50 x 7.00	68797	Stl 1Stl/1Alum Alum	101151 101150 101150	13-1590 13-1591 13-1591
2633	572	592A	Hub	10	335mm	Cast	16.50 x 7.00	66250	Stl 1Stl/1Alum Alum	101162 101160 101160	13-1571 13-1572 13-1572
							16.50 x 8.62	64053	Stl 1Stl/1Alum Alum	101162 101160 101160	13-1571 13-1572 13-1572
								66258	Stl 1Stl/1Alum Alum	101162 101160 101160	13-1571 13-1572 13-1572
2635	572	592A	Hub	10	335mm	Cast	16.50 x 7.00	66250	Stl 1Stl/1Alum Alum	101162 101160 101160	13-1571 13-1572 13-1572
							16.50 x 8.62	64053	Stl 1Stl/1Alum Alum	101162 101160 101160	13-1571 13-1572 13-1572
								66258	Stl 1Stl/1Alum Alum	101162 101160 101160	13-1571 13-1572 13-1572
2636	572	592A	Hub	10	335mm	Cast	16.50 x 7.00	66250	Stl 1Stl/1Alum Alum	101162 101160 101160	13-1571 13-1572 13-1572
							16.50 x 8.62	64053	Stl 1Stl/1Alum Alum	101162 101160 101160	13-1571 13-1572 13-1572
								66258	Stl 1Stl/1Alum Alum	101162 101160 101160	13-1571 13-1572 13-1572

Drive Axle Applications

Catalog 213

Drive Axle Applications

Hub No.	Outer Cup	Inner Cup	Wheel Pilot	No. Studs	Bolt Circle	Drum Type	Brake Size	Drum No.	Wheel Type	OEM Stud No.	Part No.	
Webb <i>Continued</i>												
2643	572	592A	Hub	10	287.75mm	Cast	15.00 x 7.00	61577	Stl 1Stl/1Alum Alum	101199 101198 101198	13-1574 13-1575 13-1575	
								15.00 x 8.62	61988	Stl 1Stl/1Alum Alum	101199 101198 101198	13-1574 13-1575 13-1575
									61991	Stl 1Stl/1Alum Alum	101199 101198 101198	13-1574 13-1575 13-1575
							16.50 x 7.00	66661	Stl 1Stl/1Alum Alum	101199 101198 101198	13-1574 13-1575 13-1575	
								66864	Stl 1Stl/1Alum Alum	101199 101198 101198	13-1574 13-1575 13-1575	
								66884	Stl 1Stl/1Alum Alum	101199 101198 101198	13-1574 13-1575 13-1575	
							16.50 x 8.00	66800	Stl 1Stl/1Alum Alum	101199 101198 101198	13-1574 13-1575 13-1575	
								16.50 x 8.62	66824	Stl 1Stl/1Alum Alum	101161 101160 N/A	13-1569 13-1570 —
							66854		Stl 1Stl/1Alum Alum	101199 101198 101198	13-1574 13-1575 13-1575	
							16.50 x 10.00	66871	Stl 1Stl/1Alum Alum	101199 101198 101198	13-1574 13-1575 13-1575	
							Cent	16.50 x 7.00	69996	Stl 1Stl/1Alum Alum	101164 101162 101161	13-1570 13-1571 13-1569
								16.50 x 8.62	67486	Stl 1Stl/1Alum Alum	101164 101162 101161	13-1570 13-1571 13-1569
			Stud	10	11.25	Cast	15.00 x 7.00	61577	Stl Alum	101172/3 101174/5	13-1273R/L 13-1274R/L	
								15.00 x 8.62	61988	Alum Stl	101174/5 101172/3	13-1274R/L 13-1273R/L
									16.50 x 7.00	66661	Stl Alum	101172/3 101174/5
							66864	Stl Alum		101172/3 101174/5	13-1273R/L 13-1274R/L	
							66884	Stl Alum		101172/3 101174/5	13-1273R/L 13-1274R/L	
							16.50 x 8.00	66800	Stl Alum	101172/3 101174/5	13-1273R/L 13-1274R/L	
							16.50 x 8.62	66824	Stl or Alum	101178/9	13-1275R/L	
								66854	Stl Alum	101172/3 101174/5	13-1273R/L 13-1274R/L	
							16.50 x 10.00	66871	Stl Alum	101172/3 101174/5	13-1273R/L 13-1274R/L	
							18.00 x 7.00	66665	Stl Alum	101172/3 101174/5	13-1273R/L 13-1274R/L	
							Cent	16.50 x 7.00	69996	Stl Alum	101172/3 101174/5	13-1273R/L 13-1274R/L
								16.50 x 8.62	67486	Stl Alum	101172/3 101174/5	13-1273R/L 13-1274R/L

Catalog 213

Drive Axle Applications

Drive Axle Applications

Hub No.	Outer Cup	Inner Cup	Wheel Pilot	No. Studs	Bolt Circle	Drum Type	Brake Size	Drum No.	Wheel Type	OEM Stud No.	Part No.				
Webb <i>Continued</i>															
2648	572	592A	Hub	8	275mm	Cast	15.00 x 7.00	61576	Stl 1Stl/1Alum Alum	101162 101160 101160	13-1571 13-1572 13-1572				
							15.00 x 8.62	61989	Stl 1Stl/1Alum Alum	101162 101160 101160	13-1571 13-1572 13-1572				
								61999	Stl 1Stl/1Alum Alum	101162 101160 101160	13-1571 13-1572 13-1572				
							16.50 x 7.00	66875	Stl 1Stl/1Alum Alum	101162 101160 101160	13-1571 13-1572 13-1572				
						Cent	16.50 x 7.00	68797	Stl 1Stl/1Alum Alum	101162 101162 101161	13-1571 13-1571 13-1569				
2652	572	592A	Hub	10	287.75mm	Cast	15.00 x 8.62	61988	Stl 1Stl/1Alum Alum	101162 101160 101160	13-1571 13-1572 13-1572				
								61991	Stl 1Stl/1Alum Alum	101162 101160 101160	13-1571 13-1572 13-1572				
								16.50 x 7.00	66661	Stl 1Stl/1Alum Alum	101162 101160 101160	13-1571 13-1572 13-1572			
							66826		Stl 1Stl/1Alum Alum	101162 101160 101160	13-1571 13-1572 13-1572				
							66867		Stl 1Stl/1Alum Alum	101162 101160 101160	13-1571 13-1572 13-1572				
							16.50 x 8.00	64045	Stl 1Stl/1Alum Alum	101162 101160 101160	13-1571 13-1572 13-1572				
							16.50 x 8.62	66827	Stl 1Stl/1Alum Alum	101161 101160 N/A	13-1569 13-1572 —				
								66854	Stl 1Stl/1Alum Alum	101162 101160 101160	13-1571 13-1572 13-1572				
								16.50 x 10.00	66871	Stl 1Stl/1Alum Alum	101162 101160 101160	13-1571 13-1572 13-1572			
							Cent	16.50 x 8.62	67486	Stl 1Stl/1Alum Alum	101162 101160 101160	13-1571 13-1572 13-1572			
							Stud	10	11.25	Cast	16.50 x 7.00	66661	Stl Alum	101172/3 101174/5	13-1273R/L 13-1274R/L
												66826	Stl Alum	101172/3 101174/5	13-1273R/L 13-1274R/L
												66867	Stl Alum	101172/3 101174/5	13-1273R/L 13-1274R/L
												16.50 x 8.00	64045	Stl Alum	101172/3 101174/5
			16.50 x 8.62			66827						Stl or Alum	101178/9	13-1275R/L	
66854	Stl Alum	101172/3 101174/5		13-1273R/L 13-1274R/L											
16.50 x 10.00	66871	Stl Alum	101172/3 101174/5	13-1273R/L 13-1274R/L											

Drive Axle Applications

Catalog 213

Drive Axle Applications

Hub No.	Outer Cup	Inner Cup	Wheel Pilot	No. Studs	Bolt Circle	Drum Type	Brake Size	Drum No.	Wheel Type	OEM Stud No.	Part No.							
Webb <i>Continued</i>																		
2653	572	592A	Hub	10	287.75mm	Cast	15.00 x 8.62	61988	Stl 1Stl/1Alum Alum	101162 101160 101160	13-1571 13-1572 13-1572							
								61991	Stl 1Stl/1Alum Alum	101162 101160 101160	13-1571 13-1572 13-1572							
								16.50 x 7.00	66661	Stl 1Stl/1Alum Alum	101162 101160 101160	13-1571 13-1572 13-1572						
									66864	Stl 1Stl/1Alum Alum	101162 101160 101160	13-1571 13-1572 13-1572						
									66884	Stl 1Stl/1Alum Alum	101162 101160 101160	13-1571 13-1572 13-1572						
								16.50 x 8.00	66800	Stl 1Stl/1Alum Alum	101162 101160 101160	13-1571 13-1572 13-1572						
							16.50 x 8.62	66824	Stl 1Stl/1Alum Alum	101161 101160 N/A	13-1569 13-1572 —							
								66854	Stl 1Stl/1Alum Alum	101162 101160 101160	13-1571 13-1572 13-1572							
							16.50 x 10.00	66871	Stl 1Stl/1Alum Alum	101162 101160 101160	13-1571 13-1572 13-1572							
							18.00 x 7.00	66665	Stl 1Stl/1Alum Alum	101162 101160 101160	13-1571 13-1572 13-1572							
							Cent	16.50 x 7.00	69996	Stl 1Stl/1Alum Alum	101162 101161 101160	13-1571 13-1569 13-1572						
							Cent	16.50 x 8.62	67486	Stl 1Stl/1Alum Alum	101162 101161 101160	13-1571 13-1569 13-1572						
							Stud	10	11.25	Cast	10	11.25	Cast	15.00 x 7.00	61577	Stl Alum	101172/3 101174/5	13-1273R/L 13-1274R/L
															61988	Stl Alum	101172/3 101174/5	13-1273R/L 13-1274R/L
															16.50 x 7.00	66661	Stl Alum	101172/3 101174/5
														66864		Stl Alum	101172/3 101174/5	13-1273R/L 13-1274R/L
														66884		Stl Alum	101172/3 101174/5	13-1273R/L 13-1274R/L
														16.50 x 8.00	66800	Stl Alum	101172/3 101174/5	13-1273R/L 13-1274R/L
			16.50 x 8.62	66824	Stl or Alum	101174/5								13-1274R/L				
				66854	Stl Alum	101172/3 101174/5								13-1273R/L 13-1274R/L				
16.50 x 10.00	66871	Stl Alum	101172/3 101174/5	13-1273R/L 13-1274R/L														
18.00 x 7.00	66665	Stl Alum	101172/3 101174/5	13-1273R/L 13-1274R/L														

Catalog 213

Drive Axle Applications

Drive Axle Applications

Hub No.	Outer Cup	Inner Cup	Wheel Pilot	No. Studs	Bolt Circle	Brake Size	Drum No.	Drum Type	Wheel Type	OEM Stud No.	Part No.							
Webb <i>Continued</i>																		
2656	572	592A	Hub	10	287.75mm	Cast	15.00 x 8.62	61988	Stl 1Stl/1Alum Alum	101162 101160 101160	13-1571 13-1572 13-1572							
								61991	Stl 1Stl/1Alum Alum	101162 101160 101160	13-1571 13-1572 13-1572							
								16.50 x 7.00	66661	Stl 1Stl/1Alum Alum	101162 101160 101160	13-1571 13-1572 13-1572						
									66864	Stl 1Stl/1Alum Alum	101162 101160 101160	13-1571 13-1572 13-1572						
									66884	Stl 1Stl/1Alum Alum	101162 101160 101160	13-1571 13-1572 13-1572						
								16.50 x 8.00	66800	Stl 1Stl/1Alum Alum	101162 101160 101160	13-1571 13-1572 13-1572						
							16.50 x 8.62		66824	Stl 1Stl/1Alum Alum	101161 101160 N/A	13-1569 13-1572 —						
								16.50 x 10.00	66871	Stl 1Stl/1Alum Alum	101162 101160 101160	13-1571 13-1572 13-1572						
							18.00 x 7.00						66665	Stl 1Stl/1Alum Alum	101162 101160 101160	13-1571 13-1572 13-1572		
								Cent	16.50 x 7.00	69996	Stl 1Stl/1Alum Alum	101162 101161 101160					13-1571 13-1569 13-1572	
							16.50 x 8.62		67486	Stl 1Stl/1Alum Alum	101162 101161 101160	13-1571 13-1569 13-1572						
							Stud	10	11.25	Cast	10	11.25	Cast	15.00 x 7.00	61577	Stl Alum	101172/3 101174/5	13-1273R/L 13-1274R/L
														15.00 x 8.62	61988	Stl Alum	101172/3 101174/5	13-1273R/L 13-1274R/L
														16.50 x 7.00	66661	Stl Alum	101172/3 101174/5	13-1273R/L 13-1274R/L
															66864	Stl Alum	101172/3 101174/5	13-1273R/L 13-1274R/L
															66884	Stl Alum	101172/3 101174/5	13-1273R/L 13-1274R/L
														16.50 x 8.00	66800	Stl Alum	101172/3 101174/5	13-1273R/L 13-1274R/L
														16.50 x 8.62	66824	Stl or Alum	101174/5	13-1274R/L
			66854	Stl Alum	101172/3 101174/5	13-1273R/L 13-1274R/L												
			16.50 x 10.00	66871	Stl Alum	101172/3 101174/5								13-1273R/L 13-1274R/L				
18.00 x 7.00	66665	Stl Alum													101172/3 101174/5	13-1273R/L 13-1274R/L		

Drive Axle Applications

Catalog 213

Drive Axle Applications

Hub No.	Outer Cup	Inner Cup	Wheel Pilot	No Studs	Bolt Circle	Drum Type	Brake Size	Drum No.	Wheel Type	OEM Stud No.	Part No.						
Webb <i>Continued</i>																	
2691	572	592A	Hub	10	287.75mm	Cast	15.00 x 7.00	61577	Stl 1Stl/1Alum Alum	102290 102291 102292	13-1550 13-1551 13-1552						
							15.00 x 8.62	61991	Stl 1Stl/1Alum Alum	102290 102291 102292	13-1550 13-1551 13-1552						
							16.50 x 7.00	66864	Stl 1Stl/1Alum Alum	102290 102291 102292	13-1550 13-1551 13-1552						
								66884	Stl 1Stl/1Alum Alum	102290 102291 102292	13-1550 13-1551 13-1552						
							16.50 x 8.62	66854	Stl 1Stl/1Alum Alum	102290 102291 102292	13-1550 13-1551 13-1552						
							16.50 x 10.00	66871	Stl 1Stl/1Alum Alum	102290 102291 102292	13-1550 13-1551 13-1552						
						Cent	16.50 x 7.00	69996	Stl 1Stl/1Alum Alum	102290 102291 102292	13-1550 13-1551 13-1552						
							16.50 x 8.62	67486	Stl 1Stl/1Alum Alum	102290 102291 102292	13-1550 13-1551 13-1552						
						2692	572	592A	Hub	10	287.75mm	Cast	15.00 x 7.00	61577	Stl 1Stl/1Alum Alum	102290 102291 102292	13-1550 13-1551 13-1552
													15.00 x 8.62	61991	Stl 1Stl/1Alum Alum	102290 102291 102292	13-1550 13-1551 13-1552
													16.50 x 7.00	66864	Stl 1Stl/1Alum Alum	102290 102291 102292	13-1550 13-1551 13-1552
														66884	Stl 1Stl/1Alum Alum	102290 102291 102292	13-1550 13-1551 13-1552
16.50 x 8.62	66854	Stl 1Stl/1Alum Alum	102290 102291 102292	13-1550 13-1551 13-1552													
16.50 x 10.00	66871	Stl 1Stl/1Alum Alum	102290 102291 102292	13-1550 13-1551 13-1552													
Cent	16.50 x 7.00	69996	Stl 1Stl/1Alum Alum	102290 102291 102292	13-1550 13-1551 13-1552												
	16.50 x 8.62	67486	Stl 1Stl/1Alum Alum	102290 102291 102292	13-1550 13-1551 13-1552												

Catalog 213

Drive Axle Applications

Drive Axle Applications

Hub No.	Outer Cup	Inner Cup	Wheel Pilot	No Studs	Bolt Circle	Drum Type	Brake Size	Drum No.	Wheel Type	OEM Stud No.	Part No.						
Webb <i>Continued</i>																	
2699	572	592A	Hub	8	275mm	Cast	15.00 x 7.00	61576	Stl 1Stl/1Alum Alum	101151 101150 101150	13-1590 13-1591 13-1591						
							16.50 x 7.00	66875	Stl 1Stl/1Alum Alum	101151 101150 101150	13-1590 13-1591 13-1591						
							Cent	16.50 x 7.00	68797	Stl 1Stl/1Alum Alum	101151 101151 101150	13-1590 13-1590 13-1591					
						2723	742	772	Hub	10	287.75mm	Cast	16.50 x 7.00	66661	Stl 1Stl/1Alum Alum	101162 101160 101160	13-1571 13-1572 13-1572
													16.50 x 8.00	66800	Stl 1Stl/1Alum Alum	101162 101160 101160	13-1571 13-1572 13-1572
													16.50 x 8.62	66827	Stl 1Stl/1Alum Alum	101161 101160 N/A	13-1569 13-1572 —
66854	Stl 1Stl/1Alum Alum	101162 101160 101160	13-1571 13-1572 13-1572														
16.50 x 10.00	66871	Stl 1Stl/1Alum Alum	101162 101160 101160	13-1571 13-1572 13-1572													
18.00 x 7.00	66665	Stl 1Stl/1Alum Alum	101162 101160 101160	13-1571 13-1572 13-1572													
			Stud	10	11.25	Cast	16.50 x 7.00	66661	Stl Alum	101172/3 101174/5	13-1273R/L 13-1274R/L						
							16.50 x 8.00	66800	Stl Alum	101172/3 101174/5	13-1273R/L 13-1274R/L						
							16.50 x 8.62	66827	Stl or Alum	101178/9	13-1275R/L						
								66854	Stl Alum	101172/3 101174/5	13-1273R/L 13-1274R/L						
							16.50 x 10.00	66871	Stl Alum	101172/3 101174/5	13-1273R/L 13-1274R/L						
							18.00 x 7.00	66665	Stl Alum	101172/3 101174/5	13-1273R/L 13-1274R/L						

Drive Axle Applications

Catalog 213

Drive Axle Applications

Hub No.	Outer Cup	Inner Cup	Wheel Pilot	No Studs	Bolt Circle	Drum Type	Brake Size	Drum No.	Wheel Type	OEM Stud No.	Part No.								
Webb <i>Continued</i>																			
4643	572	592A	Hub	10	287.75mm	Cast	15.00 x 7.00	61577	Stl 1Stl/1Alum Alum	101199 101198 101198	13-1574 13-1575 13-1575								
								15.00 x 8.62	61988	Stl 1Stl/1Alum Alum	101199 101198 101198	13-1574 13-1575 13-1575							
									61991	Stl 1Stl/1Alum Alum	101199 101198 101198	13-1574 13-1575 13-1575							
							16.50 x 7.00	66864	Stl 1Stl/1Alum Alum	101199 101198 101198	13-1574 13-1575 13-1575								
								66884	Stl 1Stl/1Alum Alum	101199 101198 101198	13-1574 13-1575 13-1575								
							16.50 x 8.00	66800	Stl 1Stl/1Alum Alum	101199 101198 101198	13-1574 13-1575 13-1575								
							16.50 x 8.62	66854	Stl 1Stl/1Alum Alum	101199 101198 101198	13-1574 13-1575 13-1575								
							4653	572	592A	Hub	10	287.75mm	Cast	15.00 x 7.00	61577	Stl 1Stl/1Alum Alum	101199 101198 101198	13-1574 13-1575 13-1575	
															15.00 x 8.62	61988	Stl 1Stl/1Alum Alum	101199 101198 101198	13-1574 13-1575 13-1575
																61991	Stl 1Stl/1Alum Alum	101199 101198 101198	13-1574 13-1575 13-1575
														16.50 x 7.00	66864	Stl 1Stl/1Alum Alum	101199 101198 101198	13-1574 13-1575 13-1575	
															66884	Stl 1Stl/1Alum Alum	101199 101198 101198	13-1574 13-1575 13-1575	
16.50 x 8.00	66800	Stl 1Stl/1Alum Alum	101199 101198 101198	13-1574 13-1575 13-1575															
16.50 x 8.62	66854	Stl 1Stl/1Alum Alum	101199 101198 101198	13-1574 13-1575 13-1575															

Catalog 213

Drive Axle Applications

Drive Axle Applications

Hub No.	Outer Cup	Inner Cup	Wheel Pilot	No Studs	Bolt Circle	Drum Type	Brake Size	Drum No.	Wheel Type	OEM Stud No.	Part No.	
Webb <i>Continued</i>												
4656	572	592A	Hub	10	287.75mm	Cast	15.00 x 7.00	61577	Stl 1Stl/1Alum Alum	101199 101198 101198	13-1574 13-1575 13-1575	
								15.00 x 8.62	61988	Stl 1Stl/1Alum Alum	101199 101198 101198	13-1574 13-1575 13-1575
									61991	Stl 1Stl/1Alum Alum	101199 101198 101198	13-1574 13-1575 13-1575
							16.50 x 7.00	66864	Stl 1Stl/1Alum Alum	101199 101198 101198	13-1574 13-1575 13-1575	
								66884	Stl 1Stl/1Alum Alum	101199 101198 101198	13-1574 13-1575 13-1575	
							16.50 x 8.00	66800	Stl 1Stl/1Alum Alum	101199 101198 101198	13-1574 13-1575 13-1575	
									16.50 x 8.62	66854	Stl 1Stl/1Alum Alum	101199 101198 101198

Trailer Axle Applications

Catalog 213

Trailer Axle Applications

Hub No.	Outer Cup	Inner Cup	Wheel Pilot	No Studs	Bolt Circle	Drum Type	Brake Size	Drum No.	Wheel Type	OEM Stud No.	Part No.
Con-Met											
105968	HM212011	HM218210	Stud	10	11.25	—	—	—	Stl	102191	13-1154L
105969	HM212011	HM218210	Stud	10	11.25	—	—	—	Stl	102192	13-1154R
105970	HM212011	HM218210	Stud	10	11.25	—	—	—	Alum	102193	13-1155L
105971	HM212011	HM218210	Stud	10	11.25	—	—	—	Alum	102194	13-1155R
105972	HM212011	HM218210	Stud	10	11.25	—	—	—	Stl	102191	13-1154L
105973	HM212011	HM218210	Stud	10	11.25	—	—	—	Stl	102192	13-1154R
105974	HM212011	HM218210	Stud	10	11.25	—	—	—	Alum	102193	13-1155L
105975	HM212011	HM218210	Stud	10	11.25	—	—	—	Alum	102194	13-1155R
105988	HM212011	HM218210	Hub	10	287.75mm	—	—	—	Alum Spr Sgl	102279	13-1157L
105989	HM212011	HM218210	Hub	10	287.75mm	—	—	—	Alum Spr Sgl	102280	13-1157R
105990	HM212011	HM218210	Hub	10	287.75mm	—	—	—	Alum Spr Sgl	102279	13-1157L
105991	HM212011	HM218210	Hub	10	287.75mm	—	—	—	Alum Spr Sgl	102280	13-1157R
106172	HM212011	HM218210	Stud	10	11.25	—	—	—	Stl	102277	13-1156L
106173	HM212011	HM218210	Stud	10	11.25	—	—	—	Stl	102278	13-1156R
106174	HM212011	HM218210	Stud	10	11.25	—	—	—	Alum	102279	13-1157L
106175	HM212011	HM218210	Stud	10	11.25	—	—	—	Alum	102280	13-1157R
106176	HM212011	HM218210	Stud	10	11.25	—	—	—	Stl	102277	13-1156L
106177	HM212011	HM218210	Stud	10	11.25	—	—	—	Stl	102278	13-1156R
106178	HM212011	HM218210	Stud	10	11.25	—	—	—	Alum	102279	13-1157L
106179	HM212011	HM218210	Stud	10	11.25	—	—	—	Alum	102280	13-1157R
106272	HM518410	HM518410	Hub	10	287.75mm	—	—	—	Stl	102290	13-1550
106274	HM518410	HM518410	Hub	10	287.75mm	—	—	—	Alum	102292	13-1552
106275	HM518410	HM518410	Hub	10	287.75mm	—	—	—	Stl	102290	13-1550
106277	HM518410	HM518410	Hub	10	287.75mm	—	—	—	Alum	102292	13-1552
106347	HM518410	HM518410	Hub	8	275mm	—	—	—	Stl	102290	13-1550
106349	HM518410	HM518410	Hub	8	275mm	—	—	—	Alum	102292	13-1552
106350	HM518410	HM518410	Hub	8	275mm	—	—	—	Stl	102290	13-1550
106352	HM518410	HM518410	Hub	8	275mm	—	—	—	Alum	102292	13-1552
106393	HM212011	HM218210	Hub	10	287.75mm	—	—	—	Stl	102188	13-1544
106395	HM212011	HM218210	Hub	10	287.75mm	—	—	—	Alum	102190	13-1546
106396	HM212011	HM218210	Hub	10	287.75mm	—	—	—	Stl	102188	13-1544
106398	HM212011	HM218210	Hub	10	287.75mm	—	—	—	Alum	102190	13-1546
106403	HM212011	HM218210	Stud	10	11.25	—	—	—	Stl Spr Sgl	102290	13-1550
106404	HM212011	HM218210	Stud	10	11.25	—	—	—	Alum Spr Sgl	102291	13-1551
106405	HM212011	HM218210	Stud	10	11.25	—	—	—	Stl Spr Sgl	102290	13-1550
106406	HM212011	HM218210	Stud	10	11.25	—	—	—	Alum Spr Sgl	102291	13-1551
106432	HM212011	HM218210	Hub	8	275mm	—	—	—	Stl	102188	13-1544
106434	HM212011	HM218210	Hub	8	275mm	—	—	—	Stl	102188	13-1544
106435	HM212011	HM218210	Hub	8	275mm	—	—	—	Alum	102190	13-1546
106437	HM212011	HM218210	Hub	8	275mm	—	—	—	Alum	102190	13-1546
106442	HM212011	HM218210	Stud	8	275mm	—	—	—	Stl Spr Sgl	102290	13-1550
106443	HM212011	HM218210	Stud	8	275mm	—	—	—	Alum Spr Sgl	102291	13-1551
106444	HM212011	HM218210	Stud	8	275mm	—	—	—	Stl Spr Sgl	102290	13-1550
106445	HM212011	HM218210	Stud	8	275mm	—	—	—	Alum Spr Sgl	102291	13-1551
10003639	HM212011	HM218210	Stud	10	11.25	—	—	—	Stl	10001403	—
10003640	HM212011	HM218210	Stud	10	11.25	—	—	—	Stl	10001404	—
10003641	HM212011	HM218210	Stud	10	11.25	—	—	—	Alum	10001401	—
10003642	HM212011	HM218210	Stud	10	11.25	—	—	—	Alum	10001402	—
10003643	HM212011	HM218210	Stud	10	11.25	—	—	—	Stl	10001403	—
10003644	HM212011	HM218210	Stud	10	11.25	—	—	—	Stl	10001404	—
10003645	HM212011	HM218210	Stud	10	11.25	—	—	—	Alum	10001401	—
10003646	HM212011	HM218210	Stud	10	11.25	—	—	—	Alum	10001402	—
10003647	HM212011	HM218210	Hub	10	287.75mm	—	—	—	Stl	10001399	—
10003648	HM212011	HM218210	Hub	10	287.75mm	—	—	—	Alum	10001400	—
10003649	HM212011	HM218210	Hub	10	287.75mm	—	—	—	Stl	10001399	—
10003650	HM212011	HM218210	Hub	10	287.75mm	—	—	—	Alum	10001400	—

Catalog 213

Trailer Axle Applications

Hub No.	Outer Cup	Inner Cup	Wheel Pilot	No Studs	Bolt Circle	Drum Type	Brake Size	Drum No.	Wheel Type	OEM Stud No.	Part No.	
Con-Met <i>Continued</i>												
10003656	HM518410	HM518410	Stud	10	11.25	—	—	—	Stl	10001403	—	
10003657	HM518410	HM518410	Stud	10	11.25	—	—	—	Stl	10001404	—	
10003658	HM518410	HM518410	Stud	10	11.25	—	—	—	Alum	10001401	—	
10003659	HM518410	HM518410	Stud	10	11.25	—	—	—	Alum	10001402	—	
10003660	HM518410	HM518410	Stud	10	11.25	—	—	—	Stl	10001403	—	
10003661	HM518410	HM518410	Stud	10	11.25	—	—	—	Stl	10001404	—	
10003662	HM518410	HM518410	Stud	10	11.25	—	—	—	Alum	10001401	—	
10003663	HM518410	HM518410	Stud	10	11.25	—	—	—	Alum	10001402	—	
10003664	HM518410	HM518410	Hub	10	287.75mm	—	—	—	Stl	10001399	—	
10003665	HM518410	HM518410	Hub	10	287.75mm	—	—	—	Alum	10001400	—	
10003666	HM518410	HM518410	Hub	10	287.75mm	—	—	—	Stl	10001399	—	
10003667	HM518410	HM518410	Hub	10	287.75mm	—	—	—	Alum	10001400	—	
Dayton Walther												
09179	HM518410	HM518410	Stud	10	11.25	Cast	16.50 x 7.00	122126	Stl	09001326/7	13-1176R/L	
14131	HM518410	HM518410	Stud	10	11.25	Cast	16.50 x 7.00	120877	Stl	09861901/2	13-1168R/L	
							16.50 x 8.62	122513	Stl	09861901/2	13-1168R/L	
14802	HM212011	HM218210	Stud	10	11.25	Cast	16.50 x 7.00	122607	Stl	09861901/2	13-1168R/L	
15479	HM212011	HM218210	Hub	10	335mm	Cast	16.50 x 7.00	123025	Stl	09001989	13-1587	
15501	HM212011	HM218210	Hub	10	287.75mm	Cast	16.50 x 7.00	123207	Stl	09001989	13-1587	
									Alum	09002003	13-1589	
									123365	Stl	09001989	13-1587
									Alum	09002003	13-1589	
							16.50 x 8.62	123428	Stl	09001989	13-1587	
									Alum	09002003	13-1589	
						X30	16.50 x 7.00	123537	Stl	09002002	13-1587	
			Stud	10	11.25	Cast	16.50 x 7.00	123207	Stl	09001910/1	13-1555R/L	
									123365	Stl	09001910/1	13-1555R/L
							16.50 x 8.62	123428	Stl	09001910/1	13-1555R/L	
						X30	16.50 x 7.00	123537	Stl	09002049/50	—	
15502	HM518410	HM518410	Hub	10	287.75mm	Cast	16.50 x 7.00	123207	Stl	09001989	13-1587	
									Alum	09002003	13-1589	
									123365	Stl	09001989	13-1587
									Alum	09002003	13-1589	
							16.50 x 8.62	123428	Stl	09001989	13-1587	
									Alum	09002003	13-1589	
						X30	16.50 x 7.00	123537	Stl	09002002	13-1587	
			Stud	10	11.25	Cast	16.50 x 7.00	123207	Stl	09001910/1	13-1555R/L	
									123365	Stl	09001910/1	13-1555R/L
							16.50 x 8.62	123428	Stl	09001910/1	13-1555R/L	
						X30	16.50 x 7.00	123537	Stl	09002049/50	—	
15527	632	742	Stud	10	11.25	Cast	16.50 x 7.00	123398	Stl	09001912/3	—	
15537	HM518410	HM518410	Hub	10	275mm	Cast	16.50 x 7.00	123409	Stl	09001989	13-1587	
									Alum	09002003	13-1589	
15541	HM212011	HM218210	Hub	10	275mm	Cast	16.50 x 7.00	123409	Stl	09001989	13-1587	
									Alum	09002003	13-1589	
						X30	16.50 x 7.00	123566	Alum	09001727	13-1588	
15571	HM212011	HM218210	Hub	10	287.75mm	Cast	16.50 x 7.00	123207	Stl	09001989	13-1587	
									Alum	09002003	13-1589	
									123365	Stl	09001989	13-1587
									Alum	09002003	13-1589	
							16.50 x 8.62	123428	Stl	09001989	13-1587	
									Alum	09002003	13-1589	
			Stud	10	11.25	Cast	16.50 x 7.00	123207	Stl	09001910/1	13-1555R/L	
									123365	Stl	09001910/1	13-1555R/L
							16.50 x 8.62	123428	Stl	09001910/1	13-1555R/L	

Trailer Axle Applications

Catalog 213

Trailer Axle Applications

Hub No.	Outer Cup	Inner Cup	Wheel Pilot	No Studs	Bolt Circle	Drum Type	Brake Size	Drum No.	Wheel Type	OEM Stud No.	Part No.								
Dayton Walther <i>Continued</i>																			
15593	HM518410	HM518410	Hub	10	287.75mm	Cast	16.50 x 7.00	123207	Stl Alum	09001989 09002003	13-1587 13-1589								
								123365	Stl Alum	09001989 09002003	13-1587 13-1589								
								123406	Stl Alum	09001989 09002003	13-1587 13-1589								
			Stud	10	11.25	Cast	16.50 x 7.00	123207	Stl	09001910/1	13-1555R/L								
								123365	Stl	09001910/1	13-1555R/L								
								123406	Stl	09001910/1	13-1555R/L								
15656	HM518410	HM518410	Hub	10	287.75mm	Cast	16.50 x 7.00	123207	Stl Alum	09001989 09002003	13-1587 13-1589								
								123365	Stl Alum	09001989 09002003	13-1587 13-1589								
								123406	Stl Alum	09001989 09002003	13-1587 13-1589								
												123570	Stl Alum	09001989 09002003	13-1587 13-1589				
												X30	16.50 x 7.00	123537	Stl	09002002	13-1587		
								Stud	10	11.25	Cast	16.50 x 7.00	123207	Stl	09001910/1	13-1555R/L			
			123365	Stl	09001910/1	13-1555R/L													
			123406	Stl	09001910/1	13-1555R/L													
			123570	Stl	09001910/1	13-1555R/L													
			X30	16.50 x 7.00	123537	Stl	0900249/50						—						
			15857	HM212011	HM218210	Hub	10						287.75mm	Cast	16.50 x 7.00	123207	Stl Alum	09001989 09002003	13-1587 13-1589
								X30	16.50 x 7.00	123537	Stl	09002002				13-1587			
Stud	10	11.25						Cast	16.50 x 7.00	123207	Stl	09001910/1				13-1555R/L			
						X30	16.50 x 7.00			123537	Stl	0900249/50	—						
						15944	HM518410			HM518410	Hub	10	287.75mm	Cast	16.50 x 7.00	123207	Stl Alum	09001989 09002003	13-1587 13-1589
Stud	10	11.25						Cast	16.50 x 7.00							123207	Stl	09001910/1	13-1555R/L
			X30	16.50 x 7.00	123537											Stl	0900249/50	—	
			15968	HM518410	HM518410						Hub	10	287.75mm	Cast	16.50 x 7.00	123207	Stl Alum	09001989 09002003	13-1587 13-1589
Stud	10	11.25						Cast	16.50 x 7.00							123207	Stl	09001910/1	13-1555R/L
																X30	16.50 x 7.00	123537	Stl
						15984	HM212011			HM218210	Hub	10	287.75mm	Cast	16.50 x 7.00	123207	Stl Alum	09001989 09002003	13-1587 13-1589
Stud	10	11.25						Cast	16.50 x 7.00							123207	Stl	09001910/1	13-1555R/L
																X30	16.50 x 7.00	123537	Stl
			Gunite																
H344K	HM212011	HM218210	Stud	10	11.25			Cast	16.50 x 7.00		3120	Stl Alum	W981R/L W992R/L	13-1128R/L 13-1129R/L					
H372K	HM518410	HM518410	Stud	10	11.25			Cast	15.00 x 7.00 16.50 x 7.00		2658G	Stl or Alum	W1061R/L	13-1139R/L					
						3018A	Stl or Alum			W1061R/L	13-1139R/L								
						3564A	Stl or Alum			W1061R/L	13-1139R/L								
H389K	HM212011	HM218210	Stud	10	11.25	Cast	16.50 x 8.62	3168	Stl or Alum	W1061R/L	13-1139R/L								
								15.00 x 7.00 16.50 x 7.00	2728B	Stl	W1146R/L	—							
									2705	Stl Alum	W1053R/L W992R/L	13-1128R/L 13-1129R/L							
							3732		Stl Alum	W1053R/L W992R/L	13-1128R/L 13-1129R/L								
							16.50 x 8.62	3383	Stl	WP583RH/LH	—								
							HT484K	HM212011	HM218210	Stud	10	11.25	Cast	16.50 x 7.00	3120	Stl Alum	W981R/L W992R/L	13-1128R/L 13-1129R/L	

Catalog 213

Trailer Axle Applications

Trailer Axle Applications

Hub No.	Outer Cup	Inner Cup	Wheel Pilot	No Studs	Bolt Circle	Drum Type	Brake Size	Drum No.	Wheel Type	OEM Stud No.	Part No.
Gunite <i>Continued</i>											
HT510K	HM518410	HM518410	Stud	10	11.25	Cast	16.50 x 7.00	3166A	Stl Alum	W981R/L W1133R/L	13-1128R/L 13-1129R/L
								3483	Stl Alum	W981R/L W1133R/L	13-1128R/L 13-1129R/L
HT516K	HM518410	HM518410	Hub	8	275mm	Cast	16.50 x 7.00	3141B	Stl Alum	W1327 W1160	13-1577 13-1576
HT518K	HM212011	HM218210	Stud	10	11.25	Cast	16.50 x 7.00	3166A	Stl Alum	W980R/L W1243R/L	13-1135R/L 13-1147R/L
								3483	Stl Alum	W980R/L W1243R/L	13-1135R/L 13-1147R/L
HT590K	HM212011	HM218210	Hub	10	287.75mm	Cast	15.00 x 8.62	3744	Stl Alum	W1270 W1211	13-1564 13-1578
								3750	Stl Alum	W1270 W1211	13-1564 13-1578
							16.50 x 7.00	3576	Stl Alum	W1270 W1211	13-1564 13-1578
								3600A	Stl Alum	W1270 W1211	13-1564 13-1578
							16.50 x 8.00	3782	Stl Alum	W1270 W1211	13-1564 13-1578
							16.50 x 8.62	3807	Stl Alum	W1270 W1211	13-1564 13-1578
								3807A	Stl Alum	W1270 W1211	13-1564 13-1578
							HT683K	HM518410	HM518410	Hub	10
3750	Stl Alum	W1327 W1160	13-1577 13-1576								
16.50 x 7.00	3576	Stl Alum	W1327 W1160	13-1577 13-1576							
	3600A	Stl Alum	W1327 W1160	13-1577 13-1576							
16.50 x 8.00	3782	Stl Alum	W1327 W1160	13-1577 13-1576							
16.50 x 8.62	3807	Stl Alum	W1327 W1160	13-1577 13-1576							
	3807A	Stl Alum	W1327 W1160	13-1577 13-1576							
HT789K	HM212011	HM218210	Hub	10	287.75mm	Cast					
							3750	Stl Alum	W1164 W1325	13-1567 13-1559	
							16.50 x 7.00	3576	Stl Alum	W1164 W1325	13-1567 13-1559
								3600A	Stl Alum	W1164 W1325	13-1567 13-1559
							16.50 x 8.00	3782	Stl Alum	W1164 W1325	13-1567 13-1559
							16.50 x 8.62	3807	Stl Alum	W1164 W1325	13-1567 13-1559
								3807A	Stl Alum	W1164 W1325	13-1567 13-1559

Trailer Axle Applications

Catalog 213

Trailer Axle Applications

Hub No.	Outer Cup	Inner Cup	Wheel Pilot	No Studs	Bolt Circle	Drum Type	Brake Size	Drum No.	Wheel Type	OEM Stud No.	Part No.								
Gunite <i>Continued</i>																			
HT790K	HM212011	HM218210	Stud	10	11.25	Cast	15.00 x 8.62	3744	Stl Alum	W1322R/L W1339R/L	13-1133R/L 13-1135R/L								
								3750	Stl Alum	W1322R/L W1339R/L	13-1133R/L 13-1135R/L								
								16.50 x 7.00	3576	Stl Alum	W1322R/L W1339R/L	13-1133R/L 13-1135R/L							
									3600A	Stl Alum	W1322R/L W1339R/L	13-1133R/L 13-1135R/L							
								16.50 x 8.00	3782	Stl Alum	W1322R/L W1339R/L	13-1133R/L 13-1135R/L							
								16.50 x 8.62	3807	Stl Alum	W1322R/L W1339R/L	13-1133R/L 13-1135R/L							
									3807A	Stl Alum	W1322R/L W1339R/L	13-1133R/L 13-1135R/L							
								HT791K	HM212011	HM218210	Hub	8	275mm	Cast	16.50 x 7.00	3141B	Stl Alum	W1164 W1325	13-1567 13-1559
								HT792K	HM518410	HM518410	Stud	10	11.25	Cast	15.00 x 8.62	3744	Stl Alum	W1322R/L W1339R/L	13-1133R/L 13-1135R/L
																3750	Stl Alum	W1322R/L W1339R/L	13-1133R/L 13-1135R/L
16.50 x 7.00	3576	Stl Alum	W1322R/L W1339R/L	13-1133R/L 13-1135R/L															
	3600A	Stl Alum	W1322R/L W1339R/L	13-1133R/L 13-1135R/L															
16.50 x 8.00	3782	Stl Alum	W1322R/L W1339R/L	13-1133R/L 13-1135R/L															
16.50 x 8.62	3807	Stl Alum	W1322R/L W1339R/L	13-1133R/L 13-1135R/L															
	3807A	Stl Alum	W1322R/L W1339R/L	13-1133R/L 13-1135R/L															
HT793K	HM518410	HM518410	Hub	10	287.75mm	Cast	15.00 x 8.62									3744	Stl Alum	W1164 W1325	13-1567 13-1559
																3750	Stl Alum	W1164 W1325	13-1567 13-1559
																16.50 x 7.00	3576	Stl Alum	W1164 W1325
								3600A	Stl Alum	W1164 W1325	13-1567 13-1559								
								16.50 x 8.00	3782	Stl Alum	W1164 W1325	13-1567 13-1559							
								16.50 x 8.62	3807	Stl Alum	W1164 W1325	13-1567 13-1559							
									3807A	Stl Alum	W1164 W1325	13-1567 13-1559							

Catalog 213

Trailer Axle Applications

Trailer Axle Applications

Hub No.	Outer Cup	Inner Cup	Wheel Pilot	No Studs	Bolt Circle	Drum Type	Brake Size	Drum No.	Wheel Type	OEM Stud No.	Part No.								
Gunite <i>Continued</i>																			
HT794J	HM212011	HM218210	Hub	10	287.75mm	Cast	15.00 x 8.62	3744	Stl Alum	W1164 W1325	13-1567 13-1559								
								3750	Stl Alum	W1164 W1325	13-1567 13-1559								
								16.50 x 7.00	3576	Stl Alum	W1164 W1325	13-1567 13-1559							
									3600A	Stl Alum	W1164 W1325	13-1567 13-1559							
								16.50 x 8.00	3782	Stl Alum	W1164 W1325	13-1567 13-1559							
									16.50 x 8.62	3807	Stl Alum	W1164 W1325	13-1567 13-1559						
							3807A	Stl Alum		W1164 W1325	13-1567 13-1559								
							HT795J	HM212011	HM218210	Stud	10	11.25	Cast	15.00 x 8.62	3744	Stl Alum	W1322R/L W1339R/L	13-1133R/L 13-1135R/L	
															3750	Stl Alum	W1322R/L W1339R/L	13-1133R/L 13-1135R/L	
															16.50 x 7.00	3576	Stl Alum	W1322R/L W1339R/L	13-1133R/L 13-1135R/L
																3600A	Stl Alum	W1322R/L W1339R/L	13-1133R/L 13-1135R/L
															16.50 x 8.00	3782	Stl Alum	W1322R/L W1339R/L	13-1133R/L 13-1135R/L
16.50 x 8.62	3807	Stl Alum	W1322R/L W1339R/L	13-1133R/L 13-1135R/L															
	3807A	Stl Alum	W1322R/L W1339R/L	13-1133R/L 13-1135R/L															
HT796K	HM212011	HM218210	Hub	8	275mm	Cast								16.50 x 7.00	3141B	Stl Alum	W1164 W1325	13-1567 13-1559	
HT797K	HM518410	HM518410	Hub	8	275mm	Cast								16.50 x 7.00	3141B	Stl Alum	W1327 W1160	13-1577 13-1576	
HT798J	HM518410	HM518410	Stud	10	11.25	Cast								15.00 x 8.62	3744	Stl Alum	W1322R/L W1339R/L	13-1133R/L 13-1135R/L	
															3750	Stl Alum	W1322R/L W1339R/L	13-1133R/L 13-1135R/L	
															16.50 x 7.00	3576	Stl Alum	W1322R/L W1339R/L	13-1133R/L 13-1135R/L
							3600A	Stl Alum	W1322R/L W1339R/L	13-1133R/L 13-1135R/L									
							16.50 x 8.00	3782	Stl Alum	W1322R/L W1339R/L	13-1133R/L 13-1135R/L								
								16.50 x 8.62	3807	Stl Alum	W1322R/L W1339R/L	13-1133R/L 13-1135R/L							
							3807A		Stl Alum	W1322R/L W1339R/L	13-1133R/L 13-1135R/L								

Trailer Axle Applications

Catalog 213

Trailer Axle Applications

Hub No.	Outer Cup	Inner Cup	Wheel Pilot	No Studs	Bolt Circle	Drum Type	Brake Size	Drum No.	Wheel Type	OEM Stud No.	Part No.
Gunite <i>Continued</i>											
HT799J	HM518410	HM518410	Hub	10	287.75mm	Cast	15.00 x 8.62	3744	Stl Alum	W1164 W1325	13-1567 13-1559
								3750	Stl Alum	W1164 W1325	13-1567 13-1559
							16.50 x 7.00	3576	Stl Alum	W1164 W1325	13-1567 13-1559
								3600A	Stl Alum	W1164 W1325	13-1567 13-1559
							16.50 x 8.00	3782	Stl Alum	W1164 W1325	13-1567 13-1559
							16.50 x 8.62	3807	Stl Alum	W1164 W1325	13-1567 13-1559
								3807A	Stl Alum	W1164 W1325	13-1567 13-1559
HT807K	HM212011	653	Stud	10	11.25	Cast	16.50 x 7.00	2705	Stl or Alum	W1458R/L	—
								3732	Stl or Alum	W1458R/L	—
HT808K	HM212011	653	Stud	10	11.25	Cast	16.50 x 7.00	3853C	Stl or Alum	W1461R/L	—
HT811A1	NP378092	NP250023	Hub	10	287.75mm	Cast	15.00 x 8.62	3744	Stl	W1400	13-1722
								3750	Stl	W1400	13-1722
							16.50 x 7.00	3576	Stl	W1400	13-1722
								3600A	Stl	W1400	13-1722
							16.50 x 8.00	3782	Stl	W1400	13-1722
							16.50 x 8.62	3807	Stl	W1400	13-1722
HT811A2	NP378092	NP250023	Hub	10	287.75mm	Cast	15.00 x 8.62	3744	Alum	W1402	13-1723
								3750	Alum	W1402	13-1723
							16.50 x 7.00	3576	Alum	W1402	13-1723
								3600A	Alum	W1402	13-1723
							16.50 x 8.00	3782	Alum	W1402	13-1723
							16.50 x 8.62	3807	Alum	W1402	13-1723
HT812K	HM212011	HM218210	Hub	10	287.75mm	Cast	15.00 x 8.62	3744	Stl Alum	W1246 W1270	13-1579 13-1564
								3750	Stl Alum	W1246 W1270	13-1579 13-1564
							16.50 x 7.00	3576	Stl Alum	W1246 W1270	13-1579 13-1564
								3600A	Stl Alum	W1246 W1270	13-1579 13-1564
							16.50 x 8.00	3782	Stl Alum	W1246 W1270	13-1579 13-1564
							16.50 x 8.62	3807	Stl Alum	W1246 W1270	13-1579 13-1564
HT814A1	NP156827	NP156827	Hub	10	287.75mm	Cast	15.00 x 8.62	3744	Stl	W1324	13-1568
								3750	Stl	W1324	13-1568
							16.50 x 7.00	3576	Stl	W1324	13-1568
								3600A	Stl	W1324	13-1568
							16.50 x 8.00	3782	Stl	W1324	13-1568
							16.50 x 8.62	3807	Stl	W1324	13-1568
							3807A	Stl	W1324	13-1568	

Catalog 213

Trailer Axle Applications

Hub No.	Outer Cup	Inner Cup	Wheel Pilot	No Studs	Bolt Circle	Drum Type	Brake Size	Drum No.	Wheel Type	OEM Stud No.	Part No.
Gunite <i>Continued</i>											
HT814A2	NP156827	NP156827	Hub	10	287.75mm	Cast	15.00 x 8.62	3744	Alum	W1270	13-1564
								3750	Alum	W1270	13-1564
							16.50 x 7.00	3576	Alum	W1270	13-1564
								3600A	Alum	W1270	13-1564
							16.50 x 8.00	3782	Alum	W1270	13-1564
								16.50 x 8.62	3807	Alum	W1270
3807A	Alum	W1270	13-1564								
HT817A1	NP156827	NP156827	Hub	10	287.75mm	Cast	15.00 x 8.62	3744	Stl	W1324	13-1568
								3750	Stl	W1324	13-1568
							16.50 x 7.00	3576	Stl	W1324	13-1568
								3600A	Stl	W1324	13-1568
							16.50 x 8.00	3782	Stl	W1324	13-1568
								16.50 x 8.62	3807	Stl	W1324
3807A	Stl	W1324	13-1568								
HT817A2	NP156827	NP156827	Hub	10	287.75mm	Cast	15.00 x 8.62	3744	Alum	W1270	13-1564
								3750	Alum	W1270	13-1564
							16.50 x 7.00	3576	Alum	W1270	13-1564
								3600A	Alum	W1270	13-1564
							16.50 x 8.00	3782	Alum	W1270	13-1564
								16.50 x 8.62	3807	Alum	W1270
3807A	Alum	W1270	13-1564								
HT818K	HM212011	653	Hub	10	287.75mm	Cast	16.50 x 7.00	3576	Stl	W1327	13-1577
									Alum	W1160	13-1576
								3600A	Stl	W1327	13-1577
			Alum	W1160	13-1576						
HT821J	HM518410	HM518410	Hub	10	287.75mm	Cast	15.00 x 8.62	3744	Stl	W1164	13-1567
									Alum	W1270	13-1564
							3750	Stl	W1164	13-1567	
								Alum	W1270	13-1564	
							16.50 x 7.00	3576	Stl	W1164	13-1567
									Alum	W1270	13-1564
							3600A	Stl	W1164	13-1567	
								Alum	W1270	13-1564	
							16.50 x 8.00	3782	Stl	W1164	13-1567
									Alum	W1270	13-1564
16.50 x 8.62	3807	Stl	W1164	13-1567							
		Alum	W1270	13-1564							
3807A	Stl	W1164	13-1567								
	Alum	W1270	13-1564								

Motor Wheel

87336	HM212011	HM218210	Stud	10	11.25	Cent	15.00 x 7.00	87128	Stl or Alum	87319/20	13-1121R/L
							16.50 x 7.00	87101	Stl or Alum	87319/20	13-1121R/L
							16.50 x 8.62	87615	Stl or Alum	87319/20	13-1121R/L
87433	HM212011	653	Stud	10	11.25	Cent	15.00 x 7.00	87128	Stl or Alum	87319/20	13-1121R/L
							16.50 x 7.00	87101	Stl or Alum	87319/20	13-1121R/L
88332	HM212011	HM218210	Stud	10	11.25	Cent	15.00 x 7.00	87128	Stl or Alum	87319/20	13-1121R/L
							16.50 x 7.00	87101	Stl or Alum	87319/20	13-1121R/L
							16.50 x 8.62	87615	Stl or Alum	87319/20	13-1121R/L
89161	HM212011	653	Stud	10	11.25	Cent	16.50 x 7.00	87101	Stl or Alum	87319/20	13-1121R/L

Trailer Axle Applications

Catalog 213

Trailer Axle Applications

Hub No.	Outer Cup	Inner Cup	Wheel Pilot	No Studs	Bolt Circle	Drum Type	Brake Size	Drum No.	Wheel Type	OEM Stud No.	Part No.
Motor Wheel <i>Continued</i>											
89170	HM518410	HM518410	Stud	10	11.25	Cent	16.50 x 7.00	87101	Stl or Alum	87319/20	13-1121R/L
							16.50 x 8.62	87615	Stl or Alum	87319/20	13-1121R/L
89402	HM518410	HM518410	Hub	8	275mm	Cent	16.50 x 7.00	88797	Stl Stl or Alum	88836 88799	13-1562 13-1560
							16.50 x 8.62	89571	Stl Stl or Alum	88836 88799	13-1562 13-1560
89426	HM212011	HM218210	Hub	8	275mm	Cent	16.50 x 7.00	88797	Stl Stl or Alum	88836 88799	13-1562 13-1560
							16.50 x 8.62	89571	Stl Stl or Alum	88836 88799	13-1562 13-1560
89777	HM212011	HM218210	Hub	8	275mm	Cent	16.50 x 7.00	88797	Stl Stl or Alum	89983 89774	13-1590 13-1592
							16.50 x 8.62	89571	Stl or Alum	89774	13-1592
89866	HM518410	HM518410	Hub	8	275mm	Cent	16.50 x 7.00	88797	Stl Stl or Alum	89983 89774	13-1590 13-1592
							16.50 x 8.62	89571	Stl or Alum	89774	13-1592
89991	HM212011	653	Hub	8	275mm	Cent	16.50 x 7.00	88797	Stl or Alum	89774	13-1592
90105	HM212011	HM218210	Hub	10	287.75mm	Cent	15.00 x 7.00	90148	Stl or Alum	89774	13-1592
			Stud	10	11.25	Cent	15.00 x 7.00	90148	Stl or Alum	90441/2	—
							16.50 x 7.00	89996	Stl or Alum	90441/2	—
90472	HM518410	HM518410	Hub	10	287.75mm	Cent	16.50 x 7.00	89996	Stl or Alum	89774	13-1592
			Stud	10	11.25	Cent	16.50 x 7.00	89996	Stl or Alum	90441/2	—
90490	HM212011	HM218210	Hub	10	287.75mm	Cent	15.00 x 7.00	90148	Stl or Alum	88799	13-1560
							16.50 x 7.00	89996	Stl or Alum	88799	13-1560
			Stud	10	11.25	Cent	15.00 x 7.00	90148	Stl or Alum	90114/5	13-1558R/L
							16.50 x 7.00	89996	Stl or Alum	90114/5	13-1558R/L
90531	HM518410	HM518410	Hub	10	287.75mm	Cent	16.50 x 7.00	89996	Stl or Alum	88799	13-1560
			Stud	10	11.25	Cent	16.50 x 7.00	89996	Stl or Alum	90114/5	13-1558R/L
Webb											
1001	HM212011	HM218210	Stud	10	11.25	Cast	15.00 x 7.00	61547	Stl Alum	139902/13 195694/3	13-1004R/L 13-1038R/L
							16.50 x 5.00	64467	Stl Alum	139902/13 195694/3	13-1004R/L 13-1038R/L
							16.50 x 7.00	62200	Stl Alum	139902/13 195694/3	13-1004R/L 13-1038R/L
								66200	Stl Alum	139902/13 195694/3	13-1004R/L 13-1038R/L
							16.50 x 8.62	68891	Stl Alum	139902/13 195694/3	13-1004R/L 13-1038R/L
							16.50 x 10.00	67205	Stl Alum	139902/13 195694/3	13-1004R/L 13-1038R/L
						Cent	16.50 x 7.00	67407	Stl Alum	139902/13 195694/3	13-1004R/L 13-1038R/L
1005	HM212011	HM218210	Stud	10	11.25	Cast	16.50 x 5.00	64468	Stl or Alum	195694/3	13-1038R/L
							16.50 x 6.00	66096	Stl or Alum	195694/3	13-1038R/L
							16.50 x 7.00	62200	Stl or Alum	195694/3	13-1038R/L
						Cent (1)	16.50 x 7.00	67407	Stl or Alum	195694/3	13-1038R/L
1006	HM212011	HM218210	Stud	10	11.25	Cast	16.50 x 5.00	64468	Stl or Alum	195694/3	13-1038R/L
							16.50 x 6.00	66096	Stl or Alum	195694/3	13-1038R/L
							16.50 x 7.00	62200	Stl or Alum	195694/3	13-1038R/L
						Cent (1)	16.50 x 7.00	67407	Stl or Alum	195694/3	13-1038R/L

Note (1): Use .36" of flat washers per stud on Centrifuse Drum.

Catalog 213

Trailer Axle Applications

Trailer Axle Applications

Hub No.	Outer Cup	Inner Cup	Wheel Pilot	No Studs	Bolt Circle	Drum Type	Brake Size	Drum No.	Wheel Type	OEM Stud No.	Part No.
Webb <i>Continued</i>											
1020	HM212011	HM218210	Stud	10	11.25	Cast	15.00 x 7.00	61571	Stl Alum	159184/3 100164/3	13-1122R/L 13-1140R/L
							16.50 x 7.00	66853	Stl Alum	159184/3 100164/3	13-1122R/L 13-1140R/L
								66893	Stl Alum	159184/3 100164/3	13-1122R/L 13-1140R/L
							16.50 x 8.62	66815	Stl Alum	159184/3 100164/3	13-1122R/L 13-1140R/L
						16.50 x 10.00	66812	Stl Alum	159184/3 100164/3	13-1122R/L 13-1140R/L	
						Cent	15.00 x 7.00	67128	Stl Alum	198510/21 159184/3	13-1144R/L 13-1122R/L
							16.50 x 7.00	67101	Stl Alum	198510/21 159184/3	13-1144R/L 13-1122R/L
							16.50 x 8.62	67615	Stl Alum	198510/21 159184/3	13-1144R/L 13-1122R/L
1051	HM212011	HM218210	Stud	10	8.75	Cast	12.25 x 5.50	63630	Stl or Alum	139902/13	13-1004R/L
							12.25 x 7.50	63631	Stl or Alum	139902/13	13-1004R/L
1056	HM212011	HM218210	Stud	6	8.75	Cast	12.25 x 5.50	63634	Stl or Alum	139902/13	13-1004R/L
							12.25 x 7.50	63635	Stl or Alum	139902/13	13-1004R/L
1099	HM212011	HM218210	Stud	10	11.25	Cast	15.00 x 7.00	61571	Stl or Alum	102194/3	13-1155R/L
							16.50 x 7.00	66853	Stl or Alum	102194/3	13-1155R/L
								66893	Stl or Alum	102194/3	13-1155R/L
							16.50 x 8.62	66815	Stl or Alum	102194/3	13-1155R/L
						Cent	16.50 x 10.00	66812	Stl or Alum	102194/3	13-1155R/L
							15.00 x 7.00	67128	Stl or Alum	102192/1	13-1154R/L
							16.50 x 7.00	67101	Stl or Alum	102192/1	13-1154R/L
							16.50 x 8.62	67615	Stl or Alum	102192/1	13-1154R/L
1220	HM212011	653	Stud	10	11.25	Cast	15.00 x 7.00	61571	Stl Alum	159184/3 100164/3	13-1122R/L 13-1140R/L
							16.50 x 7.00	66853	Stl Alum	159184/3 100164/3	13-1122R/L 13-1140R/L
								66893	Stl Alum	159184/3 100164/3	13-1122R/L 13-1140R/L
							16.50 x 8.62	66815	Stl Alum	159184/3 100164/3	13-1122R/L 13-1140R/L
							16.50 x 10.00	66812	Stl Alum	159184/3 100164/3	13-1122R/L 13-1140R/L
						Cent	15.00 x 7.00	67128	Stl Alum	198510/21 159184/3	13-1144R/L 13-1122R/L
							16.50 x 7.00	67101	Stl Alum	198510/21 159184/3	13-1144R/L 13-1122R/L
								67615	Stl Alum	198510/21 159184/3	13-1144R/L 13-1122R/L
							16.50 x 8.62				

Trailer Axle Applications

Catalog 213

Trailer Axle Applications

Hub No.	Outer Cup	Inner Cup	Wheel Pilot	No Studs	Bolt Circle	Drum Type	Brake Size	Drum No.	Wheel Type	OEM Stud No.	Part No.	
Webb <i>Continued</i>												
1221	HM212011	653	Stud	10	11.25	Cast	15.00 x 7.00	61547	Stl Alum	139902/13 195694/3	13-1004R/L 13-1038R/L	
							16.50 x 5.00	64467	Stl Alum	139902/13 195694/3	13-1004R/L 13-1038R/L	
							16.50 x 7.00	62200	Stl Alum	139902/13 195694/3	13-1004R/L 13-1038R/L	
								66200	Stl Alum	139902/13 195694/3	13-1004R/L 13-1038R/L	
							16.50 x 8.62	68891	Stl Alum	139902/13 195694/3	13-1004R/L 13-1038R/L	
							16.50 x 10.00	67205	Stl Alum	139902/13 195694/3	13-1004R/L 13-1038R/L	
						Cent (1)	16.50 x 7.00	67407	Stl Alum	139902/13 195694/3	13-1004R/L 13-1038R/L	
1251	HM212011	653	Stud	10	8.75	Cast	12.25 x 5.50	63630	Stl	139902/13	13-1004R/L	
							12.25 x 7.50	63631	Stl	139902/13	13-1004R/L	
1256	HM212011	653	Stud	6	8.75	Cast	12.25 x 5.50	63634	Stl	139902/13	13-1004R/L	
							12.25 x 7.50	63635	Stl	139902/13	13-1004R/L	
1320	HM518410	HM518410	Stud	10	11.25	Cast	16.50 x 7.00	66853	Stl Alum	159184/3 100164/3	13-1122R/L 13-1140R/L	
								66893	Stl Alum	159184/3 100164/3	13-1122R/L 13-1140R/L	
								66815	Stl Alum	159184/3 100164/3	13-1122R/L 13-1140R/L	
							16.50 x 8.62	66812	Stl Alum	159184/3 100164/3	13-1122R/L 13-1140R/L	
								Cent	15.00 x 7.00	67128	Stl Alum	198510/21 159184/3
							16.50 x 7.00		67101	Stl Alum	198510/21 159184/3	13-1144R/L 13-1122R/L
						16.50 x 8.62	67615		Stl Alum	198510/21 159184/3	13-1144R/L 13-1122R/L	
1329	HM518410	HM518410	Stud	10	11.25	Cast	—	N/A	Stl or Alum	100255/4	13-2376R/L	
						Cent	—	N/A	Stl Alum	100013/2 100255/4	13-2372R/L 13-2376R/L	
1331	HM518410	HM518410	Stud	10	11.25	Cast	15.00 x 7.00	61598	Stl or Alum	183102/1	13-1017R/L	
							16.50 x 7.00	68730	Stl or Alum	183102/1	13-1017R/L	
							16.50 x 8.62	68927	Stl or Alum	183102/1	13-1017R/L	
						Cent (2)	16.50 x 7.00	67101	Stl or Alum	183102/1	13-1017R/L	
1391	HM518410	HM518410	Stud	10	11.25	Cast	15.00 x 7.00	61571	Stl or Alum	100255/4	13-2376R/L	
							16.50 x 7.00	66853	Stl or Alum	100255/4	13-2376R/L	
								66893	Stl or Alum	100255/4	13-2376R/L	
								66815	Stl or Alum	100255/4	13-2376R/L	
							16.50 x 10.00	66812	Stl or Alum	100255/4	13-2376R/L	
							Cent	15.00 x 7.00	67128	Stl Alum	100013/2 100255/4	13-2372R/L 13-2376R/L
						16.50 x 7.00		67101	Stl Alum	100013/2 100255/4	13-2372R/L 13-2376R/L	
16.50 x 8.62	67615	Stl Alum	100013/2 100255/4	13-2372R/L 13-2376R/L								

Note (1): Use .36" of flat washers per stud on Centrifuse Drum.

Note (2): Use .18" of flat washers per stud on Centrifuse Drum.

Catalog 213

Trailer Axle Applications

Trailer Axle Applications

Hub No.	Outer Cup	Inner Cup	Wheel Pilot	No Studs	Bolt Circle	Drum Type	Brake Size	Drum No.	Wheel Type	OEM Stud No.	Part No.							
Webb <i>Continued</i>																		
2023	HM212011	HM218210	Hub	10	287.75mm	Cast	15.00 x 7.00	61577	Stl 1Stl/1Alum Alum	101162 101160 101160	13-1571 13-1572 13-1572							
								15.00 x 8.62	61988	Stl 1Stl/1Alum Alum	101162 101160 101160	13-1571 13-1572 13-1572						
									61991	Stl 1Stl/1Alum Alum	101162 101160 101160	13-1571 13-1572 13-1572						
							16.50 x 7.00	66864	Stl 1Stl/1Alum Alum	101162 101160 101160	13-1571 13-1572 13-1572							
								66884	Stl 1Stl/1Alum Alum	101162 101160 101160	13-1571 13-1572 13-1572							
							16.50 x 8.00	66800	Stl 1Stl/1Alum Alum	101162 101160 101160	13-1571 13-1572 13-1572							
								16.50 x 8.62	66854	Stl 1Stl/1Alum Alum	101162 101160 101160	13-1571 13-1572 13-1572						
							16.50 x 10.00		66871	Stl 1Stl/1Alum Alum	101162 101160 101160	13-1571 13-1572 13-1572						
								Cent	16.50 x 7.00	69996	Stl 1Stl/1Alum Alum	101164 101162 101161	13-1570 13-1571 13-1569					
							67486			Stl 1Stl/1Alum Alum	101164 101162 101161	13-1570 13-1571 13-1569						
							Stud	10	11.25	Cast	15.00 x 7.00	61577	Stl Alum	101172/3 101174/5	13-1273R/L 13-1274R/L			
												15.00 x 8.62	61988	Stl Alum	101172/3 101174/5	13-1273R/L 13-1274R/L		
			61991	Stl Alum	101172/3 101174/5	13-1273R/L 13-1274R/L												
			16.50 x 7.00	66864	Stl Alum	101172/3 101174/5					13-1273R/L 13-1274R/L							
				66884	Stl Alum	101172/3 101174/5					13-1273R/L 13-1274R/L							
			16.50 x 8.00	66800	Stl Alum	101172/3 101174/5					13-1273R/L 13-1274R/L							
				16.50 x 8.62	66854	Stl Alum					101172/3 101174/5	13-1273R/L 13-1274R/L						
			16.50 x 10.00		66871	Stl Alum					101172/3 101174/5	13-1273R/L 13-1274R/L						
				Cent	16.50 x 7.00	69996					Stl Alum	101170/1 101172/3	13-1272R/L 13-1273R/L					
			67486			Stl Alum					101170/1 101172/3	13-1272R/L 13-1273R/L						
			2027	HM212011	HM218210	Hub					8	275mm	Cast	12.25 x 7.50	63680	Stl Alum	101162 101160	13-1571 13-1572

Trailer Axle Applications

Catalog 213

Trailer Axle Applications

Hub No.	Outer Cup	Inner Cup	Wheel Pilot	No Studs	Bolt Circle	Drum Type	Brake Size	Drum No.	Wheel Type	OEM Stud No.	Part No.
Webb <i>Continued</i>											
2028	HM212011	HM218210	Hub	8	275mm	Cast	15.00 x 7.00	61576	Stl 1Stl/1Alum Alum	101162 101160 101160	13-1571 13-1572 13-1572
							15.00 x 8.62	61989	Stl 1Stl/1Alum Alum	101162 101160 101160	13-1571 13-1572 13-1572
								61999	Stl 1Stl/1Alum Alum	101162 101160 101160	13-1571 13-1572 13-1572
							16.50 x 7.00	66875	Stl 1Stl/1Alum Alum	101162 101160 101160	13-1571 13-1572 13-1572
						Cent	16.50 x 7.00	68797	Stl 1Stl/1Alum Alum	101164 101162 101161	13-1570 13-1571 13-1569
							16.50 x 8.62	69571	Stl 1Stl/1Alum Alum	101164 101162 101161	13-1570 13-1571 13-1569
2033	HM212011	HM218210	Hub	10	335mm	Cast	16.50 x 5.00	66350	Stl 1Stl/1Alum Alum	101162 101160 101160	13-1571 13-1572 13-1572
						Cast	16.50 x 7.00	66250	Stl 1Stl/1Alum Alum	101162 101160 101160	13-1571 13-1572 13-1572
						Cast	16.50 x 7.00	66251	Stl 1Stl/1Alum Alum	101162 101160 101160	13-1571 13-1572 13-1572
						Cast	16.50 x 8.62	66258	Stl 1Stl/1Alum Alum	101162 101160 101160	13-1571 13-1572 13-1572

Catalog 213

Trailer Axle Applications

Trailer Axle Applications

Hub No.	Outer Cup	Inner Cup	Wheel Pilot	No Studs	Bolt Circle	Drum Type	Brake Size	Drum No.	Wheel Type	OEM Stud No.	Part No.			
Webb <i>Continued</i>														
2091	HM212011	HM218210	Hub	10	287.75mm	Cast	15.00 x 7.00	61577	Stl 1Stl/1Alum Alum	102188 102189 102190	13-1544 13-1545 13-1546			
								16.50 x 5.00	66985	Stl 1Stl/1Alum Alum	102188 102189 102190	13-1544 13-1545 13-1546		
									16.50 x 7.00	66864	Stl 1Stl/1Alum Alum	102188 102189 102190	13-1544 13-1545 13-1546	
							66884	Stl 1Stl/1Alum Alum		102188 102189 102190	13-1544 13-1545 13-1546			
								16.50 x 8.62	66854	Stl 1Stl/1Alum Alum	102188 102189 102190	13-1544 13-1545 13-1546		
							Cent		16.50 x 7.00	69996	Stl 1Stl/1Alum Alum	102188 102189 102190	13-1544 13-1545 13-1546	
								16.50 x 8.62		67486	Stl 1Stl/1Alum Alum	102188 102189 102190	13-1544 13-1545 13-1546	
									Cast	11.25	15.00 x 7.00	61577	Stl or Alum	102194/3
								66985				Stl or Alum	102194/3	13-1155R/L
							66864	Stl or Alum				102194/3	13-1155R/L	
						66884	Stl or Alum	102194/3				13-1155R/L		
						Cent	16.50 x 7.00	66854	Stl or Alum	102194/3	13-1155R/L			
								69996	Stl Alum	102192/1 102194/5	13-1154R/L 13-1155R/L			
						16.50 x 8.62	67486	Stl Alum	102192/1 102194/5	13-1154R/L 13-1155R/L				
2099	HM212011	HM218210	Hub	8	275mm		Cast	15.00 x 7.00	61576	Stl 1Stl/1Alum Alum	102188 102189 102190	13-1544 13-1545 13-1546		
						16.50 x 7.00			66875	Stl 1Stl/1Alum Alum	102188 102189 102190	13-1544 13-1545 13-1546		
									16.50 x 8.62	66816	Stl 1Stl/1Alum Alum	102188 102189 102190	13-1544 13-1545 13-1546	
						Cent	16.50 x 7.00	68797	Stl 1Stl/1Alum Alum	102188 102189 102190	13-1544 13-1545 13-1546			
								16.50 x 8.62	69571	Stl 1Stl/1Alum Alum	102188 102189 102190	13-1544 13-1545 13-1546		
									2321	HM518410	HM518410	Hub	10	287.75mm
Cent	—	N/A	Stl 1Stl/1Alum Alum	101151 101150 101150	13-1590 13-1591 13-1591									

Trailer Axle Applications

Catalog 213

Trailer Axle Applications

Hub No.	Outer Cup	Inner Cup	Wheel Pilot	No Studs	Bolt Circle	Drum Type	Brake Size	Drum No.	Wheel Type	OEM Stud No.	Part No.					
Webb <i>Continued</i>																
2323	HM518410	HM518410	Hub	10	287.75mm	Cast	15.00 x 7.00	61577	Stl 1Stl/1Alum Alum	101162 101160 101160	13-1571 13-1572 13-1572					
								15.00 x 8.62	61988	Stl 1Stl/1Alum Alum	101162 101160 101160	13-1571 13-1572 13-1572				
									61991	Stl 1Stl/1Alum Alum	101162 101160 101160	13-1571 13-1572 13-1572				
							16.50 x 7.00	66864	Stl 1Stl/1Alum Alum	101162 101160 101160	13-1571 13-1572 13-1572					
								66884	Stl 1Stl/1Alum Alum	101162 101160 101160	13-1571 13-1572 13-1572					
							16.50 x 8.00	66800	Stl 1Stl/1Alum Alum	101162 101160 101160	13-1571 13-1572 13-1572					
							16.50 x 8.62	66854	Stl 1Stl/1Alum Alum	101162 101160 101160	13-1571 13-1572 13-1572					
							Cent	16.50 x 7.00	69996	Stl 1Stl/1Alum Alum	101164 101162 101161	13-1570 13-1571 13-1569				
								16.50 x 8.62	67486	Stl 1Stl/1Alum Alum	101164 101162 101161	13-1570 13-1571 13-1569				
							Stud	10	11.25	Cast	15.00 x 7.00	61577	Stl Alum	101172/3 101174/5	13-1273R/L 13-1274R/L	
												15.00 x 8.62	61988	Stl Alum	101172/3 101174/5	13-1273R/L 13-1274R/L
													61991	Stl Alum	101172/3 101174/5	13-1273R/L 13-1274R/L
											16.50 x 7.00	66864	Stl Alum	101172/3 101174/5	13-1273R/L 13-1274R/L	
												66884	Stl Alum	101172/3 101174/5	13-1273R/L 13-1274R/L	
			16.50 x 8.00	66800	Stl Alum	101172/3 101174/5					13-1273R/L 13-1274R/L					
			16.50 x 8.62	66854	Stl Alum	101172/3 101174/5					13-1273R/L 13-1274R/L					
			16.50 x 10.00	66871	Stl Alum	101172/3 101174/5					13-1273R/L 13-1274R/L					
			Cent	16.50 x 7.00	69996	Stl Alum					101170/1 101172/3	13-1272R/L 13-1273R/L				
				16.50 x 8.62	67486	Stl Alum					101170/1 101172/3	13-1272R/L 13-1273R/L				
			2327	HM518410	HM518410	Hub	8	275mm	Cast	12.25 x 7.50	63680	Stl Alum	101162 101160	13-1571 13-1572		

Catalog 213

Trailer Axle Applications

Trailer Axle Applications

Hub No.	Outer Cup	Inner Cup	Wheel Pilot	No Studs	Bolt Circle	Drum Type	Brake Size	Drum No.	Wheel Type	OEM Stud No.	Part No.
Webb <i>Continued</i>											
2328	HM518410	HM518410	Hub	8	275mm	Cast	15.00 x 7.00	61576	Stl 1Stl/1Alum Alum	101162 101160 101160	13-1571 13-1572 13-1572
							15.00 x 8.62	61989	Stl 1Stl/1Alum Alum	101162 101160 101160	13-1571 13-1572 13-1572
								61999	Stl 1Stl/1Alum Alum	101162 101160 101160	13-1571 13-1572 13-1572
							16.50 x 7.00	66875	Stl 1Stl/1Alum Alum	101162 101160 101160	13-1571 13-1572 13-1572
						Cent	16.50 x 7.00	68797	Stl 1Stl/1Alum Alum	101164 101162 101161	13-1570 13-1571 13-1569
							16.50 x 8.62	69571	Stl 1Stl/1Alum Alum	101164 101162 101161	13-1570 13-1571 13-1569
2333	HM518410	HM518410	Hub	10	335mm	Cast	16.50 x 5.00	66350	Stl 1Stl/1Alum Alum	101162 101160 101160	13-1571 13-1572 13-1572
							16.50 x 7.00	66250	Stl 1Stl/1Alum Alum	101162 101160 101160	13-1571 13-1572 13-1572
								66251	Stl 1Stl/1Alum Alum	101162 101160 101160	13-1571 13-1572 13-1572
							16.50 x 8.62	66258	Stl 1Stl/1Alum Alum	101162 101160 101160	13-1571 13-1572 13-1572

Trailer Axle Applications

Catalog 213

Trailer Axle Applications

Hub No.	Outer Cup	Inner Cup	Wheel Pilot	No Studs	Bolt Circle	Drum Type	Brake Size	Drum No.	Wheel Type	OEM Stud No.	Part No.			
Webb <i>Continued</i>														
2343	HM518410	HM518410	Hub	10	287.75mm	Cast	15.00 x 7.00	61577	Stl 1Stl/1Alum Alum	101162 101160 101160	13-1571 13-1572 13-1572			
							15.00 x 8.62	61988	Stl 1Stl/1Alum Alum	101162 101160 101160	13-1571 13-1572 13-1572			
								61991	Stl 1Stl/1Alum Alum	101162 101160 101160	13-1571 13-1572 13-1572			
							16.50 x 7.00	66864	Stl 1Stl/1Alum Alum	101162 101160 101160	13-1571 13-1572 13-1572			
								66884	Stl 1Stl/1Alum Alum	101162 101160 101160	13-1571 13-1572 13-1572			
							16.50 x 8.00	66800	Stl 1Stl/1Alum Alum	101162 101160 101160	13-1571 13-1572 13-1572			
							16.50 x 8.62	66854	Stl 1Stl/1Alum Alum	101162 101160 101160	13-1571 13-1572 13-1572			
						Cent	16.50 x 7.00	69996	Stl 1Stl/1Alum Alum	101164 101162 101161	13-1570 13-1571 13-1569			
							16.50 x 8.62	67486	Stl 1Stl/1Alum Alum	101164 101162 101161	13-1570 13-1571 13-1569			
						Stud	10	11.25	Cast	15.00 x 7.00	61577	Stl Alum	101172/3 101174/5	13-1273R/L 13-1274R/L
										15.00 x 8.62	61988	Stl Alum	101172/3 101174/5	13-1273R/L 13-1274R/L
											61991	Stl Alum	101172/3 101174/5	13-1273R/L 13-1274R/L
										16.50 x 7.00	66864	Stl Alum	101172/3 101174/5	13-1273R/L 13-1274R/L
											66884	Stl Alum	101172/3 101174/5	13-1273R/L 13-1274R/L
			16.50 x 8.00	66800	Stl Alum					101172/3 101174/5	13-1273R/L 13-1274R/L			
			16.50 x 8.62	66854	Stl Alum					101172/3 101174/5	13-1273R/L 13-1274R/L			
			16.50 x 10.00	66871	Stl Alum					101172/3 101174/5	13-1273R/L 13-1274R/L			
			Cent	16.50 x 7.00	69996	Stl Alum	101170/1 101172/3	13-1272R/L 13-1273R/L						
				16.50 x 8.62	67486	Stl Alum	101170/1 101172/3	13-1272R/L 13-1273R/L						

Catalog 213

Trailer Axle Applications

Trailer Axle Applications

Hub No.	Outer Cup	Inner Cup	Wheel Pilot	No Studs	Bolt Circle	Drum Type	Brake Size	Drum No.	Wheel Type	OEM Stud No.	Part No.
Webb <i>Continued</i>											
2349	HM518410	HM518410	Hub	8	275mm	Cast	15.00 x 7.00	61576	Stl 1Stl/1Alum Alum	101151 101150 101150	13-1590 13-1591 13-1591
							16.50 x 7.00	66875	Stl 1Stl/1Alum Alum	101151 101150 101150	13-1590 13-1591 13-1591
							16.50 x 8.62	66816	Stl 1Stl/1Alum Alum	101151 101150 101150	13-1590 13-1591 13-1591
						Cent	16.50 x 7.00	68797	Stl 1Stl/1Alum Alum	101151 101150 101150	13-1590 13-1591 13-1591
							16.50 x 8.62	69571	Stl 1Stl/1Alum Alum	101151 101150 101150	13-1590 13-1591 13-1591
2391	HM518410	HM518410	Hub	10	287.75mm	Cast	15.00 x 7.00	61577	Stl 1Stl/1Alum Alum	101151 101150 101150	13-1590 13-1591 13-1591
							16.50 x 7.00	66864	Stl 1Stl/1Alum Alum	101151 101150 101150	13-1590 13-1591 13-1591
								66884	Stl 1Stl/1Alum Alum	101151 101150 101150	13-1590 13-1591 13-1591
						16.50 x 8.62	66854	Stl 1Stl/1Alum Alum	101151 101150 101150	13-1590 13-1591 13-1591	
						Cent	16.50 x 7.00	69996	Stl 1Stl/1Alum Alum	101151 101150 101150	13-1590 13-1591 13-1591
							16.50 x 8.62	67486	Stl 1Stl/1Alum Alum	101151 101150 101150	13-1590 13-1591 13-1591
2398	HM518410	HM518410	Hub	8	275mm	Cast	15.00 x 7.00	61576	Stl 1Stl/1Alum Alum	101151 101150 101150	13-1590 13-1591 13-1591
							16.50 x 7.00	66875	Stl 1Stl/1Alum Alum	101151 101150 101150	13-1590 13-1591 13-1591
							16.50 x 8.62	66816	Stl 1Stl/1Alum Alum	101151 101150 101150	13-1590 13-1591 13-1591
						Cent	16.50 x 7.00	68797	Stl 1Stl/1Alum Alum	101151 101150 101150	13-1590 13-1591 13-1591
							16.50 x 8.62	69571	Stl 1Stl/1Alum Alum	101151 101150 101150	13-1590 13-1591 13-1591

Trailer Axle Applications

Catalog 213

Trailer Axle Applications

Hub No.	Outer Cup	Inner Cup	Wheel Pilot	No Studs	Bolt Circle	Drum Type	Brake Size	Drum No.	Wheel Type	OEM Stud No.	Part No.	
Webb <i>Continued</i>												
2401	742	752	Hub	10	287.75mm	Cast	16.50 x 7.00	66661	Stl 1Stl/1Alum Alum	101162 101160 101160	13-1571 13-1572 13-1572	
								66884	Stl 1Stl/1Alum Alum	101162 101160 101160	13-1571 13-1572 13-1572	
								16.50 x 8.00	66800	Stl 1Stl/1Alum Alum	101162 101160 101160	13-1571 13-1572 13-1572
									66854	Stl 1Stl/1Alum Alum	101162 101160 101160	13-1571 13-1572 13-1572
									66871	Stl 1Stl/1Alum Alum	101162 101160 101160	13-1571 13-1572 13-1572
								Stud	10	11.25	Cast	16.50 x 7.00
			66884	Stl Alum	101172/3 101174/5	13-1273R/L 13-1274R/L						
			16.50 x 8.00	66800	Stl Alum	101172/3 101174/5	13-1273R/L 13-1274R/L					
			16.50 x 8.62	66854	Stl Alum	101172/3 101174/5	13-1273R/L 13-1274R/L					
			16.50 x 10.00	66871	Stl Alum	101172/3 101174/5	13-1273R/L 13-1274R/L					
			18.00 x 7.00	66664	Stl Alum	101172/3 101174/5	13-1273R/L 13-1274R/L					
			2431	742	752	Hub	10	335mm	Cast	16.50 x 7.00	66250	Stl 1Stl/1Alum Alum
66251	Stl 1Stl/1Alum Alum	101162 101160 101160									13-1571 13-1572 13-1572	
16.50 x 8.62	66258	Stl 1Stl/1Alum Alum									101162 101160 101160	13-1571 13-1572 13-1572
	66259	Stl 1Stl/1Alum Alum									101162 101160 101160	13-1571 13-1572 13-1572
4023	HM212011	HM218210	Hub	10	287.75mm	Cast	15.00 x 8.62	61988	Stl 1Stl/1Alum Alum	101162 101160 101160	13-1571 13-1572 13-1572	
								61991	Stl 1Stl/1Alum Alum	101162 101160 101160	13-1571 13-1572 13-1572	
								16.50 x 7.00	66864	Stl 1Stl/1Alum Alum	101162 101160 101160	13-1571 13-1572 13-1572
									66884	Stl 1Stl/1Alum Alum	101162 101160 101160	13-1571 13-1572 13-1572
							16.50 x 8.00	66800	Stl 1Stl/1Alum Alum	101162 101160 101160	13-1571 13-1572 13-1572	
							16.50 x 8.62	66854	Stl 1Stl/1Alum Alum	101162 101160 101160	13-1571 13-1572 13-1572	

Catalog 213

Trailer Axle Applications

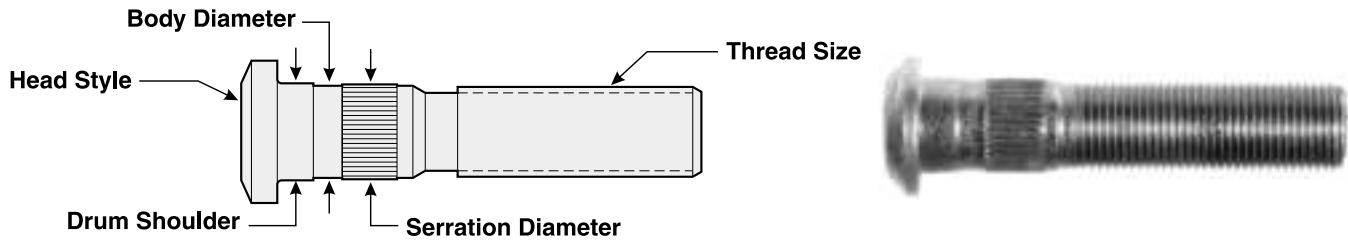
Trailer Axle Applications

Hub No.	Outer Cup	Inner Cup	Wheel Pilot	No Studs	Bolt Circle	Drum Type	Brake Size	Drum No.	Wheel Type	OEM Stud No.	Part No.	
4343	HM518410	HM518410	Hub	10	287.75mm	Cast	15.00 x 7.00	61577	Stl 1Stl/1Alum Alum	101199 101198 101198	13-1574 13-1575 13-1575	
								15.00 x 8.62	61988	Stl 1Stl/1Alum Alum	101199 101198 101198	13-1574 13-1575 13-1575
									61991	Stl 1Stl/1Alum Alum	101199 101198 101198	13-1574 13-1575 13-1575
							16.50 x 7.00	66864	Stl 1Stl/1Alum Alum	101199 101198 101198	13-1574 13-1575 13-1575	
								16.50 x 8.00	66800	Stl 1Stl/1Alum Alum	101199 101198 101198	13-1574 13-1575 13-1575
									16.50 x 8.62	66854	Stl 1Stl/1Alum Alum	101199 101198 101198

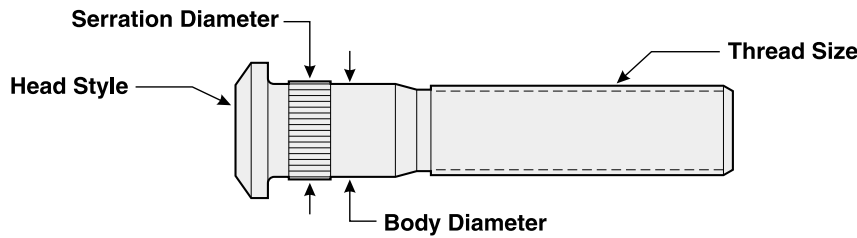
Stud Identification

Catalog 213

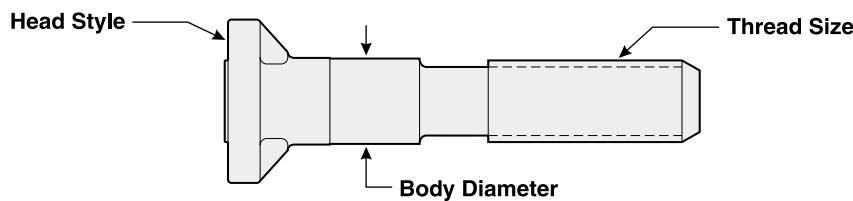
Stud Identification



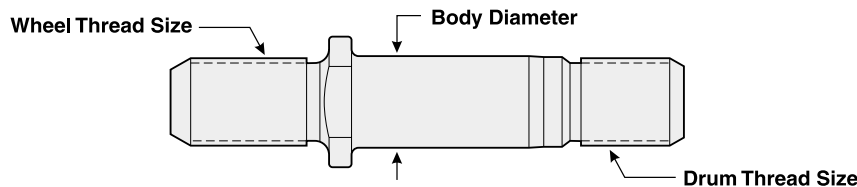
Thread Size	Body Dia.	Drum Shoulder	Serration Dia.	Serrations	Application	Remarks	Page No.
Headed - Standard Thread							
.56-18	.599/.601	.639/.643	.618/.628	29	Ford	Round head	
	.605/.608	None	.618/.625	38	GM	Round head	
	.611/.615	.637/.641	.629/.637	28	GM	Round head	
	.650/.655	None	.673/.683	32	Ford	Round head	
.62-18	.620/.625	None	.682/.692	39	GM/Kelsey	Round head	
	.625/.628	None	.648/.656	30	Ford/Kelsey	Clipped head - 1.12 dia	
			.650/.658	30	Budd	Clipped head - .87 dia	
	.638/.641	.672/.675	.652/.660	39	Budd/Dana	Round head	
	.663/.667	None	.682/.692	43	GM/Kelsey	Round head	
	.675/.679	None	.686/.688	43	GM/Kelsey	Round head	
.68-16	.738/.743	None	.758/.768	44	GM	Round head	
	.746/.749	None	.761/.767	36	GM	Round head	
		.755/.758	.756/.759	48	GM	Round head	
.75-16	.742/.750	None	.870/.880	25	Motor Wheel	Round head	
	.770/.773	None	.810/.820	24	Dayton Walther	Round head	
	.777/.780	None	.810/.820	27	Dayton Walther	Round head	
	.778/.781	None	.802/.810	36	Rockwell	Round head	
	.783/.786	None	.806/.820	30	Con-Met	Round head	
				None	Con-Met	Clipped head	
				30	Gunite	Round head	
	.783/.786	None	.810/.820	36	Budd/Rockwell	Round head	
				36	Budd	Round head	
	.789/.808	.810/.820	36	Budd	Round head		
	.783/.789	None	.810/.820	36	Webb	Round head	
	.876/.879	None	—	None	Budd/Rockwell	Clipped head	
	.887/.890	None	.929/.939	36	Dayton Walther	Round head	
	.908/.912	None	—	None	Con-Met	Clipped head	
.909/.912	None	.940/.950	31	Budd	Round head		
.971/.975	None	.998/1.006	36	Budd/Paccar/Rockwell	Round head		
.973/.977	None	.998/1.006	36	Motor Wheel	Round head		
			36	Webb	Round head		
1.00/1.015	36	Webb	Round head				
.93-12	.971/.975	None	.998/1.006	36	Rockwell	Round head	
1.12-16	1.218/1.222	None	1.244/1.252	42	Gunite	Round head	
			48	Budd/Motor Wheel/Paccar/Rockwell/Webb	Round head		
	1.221/1.225	None	1.233/1.241	77	Con-Met	Round head	



Thread Size	Body Dia.	Drum Shoulder	Serration Dia.	Serrations	Application	Remarks	Page No.	
Headed - Metric Thread								
M22 x 1.5	.886/.889	None	—	None	Walther EMC	Clipped head		
	.887/.890	None	.929/.939	36	Dayton Walther	Round head		
	.900/.904	None	.940/.950	31	Budd	Round head		
	.908/.912	None	—	None	None	Con-Met	Clipped head	
				.929/.937	46	Con-Met	Round head	
	.971/.975	None	1.00/1.015	36	Gunite	Round head		
	.973/.977	None	1.00/1.015	36	Webb	Round head		
	.980/.983	None	—	None	Motor Wheel	Double clipped head		
1.218/1.222	None	1.244/1.252	42	Gumite	Round head			



Thread Size	Body Dia.	Drum Shoulder	Serration Dia.	Serrations	Application	Remarks	Page No.
Lug Head - Standard Thread							
.75-16	.786/.789	.790/.795	—	None	Rockwell	Lug head	

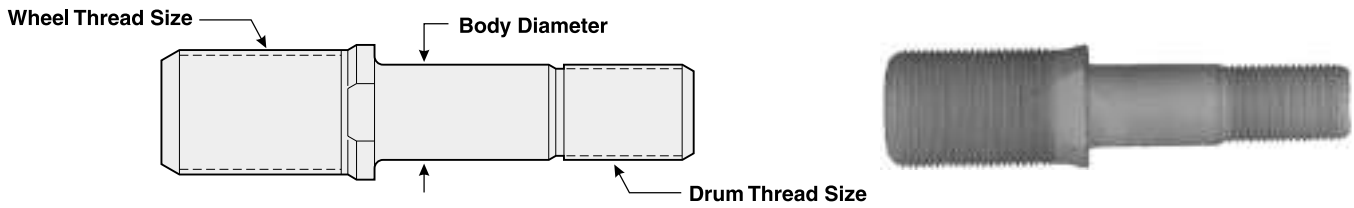


Thread Size Wheel	Body Dia.	Thread Size Drum	Serration Dia.	Serrations	Application	Page No.
Double Threaded w/ Flats Std Thd - Type 1						
.75-16	.783/.786	.75-16	—	None	Budd/Con-Met/Webb	
.93-12	1.010/1.013	1.00-14	—	None	Rockwell	

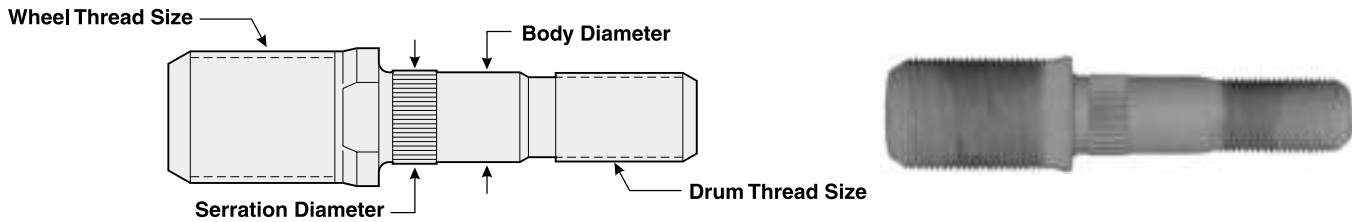
Stud Identification

Catalog 213

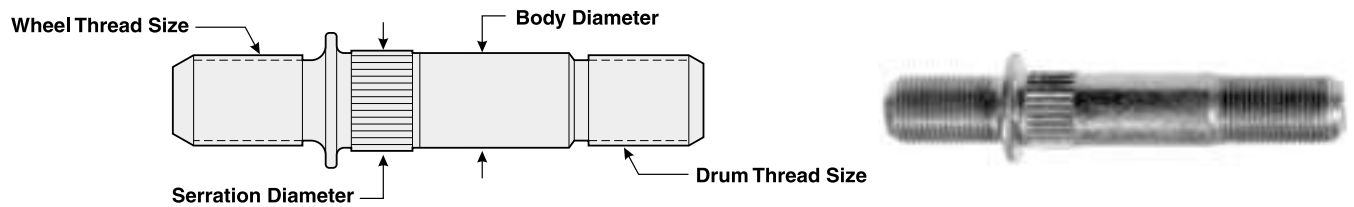
Stud Identification



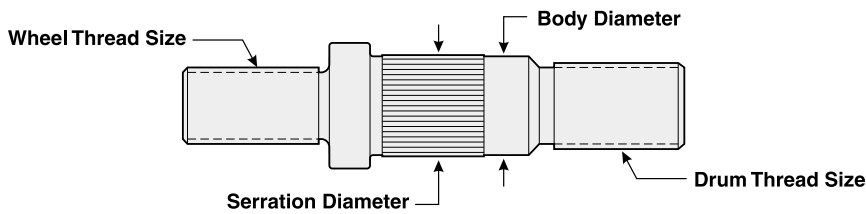
Thread Size Wheel	Body Dia.	Thread Size Drum	Serration Dia.	Serrations	Application	Page No.
Double Threaded w/ Flats Std Thd - Type 2						
1.12-16	.783/.786	.75-16	—	None	Budd	
1.31-12	1.010/1.013	1.00-14		None	Dana	



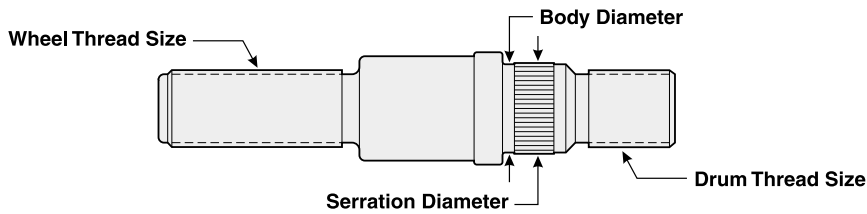
Thread Size Wheel	Body Dia.	Thread Size Drum	Serration Dia.	Serrations	Application	Page No.
Double Threaded w/ Flats Std Thd - Type 3						
1.12-16	.783/.786	.75-16	.810/.820	36	Mack	



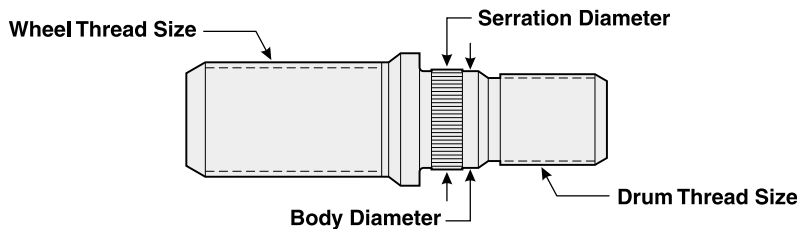
Thread Size Wheel	Body Dia.	Thread Size Drum	Serration Dia.	Serrations	Application	Page No.
Double Threaded w/ Flange Std Thd - Type 1						
.75-16	.778/.781	.75-16	.802/.810	36	Dayton Walther/Gunite/Rockwell	
	.783/.786	.75-16	.802/.810	36	Budd	



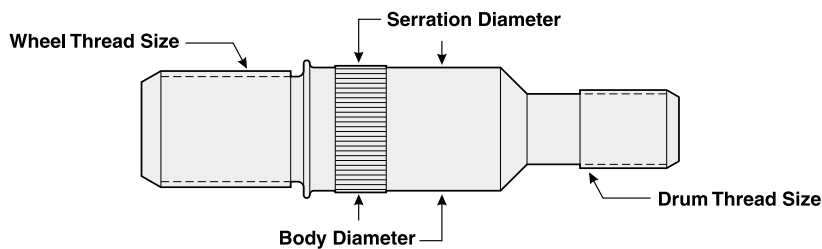
Thread Size Wheel	Body Dia.	Thread Size Drum	Serration Dia.	Serrations	Application	Page No.
Double Threaded w/ Flange Std Thd - Type 2						
.75-16	.971/.975	.87-14	.998/1.006	36	Rockwell	



Thread Size Wheel	Body Dia.	Thread Size Drum	Serration Dia.	Serrations	Application	Page No.
Double Threaded w/ Flange Std Thd - Type 3						
.87-14	.971/.975	.87-14	.998/1.006	36	Rockwell	



Thread Size Wheel	Body Dia.	Thread Size Drum	Serration Dia.	Serrations	Application	Page No.
Double Threaded w/ Flange Std Thd - Type 4						
1.12-16	.971/.975	.87-14	.998/1.006	36	Rockwell	



Thread Size Wheel	Body Dia.	Thread Size Drum	Serration Dia.	Serrations	Application	Page No.
Double Threaded w/ Flange Std Thd - Type 5						
1.12-16	1.218/1.222	.75-16	1.244/1.252	48	Rockwell	

1/2"- 20 Nuts & 9/16"-18 Studs

Catalog 213

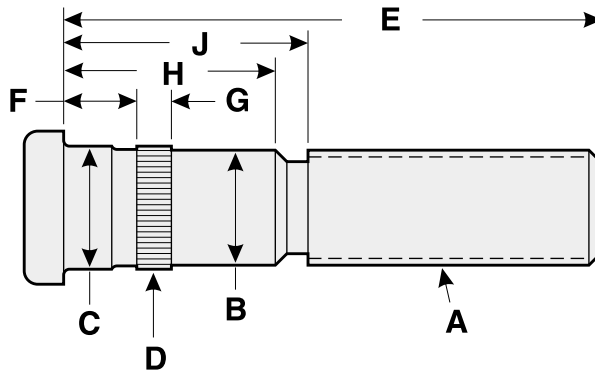
1/2"- 20 Nuts & 9/16"-18 Studs

1/2"- 20 Nuts



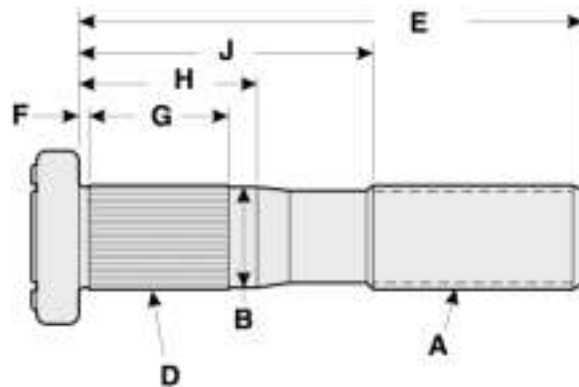
Description	Grade	Thread Size	Hex Size	Height	Part No.
60 Degree Conical Nuts	8	.50-20	.75	.56	13-3043R
			.81	.62	13-3040R

9/16"-18 Studs; Headed



Type 1

Description	Grade	Thread Size (A)	Body Dia. (B)	Drum Shoulder (C)	Serr. Dia. (D)	Serr.	Appl.	Overall Length (E)	To The Serr. (F)	Serr. Length (G)	Shoulder Length (H)	Max To 1st Full Thread (J)	Part No.
Headed Studs	8	.56-18	.599/.601	.639/.643	.618/.628	29	Ford	2.81	.37	.18	1.09	1.28	13-2600R/L



Type 2

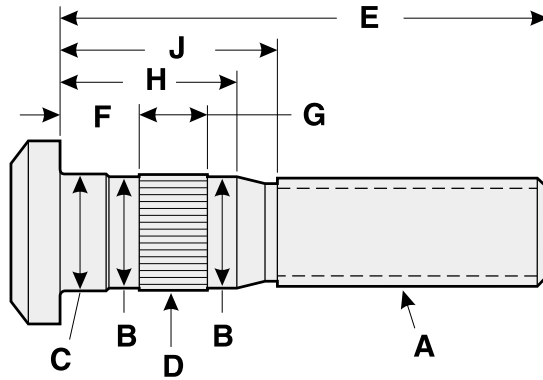
Description	Grade	Thread Size (A)	Body Dia. (B)	Drum Shoulder (C)	Serr. Dia. (D)	Serr.	Appl.	Overall Length (E)	To The Serr. (F)	Serr. Length (G)	Shoulder Length (H)	Max To 1st Full Thread (J)	Part No.
Headed Studs	8	.56-18	.605/.608	None	.618/.625	38	GM	2.50	.06	.84	1.06	1.31	13-2652
								3.00	.06	.84	1.06	1.75	13-2650
								3.50	.06	.84	1.06	1.88	13-2651
								3.60	.06	.84	1.28	1.59	13-2653

Catalog 213

9/16"-18 Studs and Nuts

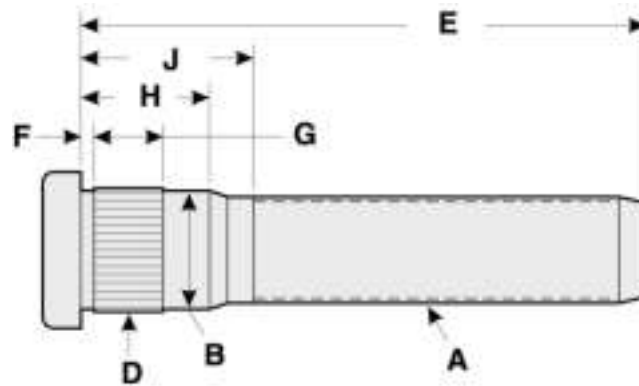
9/16"-18 Studs and Nuts

9/16"-18 Studs; Headed Continued



Type 3

Description	Grade	Thread Size (A)	Body Dia. (B)	Drum Shoulder (C)	Serr. Dia. (D)	Serr.	Appl.	Overall Length (E)	To The Serr. (F)	Serr. Length (G)	Shoulder Length (H)	Max To 1st Full Thread (J)	Part No.
Headed Studs	8	.56-18	.611/.615	.637/.641	.629/.637	28	GM	2.65	.43	.37	.96	1.18	13-2670



Type 4

Description	Grade	Thread Size (A)	Body Dia. (B)	Drum Shoulder (C)	Serr. Dia. (D)	Serr.	Appl.	Overall Length (E)	To The Serr. (F)	Serr. Length (G)	Shoulder Length (H)	Max To 1st Full Thread (J)	Part No.
Headed Studs	8	.56-18	.650/.655	None	.673/.683	32	Ford	3.09	.06	.37	.69	.93	13-2620

9/16"-18 Nuts



Description	Grade	Thread Size	Hex Size	Height	Flange Dia.	Part No.
60 Degree Conical Nuts	8	.56-18	.87	.75	—	13-3046



Description	Grade	Thread Size	Hex Size	Height	Flange Dia.	Part No.
90 Degree Conical Nuts	8	.56-18	1.00	.81	—	13-3041R
			1.06	.62	—	13-3044R



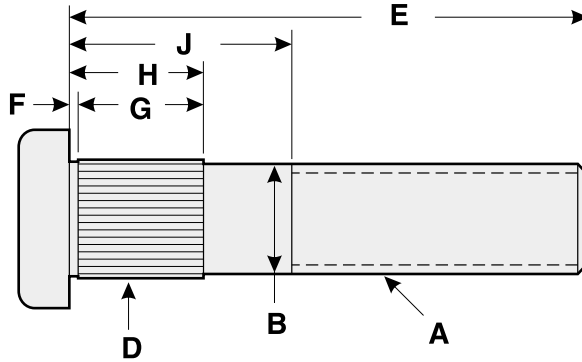
Description	Grade	Thread Size	Hex Size	Height	Flange Dia.	Part No.
2 Piece Flange Nuts	8	.56-18	1.06	1.03	1.59	13-3053

5/8"-18 Studs

Catalog 213

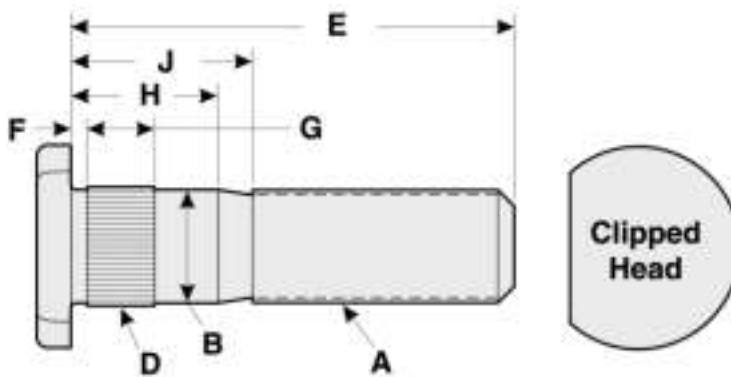
5/8"-18 Studs

5/8"-18 Studs; Headed



Type 1

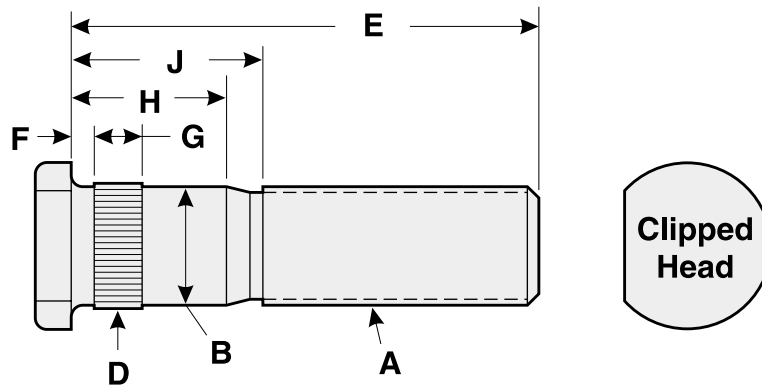
Description	Grade	Thread Size (A)	Body Dia. (B)	Drum Shoulder (C)	Serr. Dia. (D)	Serr.	Appl.	Overall Length (E)	To The Serr. (F)	Serr. Length (G)	Shoulder Length (H)	Max To 1st Full Thread (J)	Part No.
Headed Studs	8	.62-18	.620/.625	None	.682/.692	39	GM/Kelsey	2.93	.04	.71	.75	1.25	13-1903



Type 2

Description	Grade	Thread Size (A)	Body Dia. (B)	Drum Shoulder (C)	Serr. Dia. (D)	Serr.	Appl.	Overall Length (E)	To The Serr. (F)	Serr. Length (G)	Shoulder Length (H)	Max To 1st Full Thread (J)	Part No.
Headed Studs	8	.62-18	.625/.628	None	.648/.656	30	Ford/Kelsey	2.43	.09	.37	.81	1.00	13-2570R

Note: Clipped head - 1.12 dia.

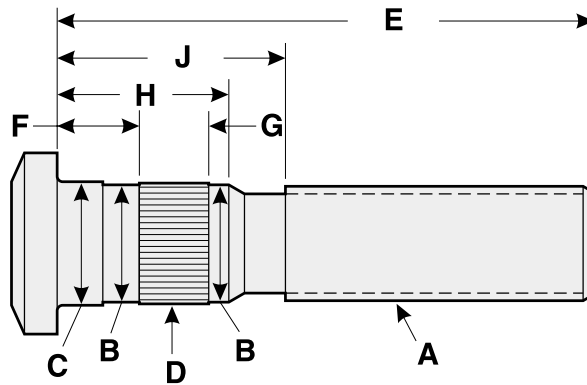


Type 3

Description	Grade	Thread Size (A)	Body Dia. (B)	Drum Shoulder (C)	Serr. Dia. (D)	Serr.	Appl.	Overall Length (E)	To The Serr. (F)	Serr. Length (G)	Shoulder Length (H)	Max To 1st Full Thread (J)	Part No.
Headed Studs	8	.62-18	.625/.628	None	.650/.658	30	Budd	2.43	.12	.25	.81	1.00	13-2561R

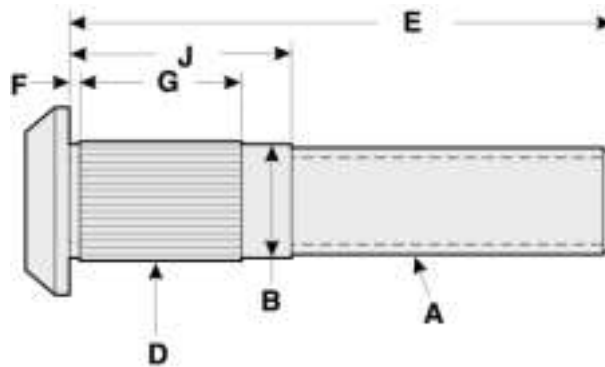
Note: Clipped head - .87 dia.

5/8"-18 Studs; Headed Continued



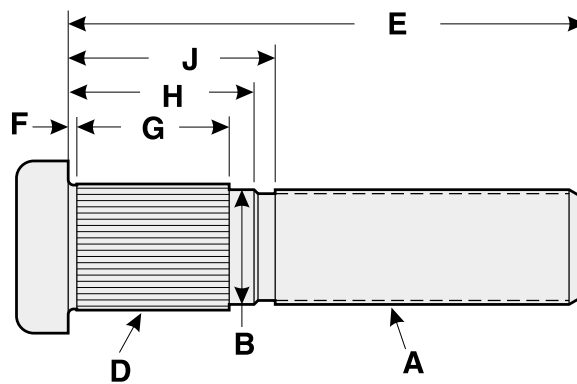
Type 4

Description	Grade	Thread Size (A)	Body Dia. (B)	Drum Shoulder (C)	Serr. Dia. (D)	Serr.	Appl.	Overall Length (E)	To The Serr. (F)	Serr. Length (G)	Shoulder Length (H)	Max To 1st Full Thread (J)	Part No.
Headed Studs	8	.62-18	.638/.641	.672/.675	.652/.660	39	Budd/Dana	2.93	.46	.37	.94	1.25	13-2551R



Type 5

Description	Grade	Thread Size (A)	Body Dia. (B)	Drum Shoulder (C)	Serr. Dia. (D)	Serr.	Appl.	Overall Length (E)	To The Serr. (F)	Serr. Length (G)	Shoulder Length (H)	Max To 1st Full Thread (J)	Part No.
Headed Studs	8	.62-18	.663/.667	None	.682/.692	43	GM/Kelsey	3.15	.06	.93	1.25	1.28	13-1905



Type 6

Description	Grade	Thread Size (A)	Body Dia. (B)	Drum Shoulder (C)	Serr. Dia. (D)	Serr.	Appl.	Overall Length (E)	To The Serr. (F)	Serr. Length (G)	Shoulder Length (H)	Max To 1st Full Thread (J)	Part No.
Headed Studs	8	.62-18	.675/.679	None	.686/.688	43	GM/Kelsey	2.81	.06	.84	1.00	1.12	13-1902

5/8"-18 Nuts & 11/16"-16 Studs

Catalog 213

5/8"-18 Nuts & 11/16"-16 Studs

5/8"-18 Nuts



Description	Thread Size	Hex Size	Height	Flange Dia.	Part No.
90 Degree Conical Nuts	.62-18	1.00	.65	—	13-3042R

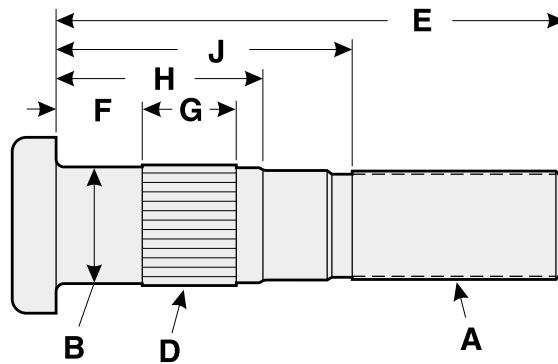


Description	Thread Size	Hex Size	Height	Flange Dia.	Part No.
1 Piece Flange Nuts	.62-18	1.12	1.06	1.62	13-3047R



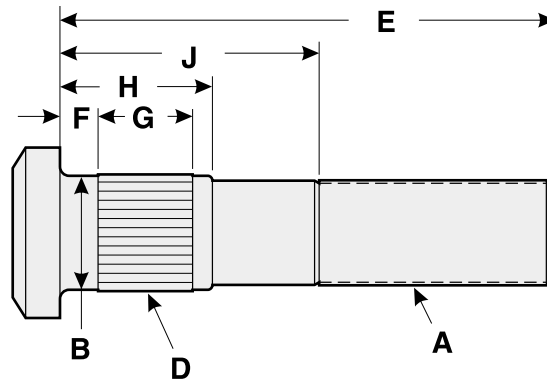
Description	Thread Size	Hex Size	Height	Flange Dia.	Part No.
2 Piece Flange Nuts	.62-18	1.06	.81	1.62	13-3051

11/16"-16 Studs; Headed



Type 1

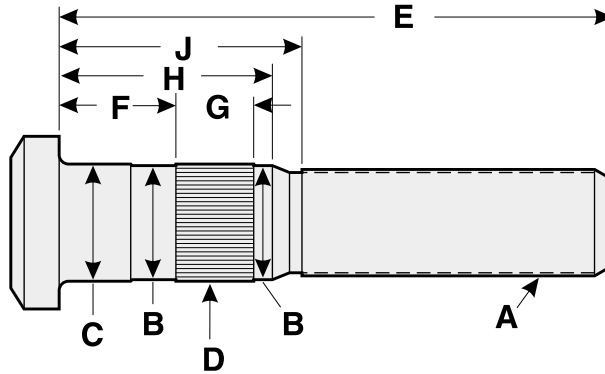
Description	Grade	Thread Size (A)	Body Dia. (B)	Drum Shoulder (C)	Serr. Dia. (D)	Serr.	Appl.	Overall Length (E)	To The Serr. (F)	Serr. Length (G)	Shoulder Length (H)	Max To 1st Full Thread (J)	Part No.
Headed Studs	8	.68-16	.738/.743	None	.758/.768	44	GM	3.25	.56	.59	1.31	1.87	13-2003



Type 2

Description	Grade	Thread Size (A)	Body Dia. (B)	Drum Shoulder (C)	Serr. Dia. (D)	Serr.	Appl.	Overall Length (E)	To The Serr. (F)	Serr. Length (G)	Shoulder Length (H)	Max To 1st Full Thread (J)	Part No.
Headed Studs	8	.68-16	.746/.749	None	.761/.767	36	GM	2.62	.25	.62	1.00	1.62	13-2001
								3.25	.25	.62	1.00	1.71	13-2002
									.37	.62	1.12	1.81	13-2007

11/16"-16 Studs; Headed Continued



Type 3

Description	Grade	Thread Size (A)	Body Dia. (B)	Drum Shoulder (C)	Serr. Dia. (D)	Serr.	Appl.	Overall Length (E)	To The Serr. (F)	Serr. Length (G)	Shoulder Length (H)	Max To 1st Full Thread (J)	Part No.
Headed Studs	8	.68-16	.746/.749	.755/.758	.756/.759	48	GM	3.56	.75	.50	1.37	1.56	13-2006

11/16"-16 Nuts



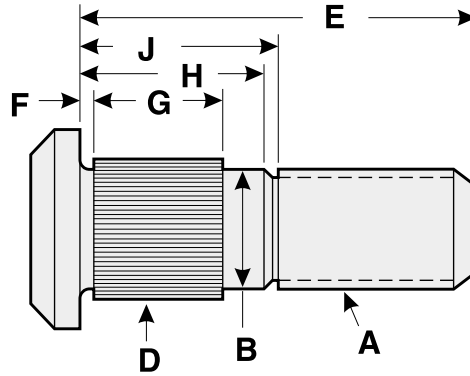
Description	Thread Size	Hex Size	Height	Flange Dia.	Appl.	Part No.
1 Piece Flange Nuts	.68-16	1.12	1.06	1.50	GM	13-3004

3/4"-16 Studs

Catalog 213

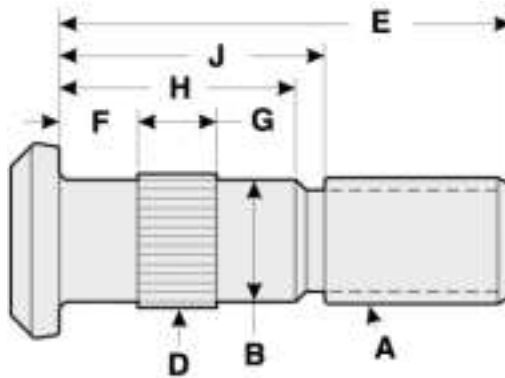
3/4"-16 Studs

3/4"-16 Studs; Headed



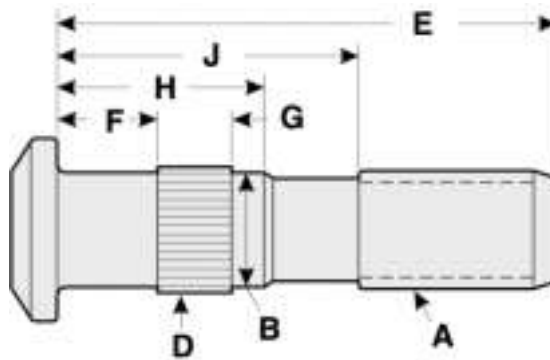
Type 1

Description	Grade	Thread Size (A)	Body Dia. (B)	Drum Shoulder (C)	Serr. Dia. (D)	Serr.	Appl.	Overall Length (E)	To The Serr. (F)	Serr. Length (G)	Shoulder Length (H)	Max To 1st Full Thread (J)	Part No.
Headed Studs	8	.75-16	.742/.750	None	.870/.880	25	Motor Wheel	2.50	.06	.84	1.15	1.25	13-1182R/L



Type 2

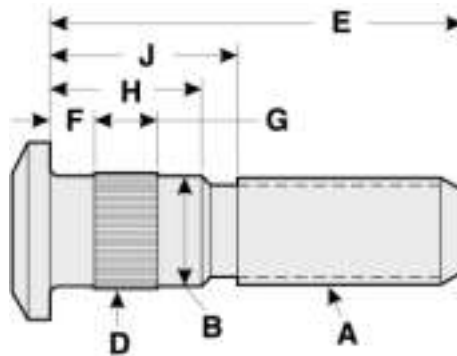
Description	Grade	Thread Size (A)	Body Dia. (B)	Drum Shoulder (C)	Serr. Dia. (D)	Serr.	Appl.	Overall Length (E)	To The Serr. (F)	Serr. Length (G)	Shoulder Length (H)	Max To 1st Full Thread (J)	Part No.
Headed Studs	8	.75-16	.770/.773	None	.810/.820	24	Dayton Walther	2.87	.50	.50	1.50	1.68	13-1168R/L



Type 3

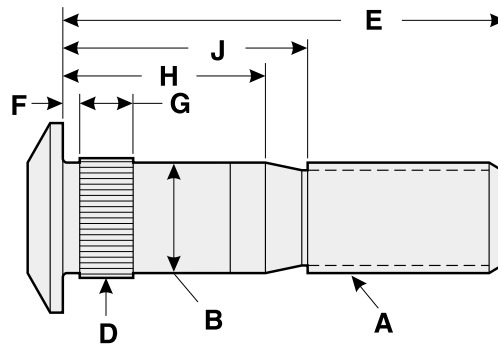
Description	Grade	Thread Size (A)	Body Dia. (B)	Drum Shoulder (C)	Serr. Dia. (D)	Serr.	Appl.	Overall Length (E)	To The Serr. (F)	Serr. Length (G)	Shoulder Length (H)	Max To 1st Full Thread (J)	Part No.
Headed Studs	8	.75-16	.777/.780	None	.810/.820	27	Dayton Walther	3.37	.68	.50	1.40	2.04	13-1173R/L
								3.84	.75	.50	2.34	2.56	13-1176R/L

3/4"-16 Studs; Headed Continued



Type 4

Description	Grade	Thread Size (A)	Body Dia. (B)	Drum Shoulder (C)	Serr. Dia. (D)	Serr.	Appl.	Overall Length (E)	To The Serr. (F)	Serr. Length (G)	Shoulder Length (H)	Max To 1st Full Thread (J)	Part No.
Headed Studs	8	.75-16	.778/.781	None	.802/.810	36	Rockwell	2.87	.31	.43	1.06	1.31	13-1143R/L



Type 5

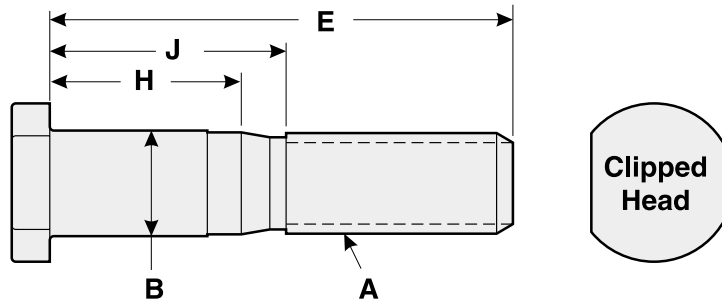
Description	Grade	Thread Size (A)	Body Dia. (B)	Drum Shoulder (C)	Serr. Dia. (D)	Serr.	Appl.	Overall Length (E)	To The Serr. (F)	Serr. Length (G)	Shoulder Length (H)	Max To 1st Full Thread (J)	Part No.
Headed Studs	8	.75-16	.783/.786	None	.806/.820	30	Con-Met	2.78	.12	.37	1.06	1.40	13-1154R/L
								3.03	.12	.37	1.06	1.40	13-1155R/L
								3.15	.12	.37	1.43	1.75	13-1156R/L
								3.40	.12	.37	1.43	1.78	13-1157R/L
								3.78	.12	.37	1.43	1.90	13-1158R/L

3/4"-16 Studs

Catalog 213

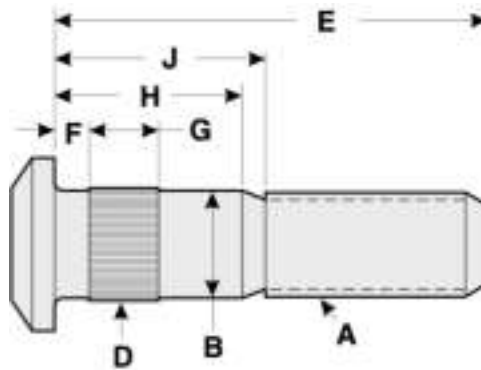
3/4"-16 Studs

3/4"-16 Studs; Headed Continued



Type 6

Description	Grade	Thread Size (A)	Body Dia. (B)	Drum Shoulder (C)	Serr. Dia. (D)	Serr.	Appl.	Overall Length (E)	To The Serr. (F)	Serr. Length (G)	Shoulder Length (H)	Max To 1st Full Thread (J)	Part No.						
Headed Studs	8	.75-16	.783/.786	None	None	None	Con-Met	3.15	—	—	1.40	1.71	13-2372R/L						
								Note: Clipped head						3.25	—	—	1.53	1.87	13-2374R/L
								Note: Clipped head						3.40	—	—	1.40	1.75	13-2376R/L
								Note: Clipped head						3.53	—	—	1.56	2.00	13-2375R/L
								Note: Clipped head						3.78	—	—	1.87	2.21	13-2373R/L
								Note: Clipped head											
								Note: Clipped head											

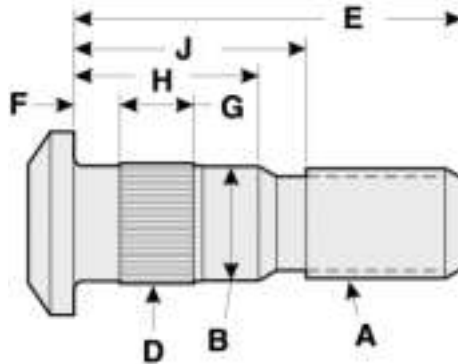


Type 7

Description	Grade	Thread Size (A)	Body Dia. (B)	Drum Shoulder (C)	Serr. Dia. (D)	Serr.	Appl.	Overall Length (E)	To The Serr. (F)	Serr. Length (G)	Shoulder Length (H)	Max To 1st Full Thread (J)	Part No.
Headed Studs	8	.75-16	.782/.786	None	.810/.820	30	Gunitite	2.31	.16	.50	.75	1.00	13-1145R/L
								2.50	.16	.50	.75	1.00	13-1131R/L
								2.71	.25	.50	1.09	1.28	13-1133R/L
								2.94	.25	.50	1.31	1.53	13-1128R/L
								3.00	1.00	.50	1.59	1.81	13-1126R/L
								3.12	.25	.50	1.34	1.53	13-1146R/L
								3.18	.25	.50	1.40	1.56	13-1135R/L
								3.25	.93	.50	1.75	1.96	13-1124R/L
								3.34	.90	.50	1.90	2.21	13-1130R/L
								3.37	.25	.50	1.28	1.53	13-1129R/L
								3.50	1.00	.50	1.71	2.00	13-1147R/L
								3.87	1.00	.50	2.06	2.21	13-1139R/L

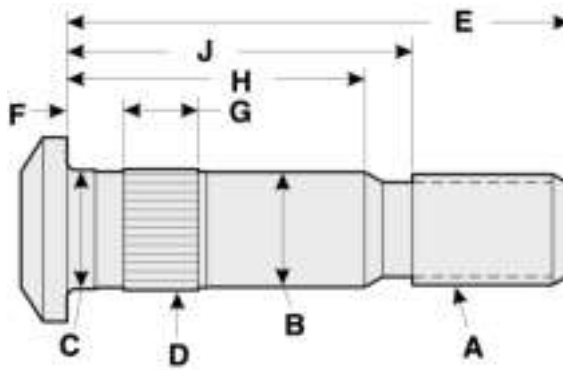
3/4"-16 Studs; Headed Continued

3/4"-16 Studs



Type 8

Description	Grade	Thread Size (A)	Body Dia. (B)	Drum Shoulder (C)	Serr. Dia. (D)	Serr.	Appl.	Overall Length (E)	To The Serr. (F)	Serr. Length (G)	Shoulder Length (H)	Max To 1st Full Thread (J)	Part No.
Headed Studs	8	.75-16	.783/.786	None	.810/.820	36	Budd/Rockwell	2.12	.25	.25	.75	1.06	13-1101R/L
								2.37	.25	.50	1.00	1.34	13-1102R/L
								2.62	.31	.50	1.25	1.56	13-1103R/L
								2.87	.25	.50	1.50	1.84	13-1107R/L



Type 9

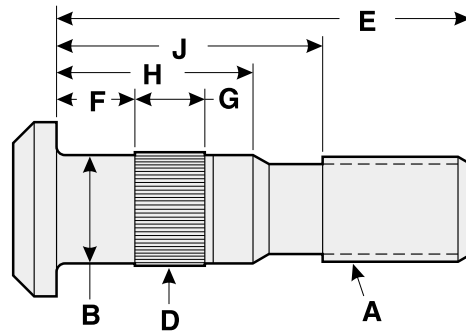
Description	Grade	Thread Size (A)	Body Dia. (B)	Drum Shoulder (C)	Serr. Dia. (D)	Serr.	Appl.	Overall Length (E)	To The Serr. (F)	Serr. Length (G)	Shoulder Length (H)	Max To 1st Full Thread (J)	Part No.							
Headed Studs	8	.75-16	.783/.786	.798/.808	.810/.820	36	Budd	2.62	.43	.50	1.25	1.56	13-1112R/L							
								Note: Use only with inboard mounted drums												
								2.87	.56	.50	1.50	1.81	13-1104R/L							
								Note: Use only with inboard mounted drums												
								3.12	.56	.50	1.75	2.06	13-1105R/L							
								Note: Use only with inboard mounted drums												
								3.37	.37	.50	2.00	2.31	13-1108R/L							
								Note: Use only with inboard mounted drums												
								3.37	.56	.50	2.00	2.31	13-1113R/L							
								Note: Use only with inboard mounted drums												
3.62																				
Note: Use only with inboard mounted drums																				
3.87																				
Note: Use only with inboard mounted drums																				

3/4"-16 Studs

Catalog 213

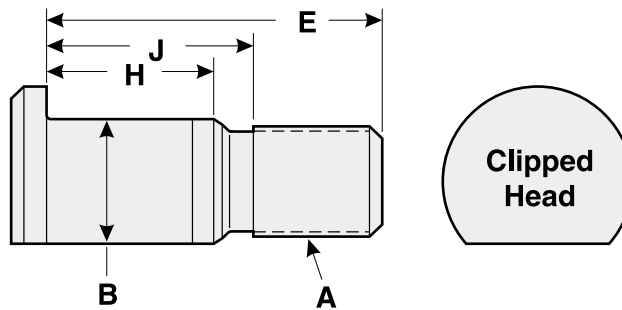
3/4"-16 Studs

3/4"-16 Studs; Headed Continued



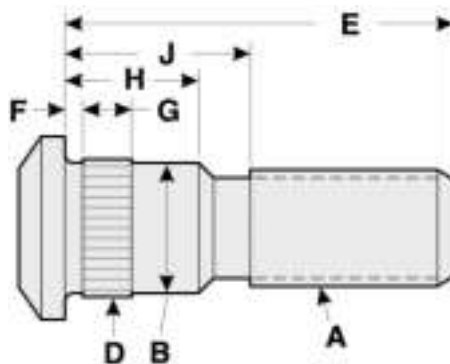
Type 10

Description	Grade	Thread Size (A)	Body Dia. (B)	Drum Shoulder (C)	Serr. Dia. (D)	Serr.	Appl.	Overall Length (E)	To The Serr. (F)	Serr. Length (G)	Shoulder Length (H)	Max To 1st Full Thread (J)	Part No.
Headed Studs	8	.75-16	.783/.789	None	.810/.820	36	Webb	2.71	.31	.50	1.37	1.71	13-1144R/L
								2.96	.56	.50	1.40	1.90	13-1122R/L
								3.37	.56	.50	1.40	1.71	13-1140R/L



Type 11

Description	Grade	Thread Size (A)	Body Dia. (B)	Drum Shoulder (C)	Serr. Dia. (D)	Serr.	Appl.	Overall Length (E)	To The Serr. (F)	Serr. Length (G)	Shoulder Length (H)	Max To 1st Full Thread (J)	Part No.							
Headed Studs	8	.75-16	.876/.879	None	None	None	Budd/Rockwell	2.25	—	—	1.00	1.34	13-1502R/L							
								Note: Clipped head							2.37	—	—	1.18	1.46	13-1505R/L
								Note: Clipped head							2.62	—	—	1.28	1.53	13-1506R/L
								Note: Clipped head												

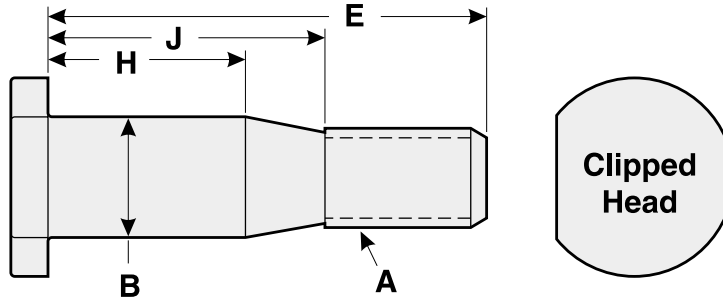


Type 12

Description	Grade	Thread Size (A)	Body Dia. (B)	Drum Shoulder (C)	Serr. Dia. (D)	Serr.	Appl.	Overall Length (E)	To The Serr. (F)	Serr. Length (G)	Shoulder Length (H)	Max To 1st Full Thread (J)	Part No.
Headed Studs	8	.75-16	.877/.890	None	.929/.939	36	Dayton Walther	2.62	.12	.37	1.06	1.18	13-1555R/L
								3.05	.12	.50	.90	1.25	13-1556R/L

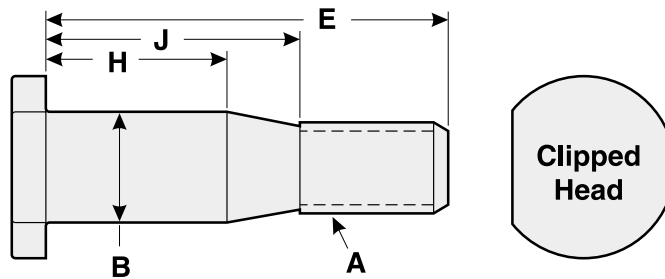
3/4"-16 Studs; Headed Continued

3/4"-16 Studs



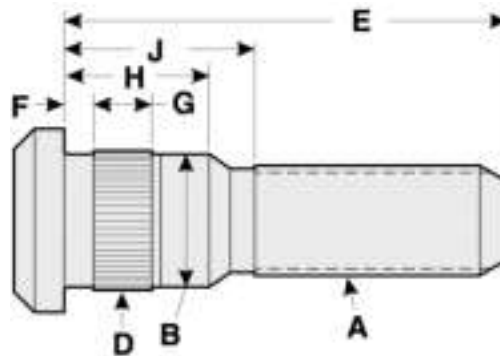
Type 13

Description	Grade	Thread Size (A)	Body Dia. (B)	Drum Shoulder (C)	Serr. Dia. (D)	Serr.	Appl.	Overall Length (E)	To The Serr. (F)	Serr. Length (G)	Shoulder Length (H)	Max To 1st Full Thread (J)	Part No.
Headed Studs	8	.75-16	.888/.892	None	None	None	Dura-Light	2.35	—	—	.62	1.00	13-1501R/L



Type 14

Description	Grade	Thread Size (A)	Body Dia. (B)	Drum Shoulder (C)	Serr. Dia. (D)	Serr.	Appl.	Overall Length (E)	To The Serr. (F)	Serr. Length (G)	Shoulder Length (H)	Max To 1st Full Thread (J)	Part No.						
Headed Studs	8	.75-16	.908/.912	None	None	None	Con-Met	3.15	—	—	1.18	1.84	13-2386R/L						
								Note: Clipped head						3.31	—	—	1.50	2.09	13-2387R/L
								Note: Clipped head											



Type 15

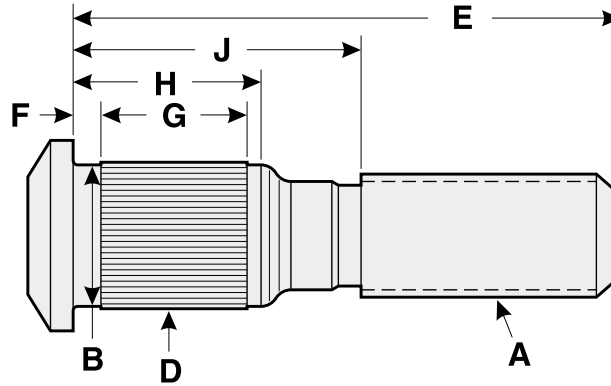
Description	Grade	Thread Size (A)	Body Dia. (B)	Drum Shoulder (C)	Serr. Dia. (D)	Serr.	Appl.	Overall Length (E)	To The Serr. (F)	Serr. Length (G)	Shoulder Length (H)	Max To 1st Full Thread (J)	Part No.
Headed Studs	8	.75-16	.909/.912	None	.940/.950	31	Budd	2.59	.18	.40	.96	1.28	13-1585R/L
								3.00	.18	.40	.96	1.28	13-1586R/L
								Note: 1586R/L for dual aluminum wheels only					

3/4"-16 Studs

Catalog 213

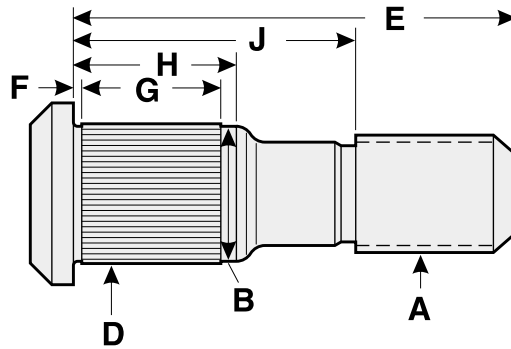
3/4"-16 Studs

3/4"-16 Studs; Headed Continued



Type 16

Description	Grade	Thread Size (A)	Body Dia. (B)	Drum Shoulder (C)	Serr. Dia. (D)	Serr.	Appl.	Overall Length (E)	To The Serr. (F)	Serr. Length (G)	Shoulder Length (H)	Max To 1st Full Thread (J)	Part No.
Headed Studs	8	.75-16	.971/.975	None	.998/ 1.006	36	Budd/Paccar/ Rockwell	2.37	.18	.43	.81	1.21	13-1201R/L
								2.56	.12	.43	.81	1.40	13-1202R/L
									.28	.43	.93	1.31	13-1205R/L
									.12	.43	.81	1.03	13-1206R/L
								2.71	.12	.43	.81	1.56	13-1203R/L
								2.81	.37	.43	1.18	1.62	13-1236R/L
								3.12	.12	.43	.81	1.31	13-1204R/L
									.25	1.00	1.37	1.87	13-1230R/L
								3.34	.62	.50	1.81	2.18	13-1233R/L
								3.37	.25	1.00	1.37	2.00	13-1231R/L
3.62	.12	.43	.81	1.46	13-1208R								
3.75	.25	1.00	1.37	1.96	13-1232R/L								

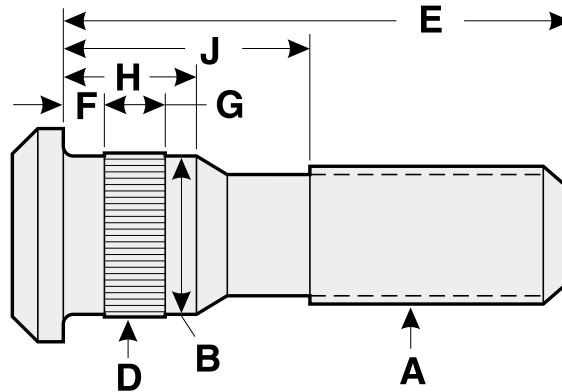


Type 17

Description	Grade	Thread Size (A)	Body Dia. (B)	Drum Shoulder (C)	Serr. Dia. (D)	Serr.	Appl.	Overall Length (E)	To The Serr. (F)	Serr. Length (G)	Shoulder Length (H)	Max To 1st Full Thread (J)	Part No.
Headed Studs	8	.75-16	.973/.977	None	.998/ 1.006	36	Motor Wheel	2.93	.06	1.00	1.18	1.78	13-1234R/L
								3.18	.06	1.00	1.18	2.03	13-1235R/L

3/4"-16 Studs; Headed Continued

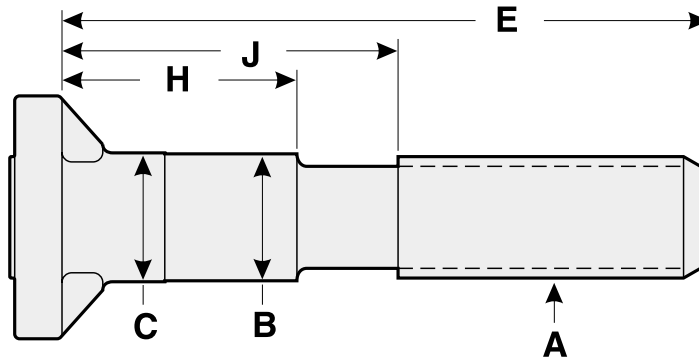
3/4"-16 Studs



Type 18

Description	Grade	Thread Size (A)	Body Dia. (B)	Drum Shoulder (C)	Serr. Dia. (D)	Serr.	Appl.	Overall Length (E)	To The Serr. (F)	Serr. Length (G)	Shoulder Length (H)	Max To 1st Full Thread (J)	Part No.
Headed Studs	8	.75-16	.973/.977	None	1.00/ 1.015	36	Webb	2.59	.25	.37	.81	1.46	13-1272R/L
								2.84	.25	.37	.81	1.71	13-1273R/L
								3.09	.25	.37	.81	1.50	13-1274R/L
								3.37	.25	.37	.81	1.50	13-1275R/L

3/4"-16 Studs; Lughead



Type 1

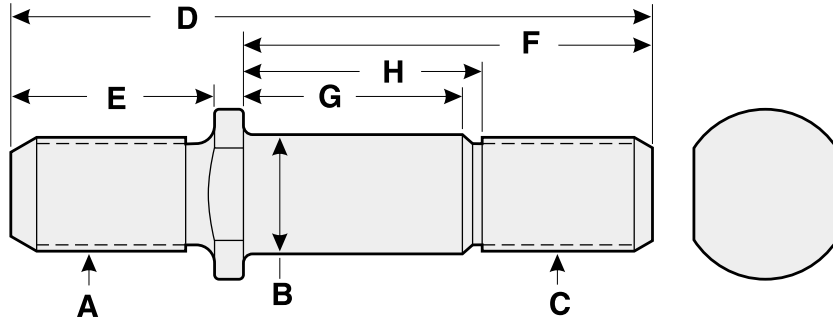
Description	Grade	Thread Size (A)	Body Dia. (B)	Drum Shoulder (C)	Serr. Dia. (D)	Serr.	Appl.	Overall Length (E)	To The Serr. (F)	Serr. Length (G)	Shoulder Length (H)	Max To 1st Full Thread (J)	Part No.
Lughead Studs	8	.75-16	.786/.789	.790/.795	None	None	Rockwell	2.62	—	—	.93	1.34	13-2326R/L
								3.37	—	—	1.43	1.68	13-2323R/L
								3.96	—	—	1.43	2.06	13-2322R/L

3/4"-16 Studs

Catalog 213

3/4"-16 Studs; with Flats

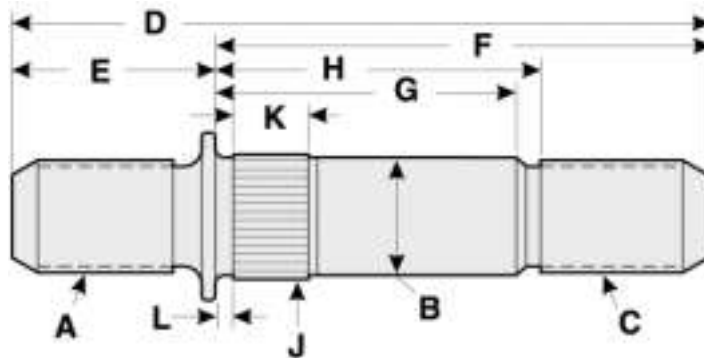
3/4"-16 Studs



Type 1

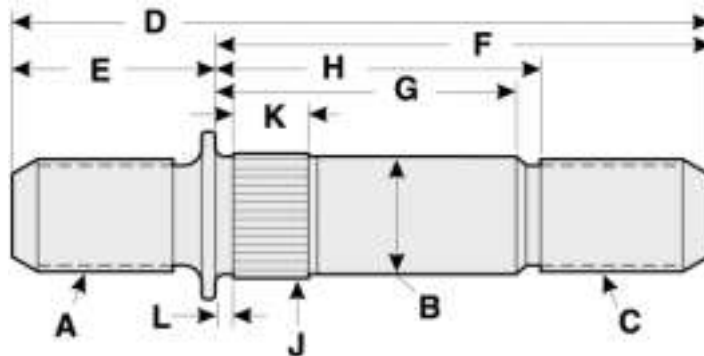
Description	Grade	Thread Size Wheel (A)	Body Dia. (B)	Thread Size Drum (C)	Appl.	Overall Length (D)	Stand-Out Length (E)	Drum Side Length (F)	Shoulder Length (G)	Max To 1st Full Thread (H)	Part No.						
Studs w/ Flats	8	.75-16	.783/.786	.75-16	Budd/Con-Met/Webb	3.12	1.34	1.59	.62	.81	13-1001R/L						
						Note: Drum retention nut SLN-105						3.59	1.34	2.06	.87	1.06	13-1002R/L
						Note: Drum retention nut SLN-105						3.65	1.87	1.59	.50	.62	13-1050R
						Note: Drum retention nut SLN-105						3.71	1.34	2.18	1.06	1.21	13-1003R/L
						Note: Drum retention nut SLN-105						3.96	1.34	2.43	1.15	1.34	13-1004R/L
						Note: Drum retention nut SLN-105						4.03	1.34	2.50	1.28	1.40	13-1005R/L
						Note: Drum retention nut SLN-105						4.21	1.34	2.68	1.43	1.56	13-1006R/L
													1.65	2.37	1.03	1.21	13-1038R/L
						Note: Drum retention nut SLN-105						4.34	1.34	2.81	1.78	1.93	13-1007R/L
						Note: Drum retention nut SLN-105						4.50	1.93	2.37	1.03	1.21	13-1037R/L
						Note: Drum retention nut SLN-105						4.53	1.34	3.00	1.90	2.09	13-1008R/L
						Note: Drum retention nut SLN-105						4.84	1.34	3.31	1.65	1.93	13-1018R/L
						Note: Drum retention nut SLN-105						4.90	1.34	3.37	1.78	2.03	13-1017R/L
						Note: Drum retention nut SLN-105						5.03	1.34	3.50	2.46	2.62	13-1009R/L
						Note: Drum retention nut SLN-105						5.18	2.00	3.00	1.31	1.56	13-1019R/L
						Note: Drum retention nut SLN-105						5.25	1.75	3.31	1.65	1.93	13-1042R/L
						Note: Drum retention nut SLN-105						5.31	2.37	2.75	1.25	1.50	13-1040R/L
						Note: Drum retention nut SLN-105						5.56	2.00	3.37	1.75	1.93	13-1021R/L
						Note: Drum retention nut SLN-105											

3/4"-16 Studs; with Flange



Type 1

Description	Grade	Thread Size Wheel (A)	Body Dia. (B)	Thread Size Drum (C)	Appl.	Overall Length (D)	Stand-Out Length (E)	Drum Side Length (F)	Shoulder Length (G)	Max To 1st Full Thread (H)	Part No.						
Studs w/ Flange	8	.75-16	.778/.781	.75-16	Dayton/Gunite/Rockwell	3.62	1.34	2.28	1.06	1.21	13-1302R/L						
						(J)Serration Dia.: .802/.810 (K)Serration Length: .50 Serrations: 29 (L)To The Serrations: .12 Note: Drum retention nut SLN-105						4.75	1.34	3.28	2.00	2.16	13-1305R/L
						(J)Serration Dia.: .802/.810 (K)Serration Length: .50 Serrations: 29 (L)To The Serrations: .12 Note: Drum retention nut SLN-105											



Type 2

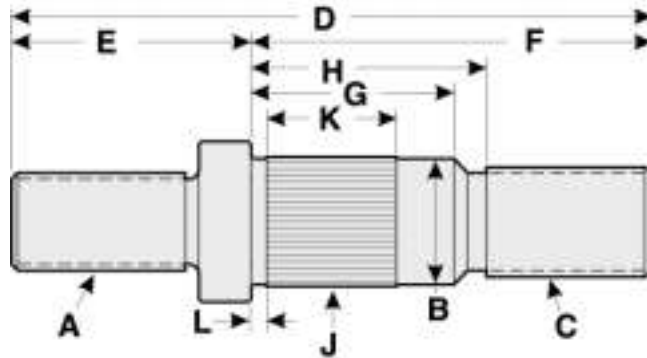
Description	Grade	Thread Size Wheel (A)	Body Dia. (B)	Thread Size Drum (C)	Appl.	Overall Length (D)	Stand-Out Length (E)	Drum Side Length (F)	Shoulder Length (G)	Max To 1st Full Thread (H)	Part No.						
Studs w/ Flange	8	.75-16	.783/.786	.75-16	Budd	3.93	1.34	2.59	1.28	1.40	13-1303R/L						
						(J)Serration Dia.: .810/.820 (K)Serration Length: .50 Serrations: 36 (L)To The Serrations: .19 Note: Drum retention nut SLN-105						4.34	1.34	3.00	1.90	2.06	13-1304R/L
						(J)Serration Dia.: .810/.820 (K)Serration Length: .50 Serrations: 36 (L)To The Serrations: .12 Note: Drum retention nut SLN-105											

3/4"-16 Studs and Nuts

Catalog 213

3/4"-16 Studs and Nuts

3/4"-16 Studs; with Flange



Type 3

Description	Grade	Thread Size Wheel (A)	Body Dia. (B)	Thread Size Drum (C)	Appl.	Overall Length (D)	Stand-Out Length (E)	Drum Side Length (F)	Shoulder Length (G)	Max To 1st Full Thread (H)	Part No.
Studs w/ Flange	8	.75-16	.971/.975	.87-14	Rockwell	4.93	1.84	3.09	1.56	1.81	13-2440R/L
						(J)Serration Dia.: .998/1.006 (K)Serration Length: 1.0 Serrations: 36 (L)To The Serrations: .12 Note: Drum retention nut SLN-106					

3/4"-16 Nuts



Description	Grade	Thread Size	Hex Size	Height	Flange Dia.	Appl.	Part No.
Outer Nuts	—	.75-16	1.50	.87	—	Steel Wheels	13-3013R/L



Description	Grade	Thread Size	Hex Size	Height	Flange Dia.	Appl.	Part No.
Outer Nuts	—	.75-16	1.50	1.37	—	Aluminum Wheels	13-3054R/L



Description	Grade	Thread Size	Hex Size	Height	Flange Dia.	Appl.	Part No.
Flange Nuts	—	.75-16	1.50	1.12	2.00	Steel Wheels - Severe Service	13-3015R/L
			1.12	1.06	1.50	1 Piece Flange	13-3002



Description	Grade	Thread Size	Hex Size	Height	Flange Dia.	Appl.	Part No.
Drum Retention Nuts	C	.75-16	1.12	.62	—	Stover Type	SLN-105




Description	Grade	Inner Thread	Outer Thread	Height	Min. Inner Depth	Appl.	Part No.
Inner Nuts	8	.75-16	1.12-16	2.21	1.25	Steel to Steel	13-3005R/L
				2.56	1.25	Steel to Aluminum	13-3028R/L
				3.06	1.87	Steel to Aluminum	13-3029R/L

Catalog 213

3/4"-16 Nuts / 7/8"-14 Studs and Nuts

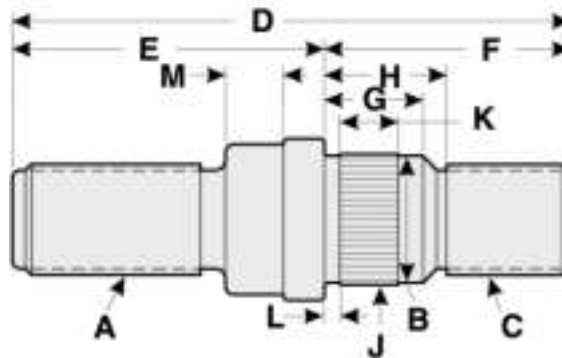
5/8"-18 Studs / 7/8"-14 Studs and Nuts

3/4"-16 Nuts



Description	Grade	Inner Thread	Outer Thread	Height	Min. Inner Depth	Appl.	Part No.
Inner Nuts	8	.75-16	1.12-16	3.06	1.93	Aluminum to Aluminum	13-3026R/L
				3.06	1.87	Aluminum to Aluminum	13-3034R/L
				Note: 13-3034 - Internal threads are to the end of the nut.			

7/8"-14 Studs; with Flange



Type 1

Description	Grade	Thread Size Wheel (A)	Body Dia. (B)	Thread Size Drum (C)	Appl.	Overall Length (D)	Stand-Out Length (E)	Drum Side Length (F)	Shoulder Length (G)	Max To 1st Full Thread (H)	Part No.
Studs w/ Flange	8	.87-14	.971/.975	.87-14	Rockwell	4.25	2.37	1.87	.43	.93	13-2464
						(J)Serration Dia.: .998/1.006 (K)Serration Length: .43 Serrations: 36 (L)To The Serrations: .12 (M)Stand-Out Shoulder: .43 Note: Drum retention nut SLN-106					
						5.62	3.75	1.87	.68	.93	13-2461
Studs w/ Flange	8	.87-14	.971/.975	.87-14	Rockwell	5.62	3.75	1.87	.68	.93	13-2461
						(J)Serration Dia.: .998/1.006 (K)Serration Length: .43 Serrations: 36 (L)To The Serrations: .12 (M)Stand-Out Shoulder: 1.25 Note: Drum retention nut SLN-106					
						Note: Drum retention nut SLN-106					

7/8"-14 Nuts



Description	Grade	Thread Size	Hex Size	Height	Flange Dia.	Part No.
2 Piece Flange Nuts	—	.87-14	33mm	.87	1.81	13-3058
				1.00	1.81	13-3059



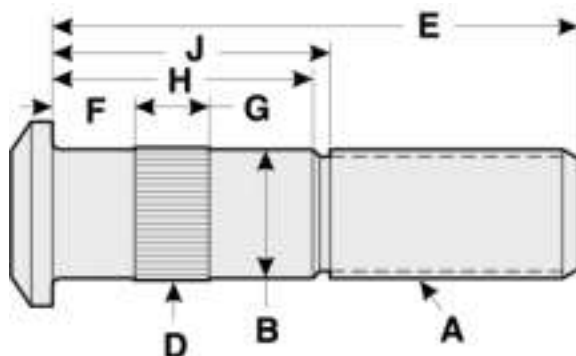
Description	Grade	Thread Size	Hex Size	Height	Flange Dia.	Part No.
Drum Retention Nuts	C	.87-14	1.31	.75	—	SLN-106

15/16"-12 Studs and Nuts

Catalog 213

15/16"-12 Studs and Nuts

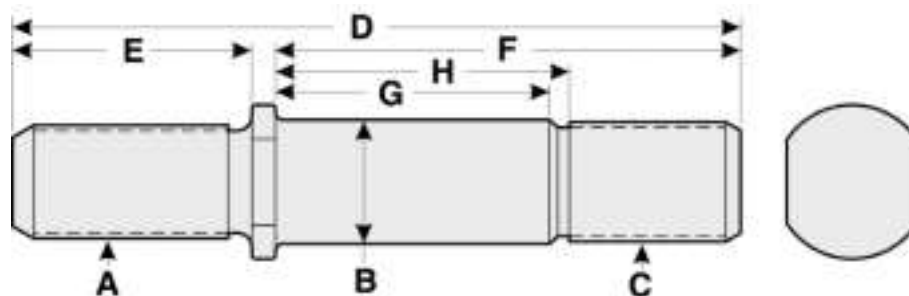
15/16"-12 Studs; Headed



Type 1

Description	Grade	Thread Size (A)	Body Dia. (B)	Drum Shoulder (C)	Serr. Dia. (D)	Serr.	Appl.	Overall Length (E)	To The Serr. (F)	Serr. Length (G)	Shoulder Length (H)	Max To 1st Full Thread (J)	Part No.
Headed Studs	8	.93-12	.971/.975	None	.998/1.006	36	Rockwell	3.96	.62	.56	1.96	2.09	13-2501R/L

15/16"-12 Studs; with Flats



Type 1

Description	Grade	Thread Size Wheel (A)	Body Dia. (B)	Thread Size Drum (C)	Appl.	Overall Length (D)	Stand-Out Length (E)	Drum Side Length (F)	Shoulder Length (G)	Max To 1st Full Thread (H)	Part No.
Studs w/ Flats	8	.93-12	1.010/1.013	1.00-14	Rockwell	5.87	1.87	3.75	2.21	2.37	13-2202R/L

15/16"-12 Nuts



Description	Grade	Inner Thread	Outer Thread	Min. Inner Depth	Height	Appl.	Part No.
Inner Nuts	8	.93-12	1.31-12	1.87	3.00	Steel Wheels	13-3010R/L

Catalog 213

1"-14 Nuts & 1-1/8"-16 Studs

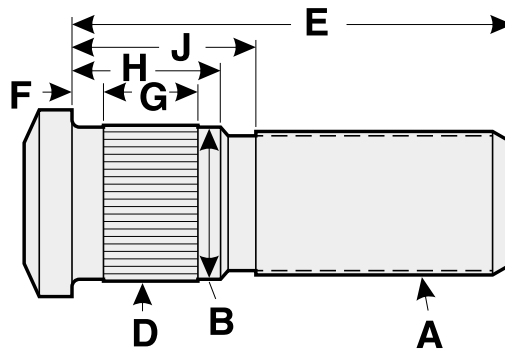
1-1/8"-16 Studs

1"-14 Nuts



Description	Grade	Appl.	Thread Size	Hex Size	Height	Flange Dia.	Part No.
Drum Retention Nuts	C	Stover Type	1.00-14	1.50	.87	—	SLN-107

1-1/8"-16 Studs; Headed



Type 1

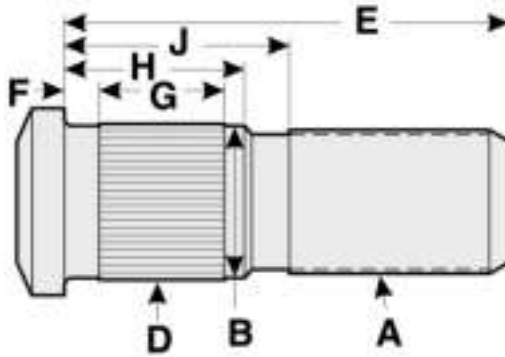
Description	Grade	Thread Size (A)	Body Dia. (B)	Drum Shoulder (C)	Serr. Dia. (D)	Serr.	Appl.	Overall Length (E)	To The Serr. (F)	Serr. Length (G)	Shoulder Length (H)	Max To 1st Full Thread (J)	Part No.
Headed Studs	8	1.12-16	1.218/1.222	None	1.244/1.252	42	Gunite	3.06	.25	.50	.90	1.12	13-1637R/L
								3.50	.25	.75	1.18	1.46	13-1630R/L
								3.81	.25	.75	1.18	1.40	13-1635R/L

1-1/8"-16 Studs

Catalog 213

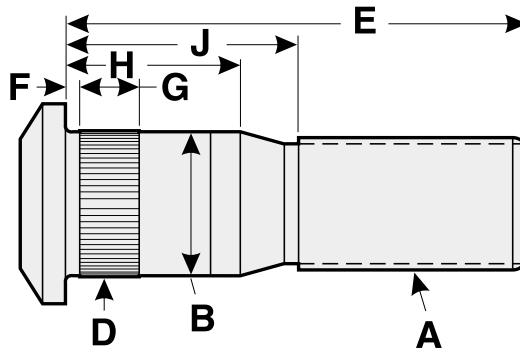
1-1/8"-16 Studs

1-1/8"-16 Studs; Headed Continued



Type 2

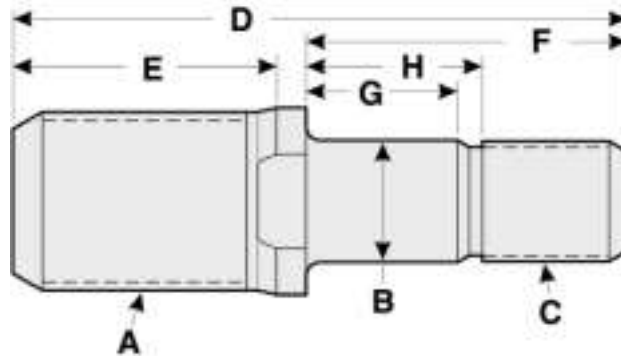
Description	Grade	Thread Size (A)	Body Dia. (B)	Drum Shoulder (C)	Serr. Dia. (D)	Serr.	Appl.	Overall Length (E)	To The Serr. (F)	Serr. Length (G)	Shoulder Length (H)	Max To 1st Full Thread (J)	Part No.
Headed Studs	8	1.12-16	1.218/1.222	None	1.244/1.252	48	Budd/Motor Whl./ Paccar/Rockwell/ Webb	2.81	.18	.56	.87	1.62	13-1604R/L
								3.06	.12	.56	.75	.93	13-1622R/L
								3.18	.25	1.00	1.38	1.68	13-1610R/L
								3.25	.12	.56	.75	1.00	13-1620R/L
								3.50	.12	.46	.87	1.56	13-1621R/L
									.25	.50	1.37	1.62	13-1619R/L
								3.56	.28	1.00	1.43	1.81	13-1617R/L
								3.59	.97	.50	1.56	1.78	13-1625R/L
								3.62	.25	.75	1.43	1.65	13-1626R/L
									.56	.75	1.81	2.12	13-1616R/L
								3.75	.12	.56	1.21	1.50	13-1618R/L
								3.81	.68	.43	1.37	1.71	13-1623R/L
4.00	.59	.72	1.31	1.69	13-1627R/L								



Type 3

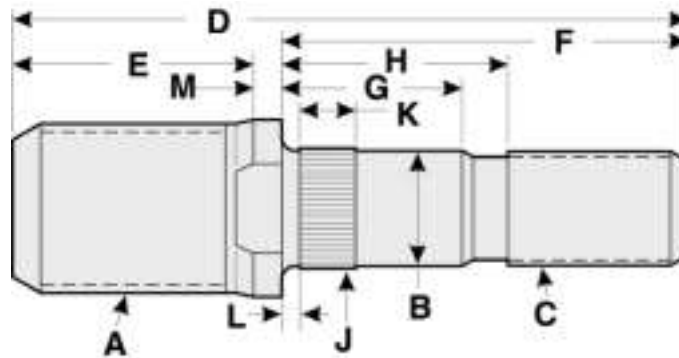
Description	Grade	Thread Size (A)	Body Dia. (B)	Drum Shoulder (C)	Serr. Dia. (D)	Serr.	Appl.	Overall Length (E)	To The Serr. (F)	Serr. Length (G)	Shoulder Length (H)	Max To 1st Full Thread (J)	Part No.
Headed Studs	8	1.12-16	1.221/1.225	None	1.233/1.241	77	Con-Met	3.56	.12	.50	1.15	1.62	13-1661R/L
								3.87	.12	.50	1.50	1.96	13-1660R/L

1-1/8"-16 Studs; with Flats



Type 1

Description	Grade	Thread Size Wheel (A)	Body Dia. (B)	Thread Size Drum (C)	Appl.	Overall Length (D)	Stand-Out Length (E)	Drum Side Length (F)	Shoulder Length (G)	Max To 1st Full Thread (H)	Part No.
Studs w/ Flats	8	1.12-16	.783/.786	.75-16	Budd	3.75	1.69	1.87	.78	.93	13-1411R/L
						3.93	1.69	2.06	.96	1.15	13-1412R/L
						4.25	1.62	2.43	1.15	1.37	13-1413R/L



Type 2

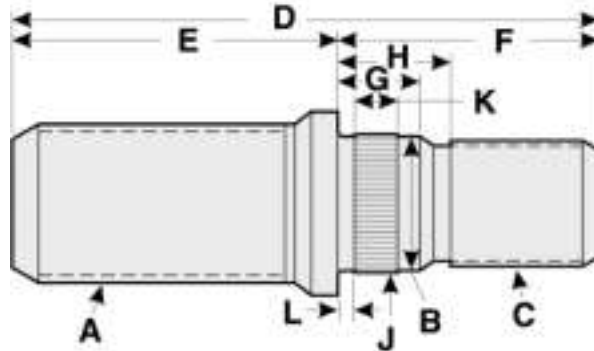
Description	Grade	Thread Size Wheel (A)	Body Dia. (B)	Thread Size Drum (C)	Appl.	Overall Length (D)	Stand-Out Length (E)	Drum Side Length (F)	Shoulder Length (G)	Max To 1st Full Thread (H)	Part No.
Studs w/ Flats	8	1.12-16	.783/.786	.75-16	Mack	4.56	1.62	2.75	1.22	1.53	13-1419R/L
						(J)Serration Dia.: .810/.820 (K)Serration Length: .38 Serrations: 36 (L)To The Serrations: .12					

1-1/8"-16 Studs

Catalog 213

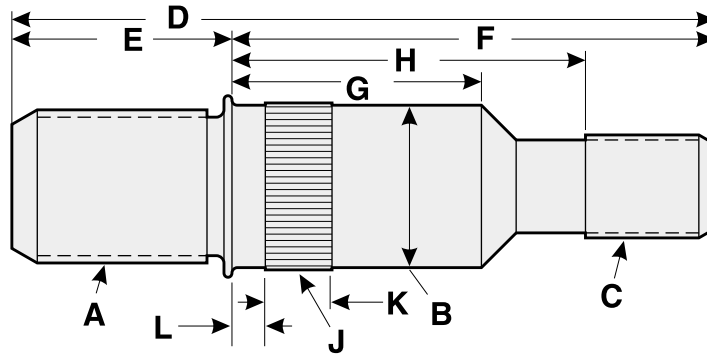
1-1/8"-16 Studs

1-1/8"-16 Studs; with Flange



Type 3

Description	Grade	Thread Size Wheel (A)	Body Dia. (B)	Thread Size Drum (C)	Appl.	Overall Length (D)	Stand-Out Length (E)	Drum Side Length (F)	Shoulder Length (G)	Max To 1st Full Thread (H)	Part No.
Studs w/ Flange	8	1.12-16	.971/.975	.87-14	Rockwell	4.00	2.00	2.00	.59	.81	13-2401R/L
						(J)Serration Dia.: .998/1.006 (K)Serration Length: .31 Serrations: 36 (L)To The Serrations: .12 Note: Drum retention nut SLN-106					
						4.25	2.34	1.88	.59	.81	13-2402R/L
						(J)Serration Dia.: .998/1.006 (K)Serration Length: .31 Serrations: 36 (L)To The Serrations: .12 Note: Drum retention nut SLN-106					



Type 4

Description	Grade	Thread Size Wheel (A)	Body Dia. (B)	Thread Size Drum (C)	Appl.	Overall Length (D)	Stand-Out Length (E)	Drum Side Length (F)	Shoulder Length (G)	Max To 1st Full Thread (H)	Part No.
Studs w/ Flange	8	1.12-16	1.218/1.222	.75-16	Rockwell	5.31	1.59	3.62	1.87	2.65	13-1474R/L
						(J)Serration Dia.: 1.244/1.252 (K)Serration Length: .50 Serrations: 48 (L)To The Serrations: .22 Note: Drum retention nut SLN-106					

116

Catalog 213

1-1/8"-16 Nuts and 1-3/16"-12 Nuts

1-1/8"-16 Nuts and 1-3/16"-12 Nuts

1-1/8"-16 Nuts



Description	Grade	Thread Size	Hex Size	Height	Flange Dia.	Appl.	Part No.
Outer Nuts	—	1.12-16	1.50	.87	—	Steel Wheels	13-3012R/L
	—	1.12-16	1.50	1.00	—	Aluminum Wheels	13-3055R/L
	8	1.12-16	1.75	1.00	—	Heavy Duty	13-3019R/L



Description	Grade	Thread Size	Hex Size	Height	Flange Dia.	Appl.	Part No.
Flange Nuts	—	1.12-16	1.50	1.12	2.00	1 Piece Flange Nuts	13-3016R/L

1-3/16"-12 Nuts



Description	Grade	Thread Size	Hex Size	Height	Flange Dia.	Appl.	Part No.
Outer Nuts	8	1.18-12	1.75	1.37	—	Steel Wheels	13-3018R/L

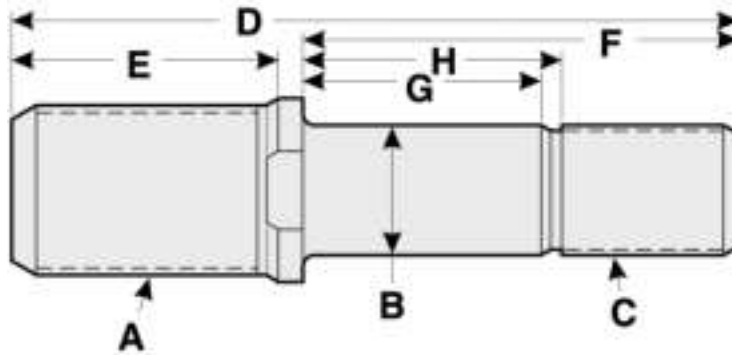
Dayton
parts 117

1-5/16"-12 Studs and Nuts

Catalog 213

1-5/16"-12 Studs and Nuts

1-5/16"-12 Studs; with Flats



Type 1

Description	Grade	Thread Size Wheel (A)	Body Dia. (B)	Thread Size Drum (C)	Appl.	Overall Length (D)	Stand-Out Length (E)	Drum Side Length (F)	Shoulder Length (G)	Max To 1st Full Thread (H)	Part No.
Studs w/ Flats	8	1.31-12	1.010/1.013	1.00-14	Dana	5.62	2.06	3.37	1.84	2.00	13-1449R/L

1-5/16"-12 Nuts



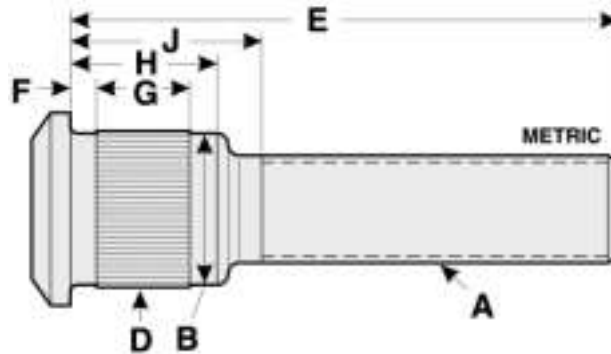
Description	Grade	Thread Size	Hex Size	Height	Flange Dia.	Appl.	Part No.
Outer Nuts	8	1.31-12	1.75	1.37	—	Steel Wheels	13-3017R/L

Catalog 213

M20 x 1.5 Studs and Nuts

3/4"-16 Studs

M20 x 1.5 Studs; Headed



Type 1

Description	Grade	Thread Size (A)	Body Dia. (B)	Drum Shoulder (C)	Serr. Dia. (D)	Serr.	Appl.	Overall Length (E)	To The Serr. (F)	Serr. Length (G)	Shoulder Length (H)	Max To 1st Full Thread (J)	Part No.
Headed Studs	10.9	M20 x 1.5	.971/.975	None	1.00/1.015	36	Gunite	3.16	.25	.50	.86	1.16	13-1537
								3.68	.25	.50	.86	1.22	13-1538

M20 x 1.5 Nuts



Description	Grade	Thread Size	Hex Size	Height	Flange Dia.	Appl.	Part No.
2 Piece Flange Nuts	—	M20 x 1.5	30mm	1.03	1.78	Steel Wheels	13-3114



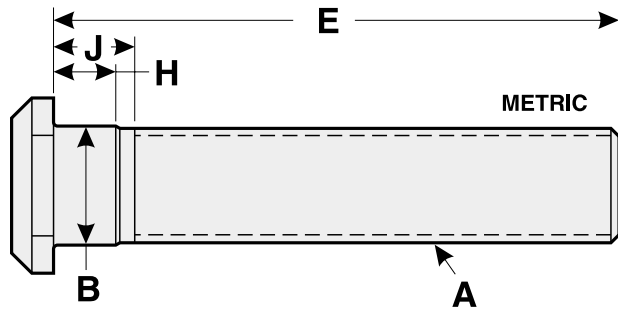
Description	Grade	Inner Thread	Outer Thread	Height	Min. Inner Depth	Appl.	Part No.
Inner Nuts	—	M20 x 1.5	M30 x 1.5	2.43	1.49	Steel Wheels	13-3130R/L

M22 x 1.5 Studs

Catalog 213

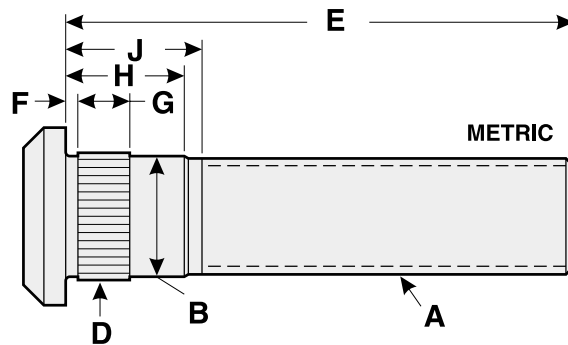
15/16"-12 Studs

M22 x 1.5 Studs; Headed



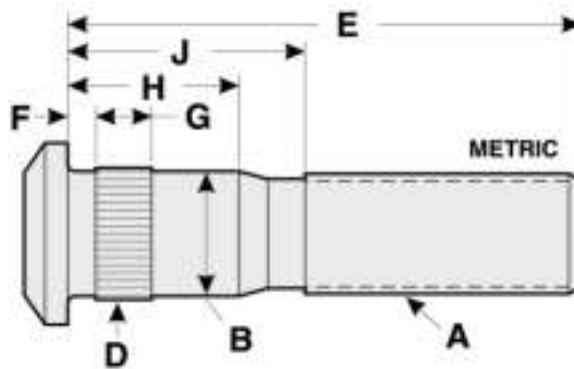
Type 1

Description	Grade	Thread Size (A)	Body Dia. (B)	Drum Shoulder (C)	Serr. Dia. (D)	Serr.	Appl.	Overall Length (E)	To The Serr. (F)	Serr. Length (G)	Shoulder Length (H)	Max To 1st Full Thread (J)	Part No.
Headed Studs	10.9	M22 x 1.5	.886/.889	None	None	None	Walther EMC	3.34	—	—	.46	.59	13-1593
								4.18	—	—	.46	.59	13-1594



Type 2

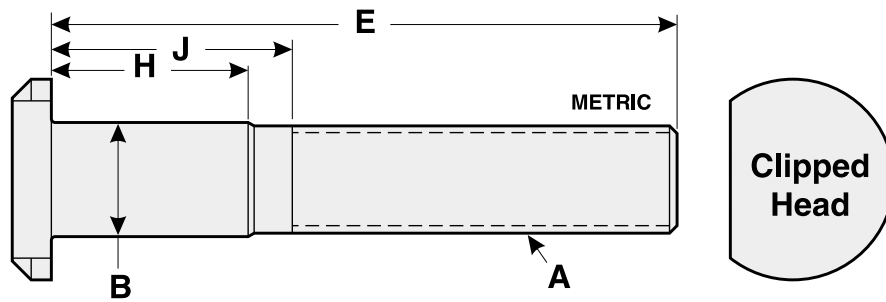
Description	Grade	Thread Size (A)	Body Dia. (B)	Drum Shoulder (C)	Serr. Dia. (D)	Serr.	Appl.	Overall Length (E)	To The Serr. (F)	Serr. Length (G)	Shoulder Length (H)	Max To 1st Full Thread (J)	Part No.
Headed Studs	10.9	M22 x 1.5	.887/.890	None	.929/.939	36	Dayton Walther	3.34	.09	.37	.87	.97	13-1584
								3.71	.09	.37	.87	1.00	13-1587
								3.87	.09	.37	.87	1.00	13-1588
								4.87	.09	.37	.87	1.00	13-1589



Type 3

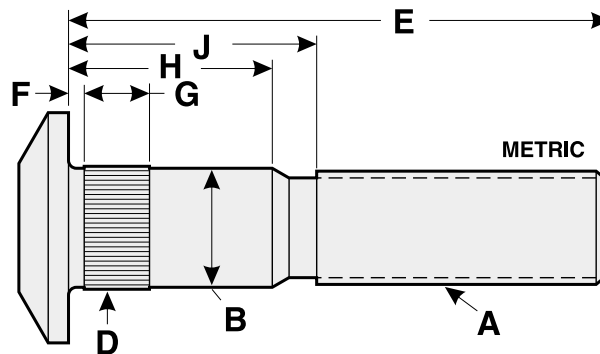
Description	Grade	Thread Size (A)	Body Dia. (B)	Drum Shoulder (C)	Serr. Dia. (D)	Serr.	Appl.	Overall Length (E)	To The Serr. (F)	Serr. Length (G)	Shoulder Length (H)	Max To 1st Full Thread (J)	Part No.
Headed Studs	10.9	M22 x 1.5	.900/.904	None	.940/.950	31	Budd	3.18	.21	.40	1.21	1.68	13-1580
								3.65	.21	.40	1.21	1.68	13-1581
								4.43	.21	.40	1.21	1.56	13-1582

M22 x 1.5 Studs; Headed Continued



Type 4

Description	Grade	Thread Size (A)	Body Dia. (B)	Drum Shoulder (C)	Serr. Dia. (D)	Serr.	Appl.	Overall Length (E)	To The Serr. (F)	Serr. Length (G)	Shoulder Length (H)	Max To 1st Full Thread (J)	Part No.
Headed Studs	10.9	M22 x 1.5	.908/.912	None	None	None	Con-Met	4.37	—	—	1.53	1.90	13-1590
								4.96	—	—	1.56	1.90	13-1592
								5.25	—	—	1.56	1.81	13-1591



Type 5

Description	Grade	Thread Size (A)	Body Dia. (B)	Drum Shoulder (C)	Serr. Dia. (D)	Serr.	Appl.	Overall Length (E)	To The Serr. (F)	Serr. Length (G)	Shoulder Length (H)	Max To 1st Full Thread (J)	Part No.
Headed Studs	10.9	M22 x 1.5	.908/.912	None	.929/.937	46	Con-Met	3.65	.12	.50	1.21	1.56	13-1548
								3.96	.12	.50	1.56	1.90	13-1549
								4.12	.12	.50	1.06	1.75	13-1544
								4.15	.12	.50	1.56	1.90	13-1547
								4.50	.12	.50	1.56	1.90	13-1550
								4.62	.12	.50	1.06	1.75	13-1545
								4.96	.12	.50	1.06	1.75	13-1546
								5.00	.12	.50	1.56	1.90	13-1551
								5.37	.12	.50	1.56	1.90	13-1552

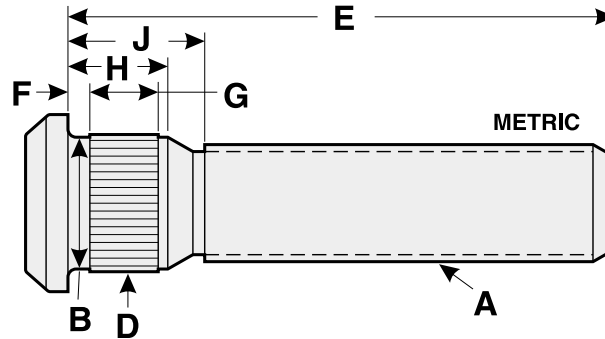
M22 x 1.5 Studs

M22 x 1.5 Studs

Catalog 213

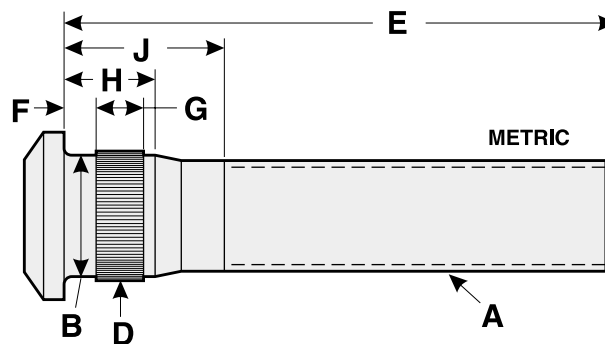
M22 x 1.5 Studs

M22 x 1.5 Studs; Headed Continued



Type 6

Description	Grade	Thread Size (A)	Body Dia. (B)	Drum Shoulder (C)	Serr. Dia. (D)	Serr.	Appl.	Overall Length (E)	To The Serr. (F)	Serr. Length (G)	Shoulder Length (H)	Max To 1st Full Thread (J)	Part No.
Headed Studs	10.9	M22 x 1.5	.971/.975	None	1.00/1.015	36	Gunite	2.70	.12	.50	.68	1.00	13-1557
								3.20	.12	.50	.68	1.00	13-1566
								3.50	.12	.50	.68	1.00	13-1568
								3.71	.12	.25	.46	.68	13-1579
								4.00	.12	.50	.75	1.00	13-1567
								4.25	.12	.50	.68	1.00	13-1577
								4.50	.09	.25	.46	.84	13-1564
								4.72	.12	.50	.68	1.00	13-1559
								5.12	.25	.50	.87	1.21	13-1576
5.21	.25	.50	1.09	1.43	13-1578								



Type 7

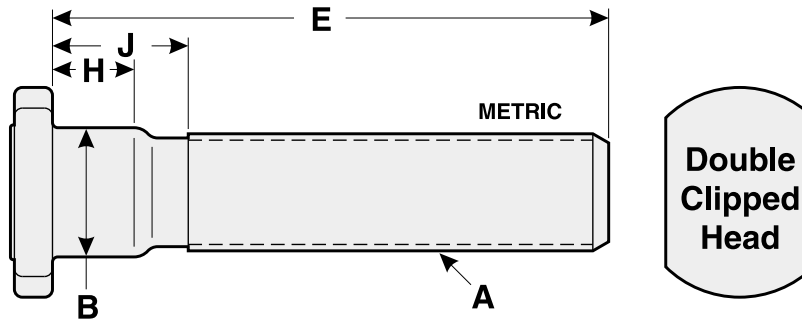
Description	Grade	Thread Size (A)	Body Dia. (B)	Drum Shoulder (C)	Serr. Dia. (D)	Serr.	Appl.	Overall Length (E)	To The Serr. (F)	Serr. Length (G)	Shoulder Length (H)	Max To 1st Full Thread (J)	Part No.
Headed Studs	10.9	M22 x 1.5	.973/.977	None	1.00/1.015	36	Webb	2.56	.25	.37	.71	1.00	13-1573
								2.90	.25	.37	.71	1.25	13-1565
								3.50	.25	.37	.71	1.25	13-1570
								3.93	.25	.37	.71	1.25	13-1571
								4.31	.25	.37	.71	1.25	13-1569
								4.59	.25	.37	.71	1.25	13-1574
								4.78	.25	.37	.71	1.25	13-1572
								5.55	.25	.37	.71	1.25	13-1575

Catalog 213

M22 x 1.5 Studs and Nuts

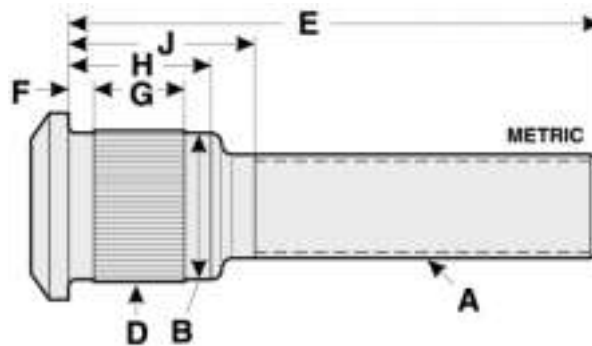
M22 x 1.5 Studs and Nuts

M22 x 1.5 Studs; Headed Continued



Type 8

Description	Grade	Thread Size (A)	Body Dia. (B)	Drum Shoulder (C)	Serr. Dia. (D)	Serr.	Appl.	Overall Length (E)	To The Serr. (F)	Serr. Length (G)	Shoulder Length (H)	Max To 1st Full Thread (J)	Part No.
Headed Studs	10.9	M22 x 1.5	.980/.983	None	None	None	Motor Wheel	3.59	—	—	.62	1.03	13-1562
								4.21	—	—	.62	1.03	13-1560
								4.81	—	—	.62	1.03	13-1563



Type 9

Description	Grade	Thread Size (A)	Body Dia. (B)	Drum Shoulder (C)	Serr. Dia. (D)	Serr.	Appl.	Overall Length (E)	To The Serr. (F)	Serr. Length (G)	Shoulder Length (H)	Max To 1st Full Thread (J)	Part No.
Headed Studs	10.9	M22 x 1.5	1.218/1.222	None	1.244/1.252	42	Gunite	3.87	.24	.75	1.18	1.53	13-1720
								4.00	.16	.50	.73	1.09	13-1722
								4.44	.24	.75	1.18	1.53	13-1721
								4.72	.12	.50	.67	1.00	13-1723

M22 x 1.5 Nuts



Description	Grade	Thread Size	Hex Size	Height	Flange Dia.	Appl.	Part No.
2 Piece Flange Nuts	—	M22 x 1.5	33mm	1.18	1.81	Budd/Gunite/Webb	13-3052
				1.06	1.81		13-3057



Description	Grade	Thread Size	Hex Size	Height	Flange Dia.	Appl.	Part No.
2 Piece Flange Nuts	—	M22 x 1.5	1.50	1.34	2.00	Motor Wheel	13-3050

M30 x 1.5 Nuts

Catalog 213

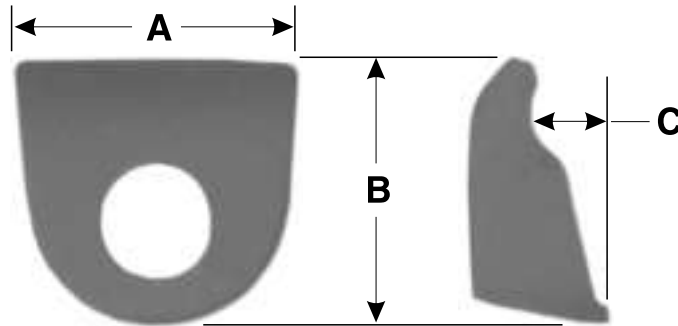
M30 x 1.5 Nuts

M30 x 1.5 Nuts




Description	Grade	Thread Size	Hex Size	Height	Flange Dia.	Appl.	Part No.
Outer Nuts	—	M30 x 1.5	41mm	1.00	—	Steel Wheels	13-3131R/L

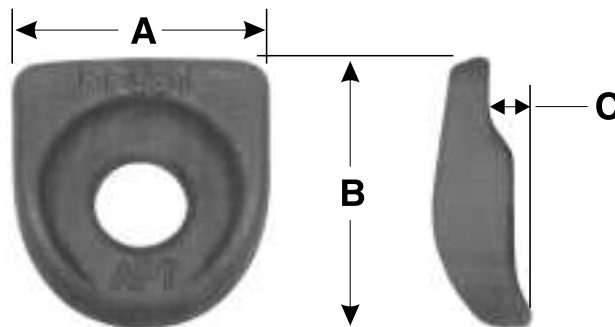
5/8" Stud Front Clamps



Description	Stud Size	Width (A)	Height (B)	Reach (C)	Part No.	Application
Front Clamps - Type 1	.62-11	2.00	2.00	.50	13-5007	Dayton Walther



Description	Stud Size	Width (A)	Height (B)	Reach (C)	Part No.	Application
Front Clamps - Type 2	.62-11	2.12	2.00	.46	13-5033	Goodyear



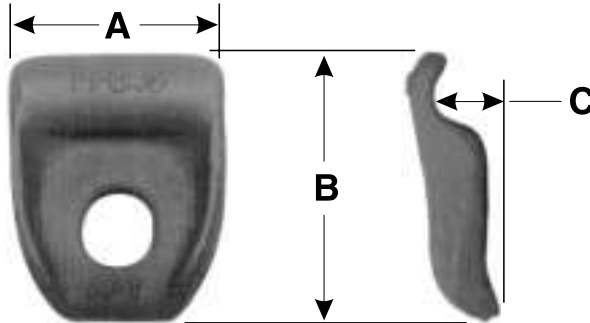
Description	Stud Size	Width (A)	Height (B)	Reach (C)	Part No.	Application
Front Clamps - Type 3	.62-11	2.12	2.18	.59	13-5034	Goodyear

5/8" Stud Front Clamps

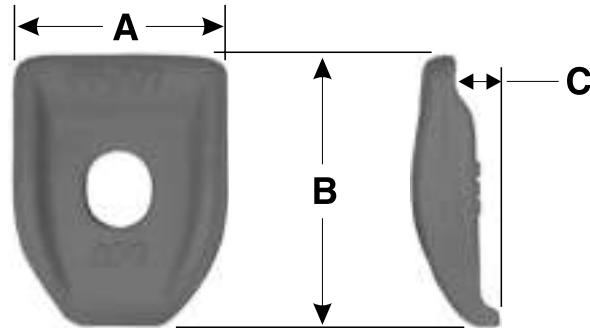
Catalog 213

5/8" Stud Front Clamps


5/8" Stud Front Clamps Continued



Description	Stud Size	Width (A)	Height (B)	Reach (C)	Part No.	Application
Front Clamps - Type 4	.62-11	2.12	2.59	.84	13-5032	Goodyear

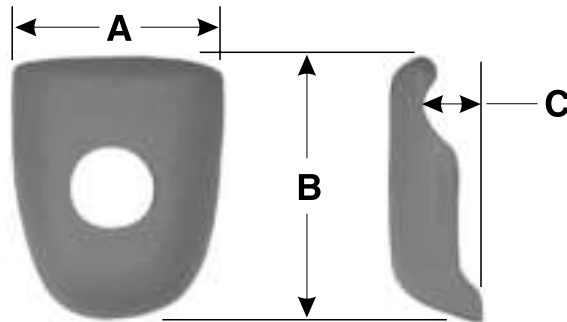


Description	Stud Size	Width (A)	Height (B)	Reach (C)	Part No.	Application
Front Clamps - Type 5	.62-11	2.12	2.81	.37	13-5036	Goodyear



Description	Stud Size	Width (A)	Height (B)	Reach (C)	Part No.	Application
Front Clamps - Type 6	.62-11	2.00	2.25	.62	13-5005	Gunite

5/8" Stud Front Clamps Continued



Description	Stud Size	Width (A)	Height (B)	Reach (C)	Part No.	Application
Front Clamps - Type 7	.62-11	2.00	2.37	.62	13-5004	Gunite

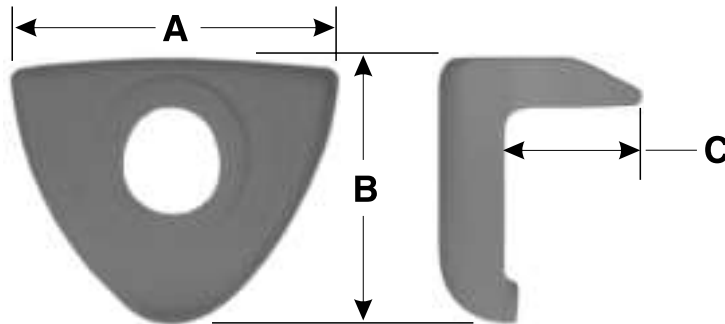
5/8" Stud Front Clamps

5/8" Stud Drive/Trailer Clamps

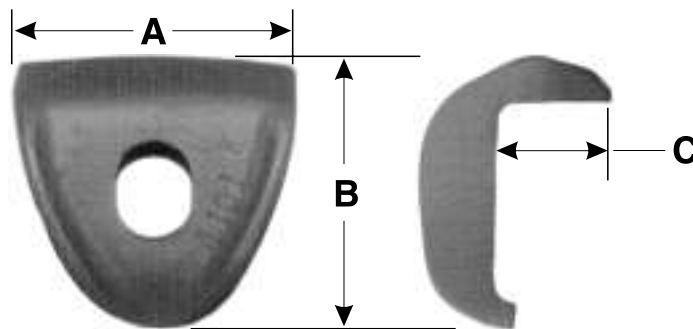
Catalog 213

5/8" Stud Drive/Trailer Clamps

5/8" Stud Drive/Trailer Clamps



Description	Stud Size	Width (A)	Height (B)	Reach (C)	Part No.	Application
Drive/Trailer Clamps - Type 1	.62-11	2.87	2.40	1.00	13-4001	Dayton Walther
				1.37	13-4003	Dayton Walther




Description	Stud Size	Width (A)	Height (B)	Reach (C)	Part No.	Application
Drive/Trailer Clamps - Type 2	.62-11	2.50	2.43	1.06	13-4101	Navistar

Catalog 213


5/8"-11 Studs and Nuts

5/8"-11 Studs and Nuts

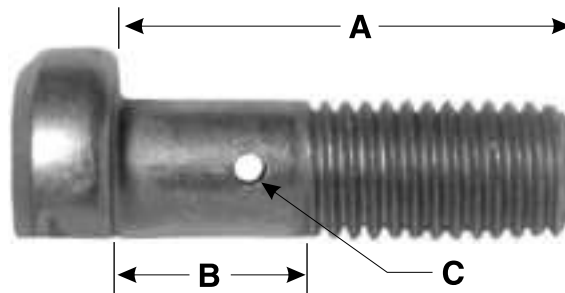
5/8"-11 Studs



Description	Length (A)	Nut Thread	Nut Thread Length (B)	Wheel Thread	Wheel Thread Length (C)	Part No.	Application
Double Threaded Studs - Type 1	2.62	.62-11 3A	1.28	.62-11 3A Unified	.68	13-6001	Gunite
	2.87	.62-11 3A	1.62	.62-11 3A Unified	1.00	13-6002	Goodyear/Webb



Description	Thread Size	Length (A)	Shoulder Length (B)	Head Size (C)	Part No.	Application
Square Headed Studs - Type 2	.62-11 3A	2.12	.87	.93	13-6301	Gunite



Description	Thread Size	Length (A)	Shoulder Length (B)	Hole Location (C)	Part No.	Application
Clipped Head Studs - Type 3	.62-11 2A	2.00	.81	Hole perpendicular to the head clip	13-6402	Navistar
			.87	Hole parallel to the head clip	13-6501	Erie

5/8"-11 Nuts



Description	Thread Size	Hex Size	Height	Flange Dia.	Part No.	Remarks
Rim Nuts - Type 1	.62-11 2B	1.06	.62	—	13-8003	Nut flat on both sides




Description	Thread Size	Hex Size	Height	Flange Dia.	Part No.	Remarks
Rim Nuts - Type 2	.62-11 2B	1.06	.62	—	13-8002	Nut ball face on both sides

3/4" Stud Front Clamps

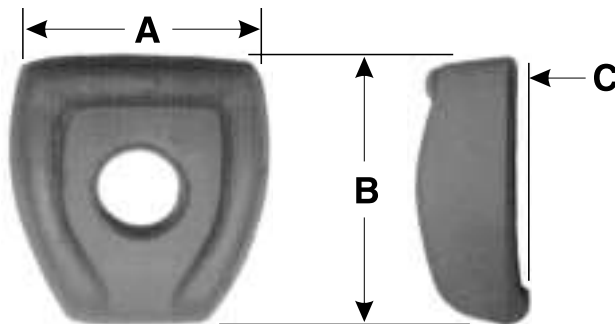
Catalog 213

3/4" Stud Front Clamps

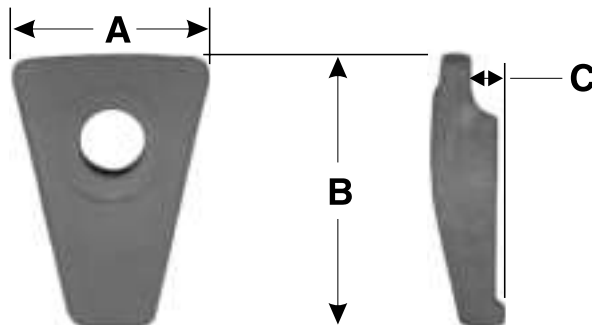
3/4" Stud Front Clamps



Description	Stud Size	Width (A)	Height (B)	Reach (C)	Part No.	Application
Front Clamps - Type 1	.75-10	2.00	2.00	.50	13-5012	Dayton Walther



Description	Stud Size	Width (A)	Height (B)	Reach (C)	Part No.	Application
Front Clamps - Type 2	.75-10	2.56	2.65	.15	13-5020	Dayton Walther



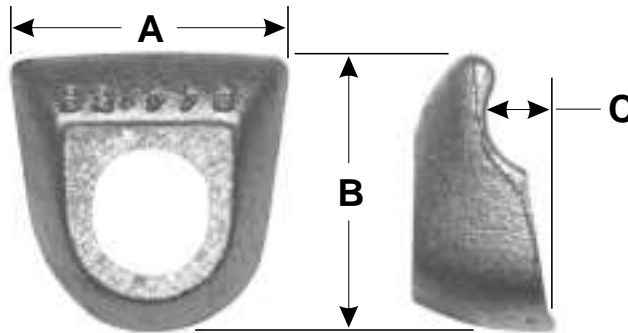
Description	Stud Size	Width (A)	Height (B)	Reach (C)	Part No.	Application
Front Clamps - Type 3	.75-10	2.50	3.34	.62	13-5015	Dayton Walther/Gunite
			3.37	.50	13-5014	Dayton Walther/Gunite

Catalog 213

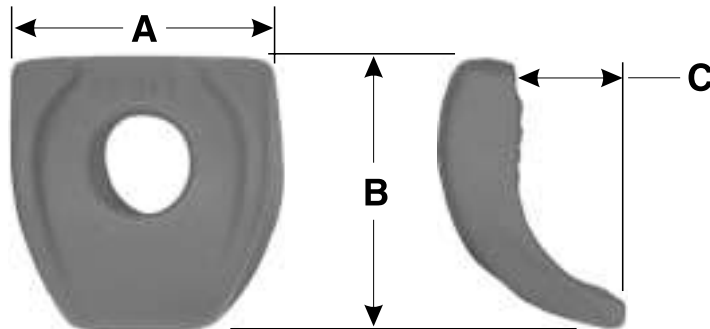
3/4" Stud Front Clamps

3/4" Stud Front Clamps

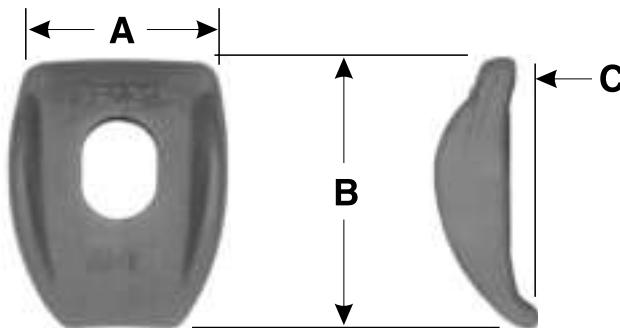
3/4" Stud Front Clamps Continued



Description	Stud Size	Width (A)	Height (B)	Reach (C)	Part No.	Application
Front Clamps - Type 4	.75-10	1.87	2.00	.53	13-5028	GM



Description	Stud Size	Width (A)	Height (B)	Reach (C)	Part No.	Application
Front Clamps - Type 5	.75-10	2.37	2.50	1.25	13-5035	Goodyear



Description	Stud Size	Width (A)	Height (B)	Reach (C)	Part No.	Application
Front Clamps - Type 6	.75-10	2.37	2.93	.18	13-5024	Goodyear

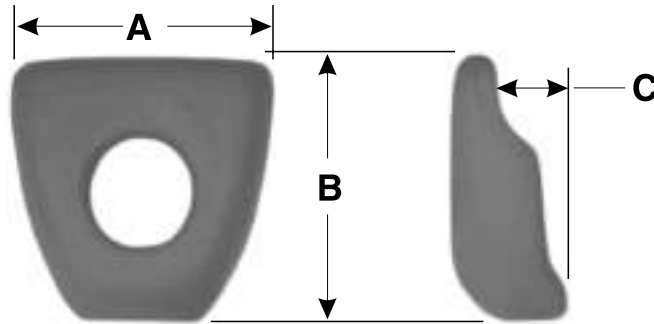
Dayton
parts 131

3/4" Stud Front Clamps

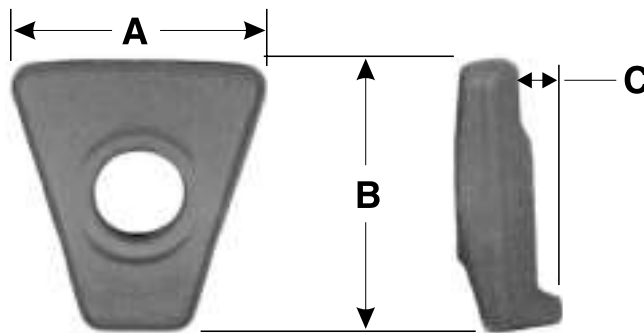
Catalog 213

3/4" Stud Front Clamps

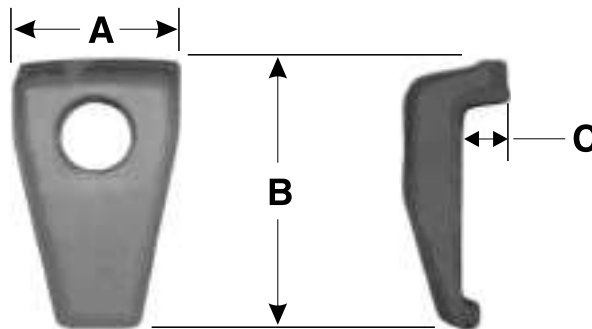
3/4" Stud Front Clamps Continued



Description	Stud Size	Width (A)	Height (B)	Reach (C)	Part No.	Application
Front Clamps - Type 7	.75-10	2.00	2.12	.53	13-5009	Gunite
			2.15	.53	13-5008	Gunite
			2.18	.75	13-5010	Gunite



Description	Stud Size	Width (A)	Height (B)	Reach (C)	Part No.	Application
Front Clamps - Type 8	.75-10	2.50	2.62	.31	13-5016	Mack




Description	Stud Size	Width (A)	Height (B)	Reach (C)	Part No.	Application
Front Clamps - Type 9	.75-10	2.00	3.31	.62	13-5001	Navistar

Catalog 213

3/4" Stud Front Clamps

3/4" Stud Front Clamps

3/4" Stud Front Clamps Continued



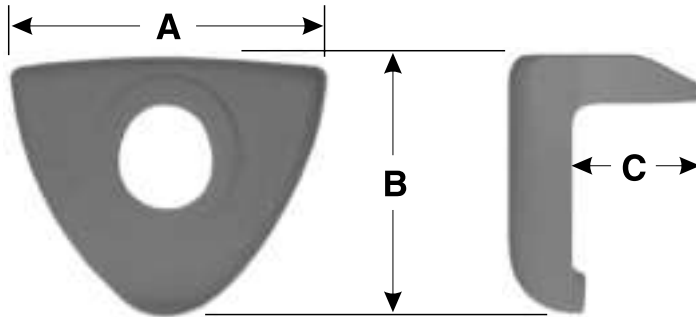
Description	Stud Size	Width (A)	Height (B)	Reach (C)	Part No.	Application
Front Clamps - Type 10	.75-10	2.62	2.71	.40	13-5022	Webb
				.72	13-5023	Webb

3/4" Stud Drive/Trailer Clamps


Catalog 213

3/4" Stud Drive/Trailer Clamps


3/4" Stud Drive/Trailer Clamps



Description	Stud Size	Width (A)	Height (B)	Reach (C)	Part No.	Application
Drive/Trailer Clamps - Type 1	.75-10	2.87	2.40	1.12	13-4002	Dayton Walther
				1.37	13-4010	Dayton Walther
				1.50	13-4004	Dayton Walther
				1.75	13-4006	Dayton Walther
				1.87	13-4009	Dayton Walther
				2.00	13-4011	Dayton Walther
				2.12	13-4008	Dayton Walther



Description	Stud Size	Width (A)	Height (B)	Reach (C)	Part No.	Application
Drive/Trailer Clamps - Type 2	.75-10	2.75	2.18	1.87	13-4311	Erie



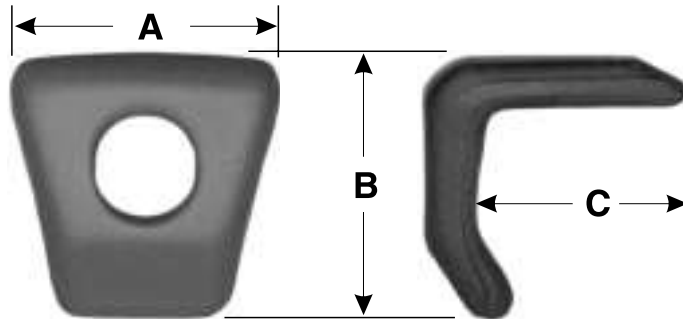
Description	Stud Size	Width (A)	Height (B)	Reach (C)	Part No.	Application
Drive/Trailer Clamps - Type 3	.75-10	2.50	2.40	1.34	13-4850	Goodyear

Catalog 213

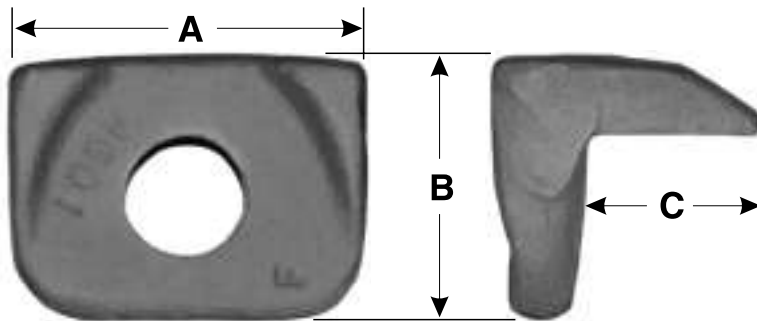
3/4" Stud Drive/Trailer Clamps

3/4" Stud Drive/Trailer Clamps


3/4" Stud Drive/Trailer Clamps Continued



Description	Stud Size	Width (A)	Height (B)	Reach (C)	Part No.	Application
Drive/Trailer Clamps - Type 4	.75-10	2.25	2.37	1.75	13-4525	Gunite



Description	Stud Size	Width (A)	Height (B)	Reach (C)	Part No.	Application
Drive/Trailer Clamps - Type 5	.75-10	2.37	1.81	1.06	13-4601	Gunite
				1.31	13-4605	Gunite
				1.43	13-4602	Gunite
				1.81	13-4606	Gunite




Description	Stud Size	Width (A)	Height (B)	Reach (C)	Part No.	Application
Drive/Trailer Clamps - Type 6	.75-10	2.87	2.37	1.18	13-4530	Gunite
				1.37	13-4531	Gunite

3/4" Stud Drive/Trailer Clamps

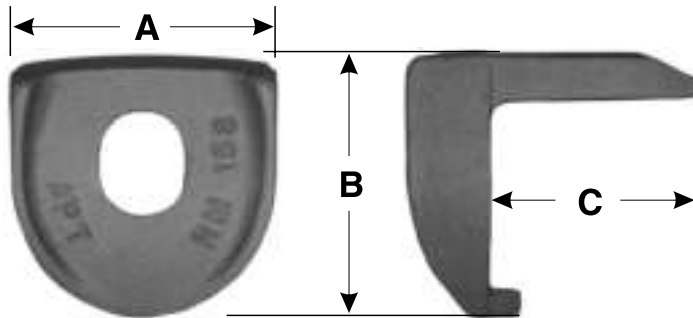
Catalog 213

3/4" Stud Drive/Trailer Clamps

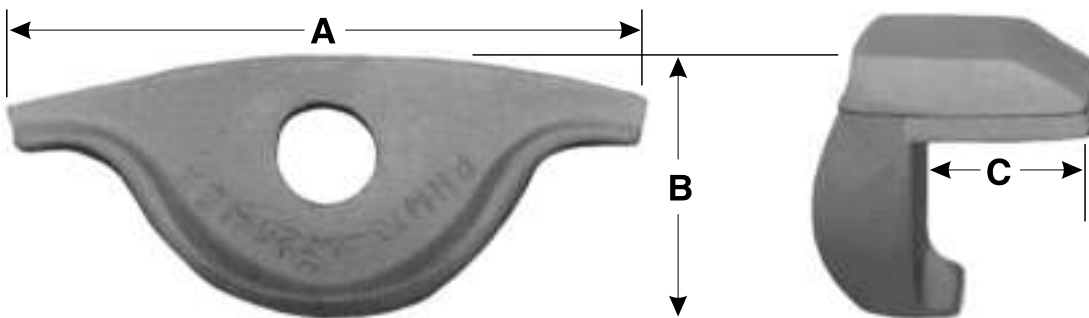
3/4" Stud Drive/Trailer Clamps Continued



Description	Stud Size	Width (A)	Height (B)	Reach (C)	Part No.	Application
Drive/Trailer Clamps - Type 7	.75-10	1.62	2.50	1.75	13-4701	Mack



Description	Stud Size	Width (A)	Height (B)	Reach (C)	Part No.	Application
Drive/Trailer Clamps - Type 8	.75-10	2.50	2.43	1.37	13-4705	Mack
				1.62	13-4706	Mack
				1.87	13-4702	Mack
				2.00	13-4707	Mack
				2.37	13-4703	Mack



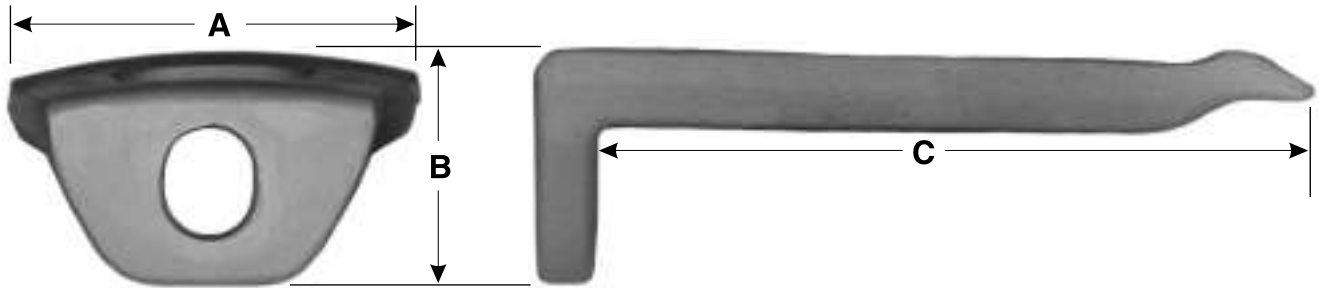
Description	Stud Size	Width (A)	Height (B)	Reach (C)	Part No.	Application
Drive/Trailer Clamps - Type 9	.75-10	6.00	2.43	1.12	13-4723	Mack Heavy Duty
				1.31	13-4720	Mack Heavy Duty
				1.43	13-4725	Mack Heavy Duty
				1.81	13-4724	Mack Heavy Duty

Catalog 213

3/4" Stud Drive/Trailer Clamps

3/4" Stud Drive/Trailer Clamps

3/4" Stud Drive/Trailer Clamps Continued



Description	Stud Size	Width (A)	Height (B)	Reach (C)	Part No.	Application
Drive/Trailer Clamps - Type 10	.75-10	3.25	2.37	5.75	13-4750	Special Application




Description	Stud Size	Width (A)	Height (B)	Reach (C)	Part No.	Application
Dual Stud Trailer Clamps - Type 11	.75-10	7.75	1.81	1.25	13-4807	Webb
		10.62	2.50	1.12	13-4801	Webb
		12.37	2.31	1.06	13-4802	Webb

3/4"-10 Studs


Catalog 213

3/4"-10 Studs

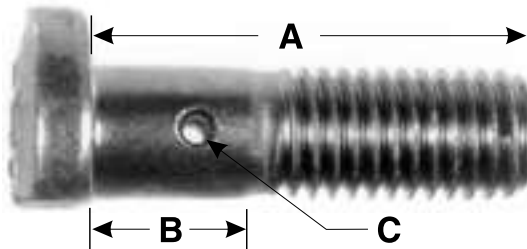
3/4"-10 Studs



Description	Grade	Overall Length (A)	Nut Thread	Nut Thread Length (B)	Wheel Thread	Wheel Thread Length (C)	Part No.	Application
Double Threaded Studs - Type 1	8	3.00	.75-10 3A	1.78	.75-10 3A Unified	.93	13-6003	Erie/Gunite/Webb
			.75-10 3A	1.69	.75-10 5A	.96	13-6010	Dayton Walther
		3.12	.75-10	1.87	.75-10	1.00	13-6008	Dayton Walther/Gunite
		3.56	.75-10	1.62	.75-10	1.62	13-6004	Dayton Walther
		3.62	.75-10 3A	2.31	.75-10 5HF	1.06	13-6014	Goodyear
		4.00	.75-10 3A	2.68	.75-10 5HF	1.06	13-6015	Goodyear



Description	Grade	Overall Length (A)	Nut Thread	Nut Thread Length (B)	Wheel Thread	Wheel Thread Length (C)	Part No.	Application
Double Threaded Studs - Type 2	8	2.87	.75-10	1.50	.75-16	.87	13-6101	Mack



Description	Grade	Thread Size	Length (A)	Shoulder Length (B)	Hole Location (C)	Part No.	Application
Clipped Head Studs - Type 3	5	.75-10 2A	2.25	.65	Hole parallel to the head clip	13-6502	Erie

Catalog 213

3/4"-10 Nuts & Channel Spacers

3/4"-10 Nuts & Channel Spacers

3/4"-10 Nuts



Description	Part No.	Grade	Thread Size	Hex Size	Height	Application	Remarks
Rim Nuts - Type 1	13-8004	5	.75-10 2B	1.25	.75	Standard	Nut flat on both sides
	13-8006	8	.75-10 2B	1.25	.75	Severe Service	Nut flat on both sides



Description	Part No.	Grade	Thread Size	Hex Size	Height	Application	Remarks
Rim Nuts - Type 2	13-8005	5	.75-10 2B	1.25	.75		Nut ball face on both sides



Description	Part No.	Grade	Thread Size	Hex Size	Height	Application	Remarks
Rim Nuts - Type 3	13-8012	—	.75-10 2B	1.62	1.25	1 Piece Flange	

Channel Spacers



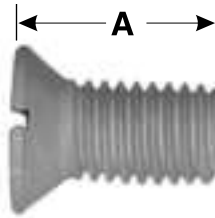
Description	Application	Spacer Width	Part No.
Channel Style	20" Cast Spoke Wheels	3.62	13-492035
		4.00	13-492040
		4.25	13-492042
		4.50	13-492044
	22" Cast Spoke Wheels	3.62	13-492235
		4.00	13-492240
		4.25	13-492242
	24" Cast Spoke Wheels	4.00	13-492440

Drum Bolts


Catalog 213

Drum Bolts


Drum Bolts



Description	Grade	Thread Size	Length (A)	Shoulder Length (B)	To First Thread (C)	Part No.	Application	Remarks
Attaching Screw - Type 1	—	.50-13	1.00	—	—	13-7300		



Description	Grade	Thread Size	Length (A)	Shoulder Length (B)	To First Thread (C)	Part No.	Application	Remarks
Thin Head Bolt - Type 2	8	.62-18	2.00	.21	.25	13-6508	Navistar	Hex head is .28 thick



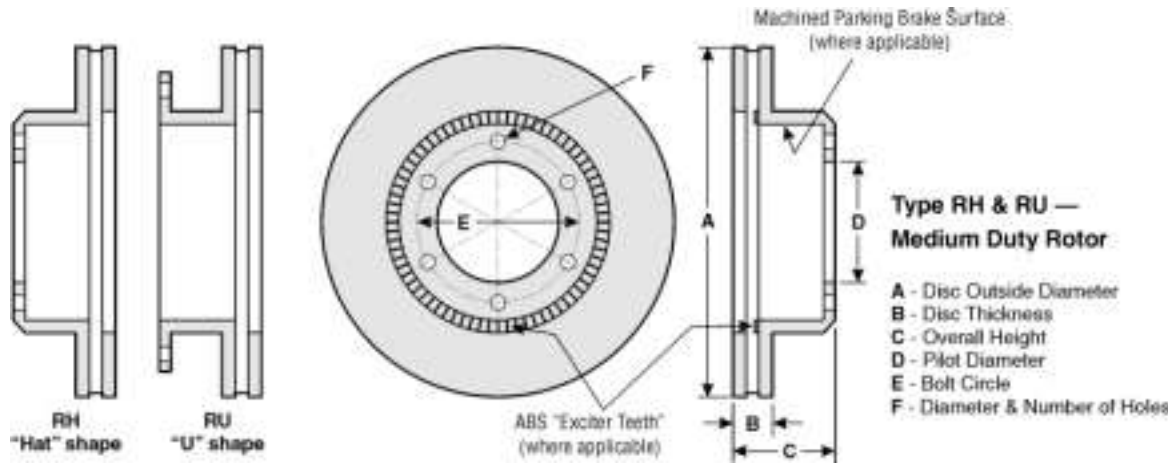
Description	Grade	Thread Size	Length (A)	Shoulder Length (B)	To First Thread (C)	Part No.	Application	Remarks
Standard Hex Head Capscrew - Type 3	8	.62-11	2.00	—	—	13-6520		Drum bolt assy 13-6580
		.62-18	2.00	—	—	13-6521		Drum bolt assy 13-6581
		.75-10	2.00	—	—	13-6522		Drum bolt assy 13-6582
		2.25	—	—	—	13-6532		Drum bolt assy 13-6592
		.75-16	2.00	—	—	—	13-6523	

Note: Drum bolt assembly includes (1) bolt, (1) hard flat washer and (1) lock nut.

Catalog 213

Medium Duty Rotors

Medium Duty Rotors

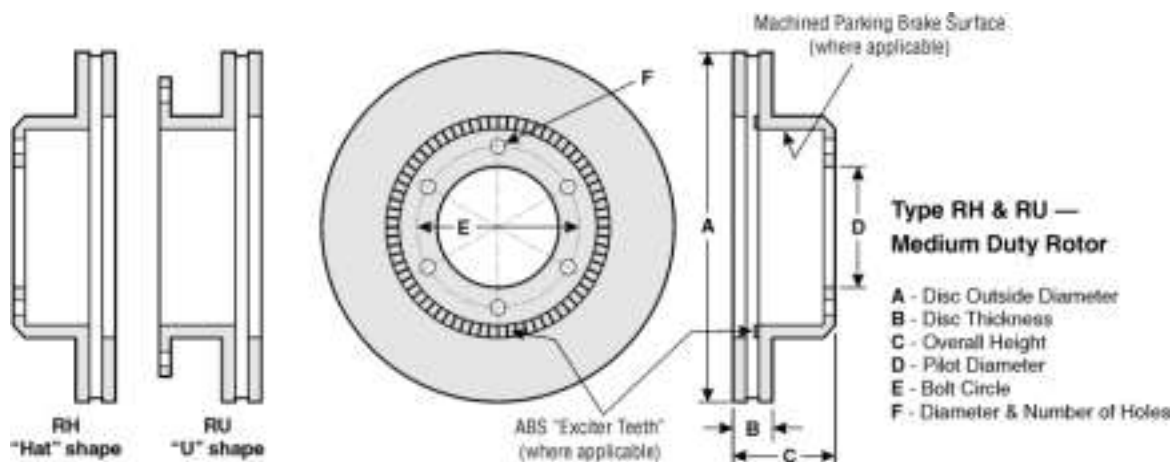


Type	Brake Dia. (A)	Brake Width (B)	Overall Depth (C)	Pilot Dia. (D)	Bolt Circle (E)	No. of Holes	Hole Size (F)	Part No.	Application	Remarks		
RH	11.11	1.38	2.47	4.33	5.38	12	.490	23126229	Isuzu			
	11.50	1.57	2.22	4.33	5.38	12	.490	D4906	Isuzu			
	11.56	1.57	2.31	4.33	5.38	12	.490	D4919	Isuzu			
	12.81	1.50	4.90	4.85	5.75	10	.500	D106835	Ford			
	14.25	1.44	2.98	4.60	6.00	5	.531	123041	GM			
						6	.531	123046	GM			
	14.31	1.65	3.94	4.33	5.38	12	.490	D4920	Isuzu			
	14.50	1.50	3.68	5.06	6.75	8	.634	D4857	Ford			
	14.75	1.35	3.81	5.40	6.75	5	.656	122687	GM	Drilled for ABS, replaces 123486, 123487		
						6	.656	122688	GM	Drilled for ABS, replaces 123468		
						7.25	.781	122700	Ford	Drilled for ABS, replaces 123443, 123480		
						5.75	.781	123460	Ford	Drilled for ABS		
						6.00	7.25	10	.594	123296	GM	Drilled for ABS, replaces 123495
									.781	123439	Ford	
	15.00	1.44	3.21	6.00	7.25	10	.594	123550	Freightliner/Navistar	ABS exciter teeth		
						5	.781	154769	Navistar	ABS exciter teeth		
						6	.781	154770	Navistar	ABS exciter teeth		
						5	.781	123573	Navistar	ABS exciter teeth		
			4.44	6.00	7.25	10	.578	122897	Navistar			
								123552	Navistar	ABS exciter teeth		
							.594	123485	GM	Drilled for ABS, replaces 123434		
								123498	Ford	Drilled for ABS		
15.38	1.44	3.40	6.00	7.25	10	.656	123527	Ford	Larger scallops for stud clearance			
							123557	Freightliner/GM/Navistar	ABS exciter teeth			
							122729	GM				
							123489	GM	Drilled for ABS, replaces 123440			
							.656	123458	GM			
								D4861	Ford	Machined parking brake surface		
15.50	1.50	4.87	5.49	6.75	10	.507	D4861	Ford	Machined parking brake surface			

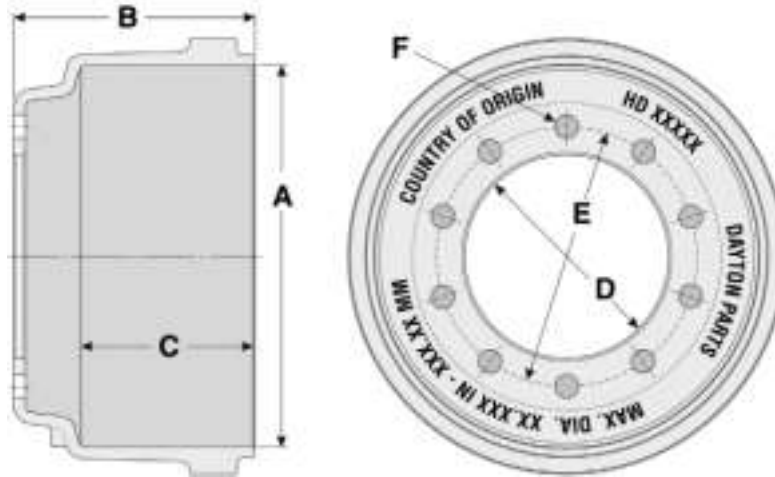
Medium Duty Rotors

Catalog 213

Medium Duty Rotors



Type	Brake Dia. (A)	Brake Width (B)	Overall Depth (C)	Pilot Dia. (D)	Bolt Circle (E)	No. of Holes	Hole Size (F)	Part No.	Application	Remarks			
RU	15.00	1.44	4.49	9.19	11.25	5	.656	122701	Navistar				
							.781	122920	Navistar				
			5.90	14.25	12.75	5	.781	122962	Navistar	Peripheral mount pilot diameter			
								.656	122728	Navistar	Peripheral mount pilot diameter		
			6.80	7.00	8.75	6	.812	122527	Navistar				
								9.38	11.25	10	.812	122945	Navistar
			15.38	1.44	6.21	9.50	11.25	10	.812	123433	GM		
					1.54	4.76	9.25	11.25	6	.781	122691	Ford	
						6.03	6.44	8.75	6	.844	122743	Ford	
						6.07	8.69	11.25	10	.844	122703	Ford	
6.22	9.50	11.25				10	.812	122693	GM				
7.28	9.12	11.25				10	.937	123461	Ford	Drilled for ABS			
7.66	9.12	11.25				10	.937	123574	Freightliner/GM	ABS exciter teeth			



Brake Dia. (A)	Overall Depth (B)	Brake Width (C)	Pilot Dia. (D)	Bolt Circle (E)	Number of Holes	Hole Size (F)	Part No.	Drum Mount	Remarks
15.00	8.86	4.72	8.78	11.25	10	.94	HD61527	Outboard	Drum wght 81lbs
						1.28	HD61528	Outboard	Drum wght 81lbs
16.50	8.00	7.28	11.00	12.75	5/6	.66	HD68897	Inboard	Drum wght 107lbs
	8.38	7.44	9.44	11.00	5/6	.78/.66	HD67518	Inboard	Drum wght 102lbs
	8.44	7.37	11.25	12.75	5/6	.78	HD68981	Inboard	Drum wght 100lbs
	8.50	7.40	11.00	12.50	5/6	.66	HD61780	Inboard	Drum wght 109lbs
	8.69	7.63	10.50	12.75	5/6	.78	HD62997	Inboard	Drum wght 100lbs
	8.75	7.44	9.50	11.25	5/6	.78/.66	HD68765	Inboard	Drum wght 107lbs
					10	.81	HD68730	Inboard	Drum wght 107lbs
	9.50	7.50	9.44	11.25	10	.84	HD62200	Inboard	Drum wght 109lbs
	10.62	7.62	8.78	11.25	10	.94	HD66864	Outboard	Drum wght 112lbs
		7.70	8.53	11.25	10	.81	HD66893	Outboard	Drum wght 111lbs
7.88		9.00	11.25	10	.81	HD66895	Outboard	Drum wght 113lbs	
10.75	7.50	9.44	11.25	10	.84	HD60876	Outboard	Drum wght 115lbs	
18.00	8.24	7.38	11.00	12.75	6	.66	HD61788	Inboard	Drum wght 134lbs

If you are having problems with wheel studs and/or inner nuts, check the following list for some possible solutions:

1. Is it the right stud for the application?

- A. If you have inboard mounted drums (drums on the inside of the hub) with the headed type stud, use a stud with a drum shoulder. If you are using studs with flats, make sure the drum end of the stud has sufficient thread to tighten the hub and drum together correctly. If there is not enough thread for the stud to be properly tensioned, it will cause the stud to break on the wheel end.
- B. If you have outboard mounted drums (drums that can be removed without taking the hub off) be sure to use a stud without a drum shoulder.
- C. On headed type studs, be sure the body diameter, serration diameter, number of serrations, location of the serrations, overall length, the length of the body and to the first full thread are correct. If you are not sure the stud you took out is correct, try to identify the hub manufacturer and number to see what stud they specify for the hub/drum/wheel set up you have.
- D. When installing headed type studs, use a press if possible. If a press is not available, use a brass drift to install the studs, being sure to hit the head squarely and not on the edge. If the head is deformed on the edge, it will concentrate all the tension on the one raised point of the head and cause the stud to break in service.
- E. Be sure you have the correct stand-out for the type (s) of wheels being used (measured from the face of the hub or drum to the end of the stud).
Stand-out for steel wheels is 1.31 - 1.44 and aluminum wheels is 1.75 - 1.88.

2. Is it the right inner cap nut?

Steel to steel:	13-3005R/L (Grade 8)
Aluminum outside steel inside:	13-3028R/L (Grade 8)
Aluminum to aluminum:	13-3026R/L (Grade 8)

3. Are the inner and outer nuts tightened to the proper torque?

- A. *SEE CHART ON FOLLOWING PAGE.* Check and re-tighten if necessary after 50-100 miles to insure the correct torque is maintained.
- B. If you are using an air impact, install a pressure regulator and gauge in the air line. Gradually turn up the air pressure while tightening the inner/outer nuts and check with a torque wrench until the proper specification is reached. Always use the same air gun at the same air pressure level and check with a torque wrench on a regular basis to re-calibrate.
- C. Do not use thread lubricant of any kind because torque is a measurement of friction and not clamp-load (or tightness). All the torque specifications given in the chart on page 163 are for dry threads.

4. Are the wheels in good shape?

- A. Check the stud holes to make sure the seats are not galled or out of round. Sometimes a small ridge will build up at the edge of the stud hole as it wears keeping the wheels, hub, and nuts from mating properly. Make sure the wheels do not have rust or paint build up on either mounting face. Any of these conditions will keep the nuts from maintaining the proper clamp-load.

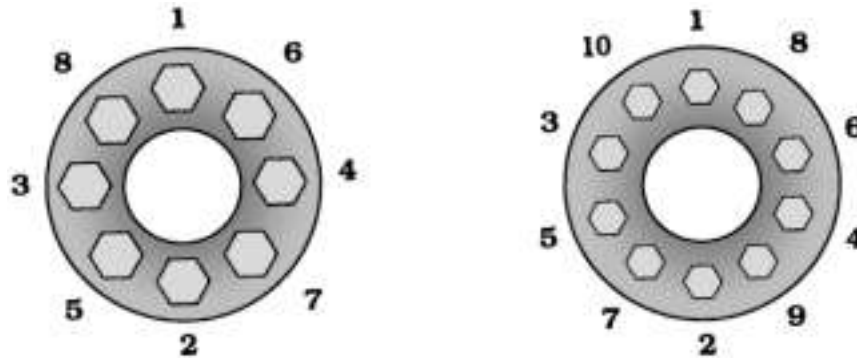
Guide continues on following page.

B. Check for cracks from stud hole to stud hole. This is caused by loose or over-torqued nuts. Cracks from hand-hole to hand-hole, hand-hole to stud hole, or hand-hole to rim are caused by overloading.

C. On hub piloted wheels, check for damage in the pilot (center) hole caused by loose flange nuts.

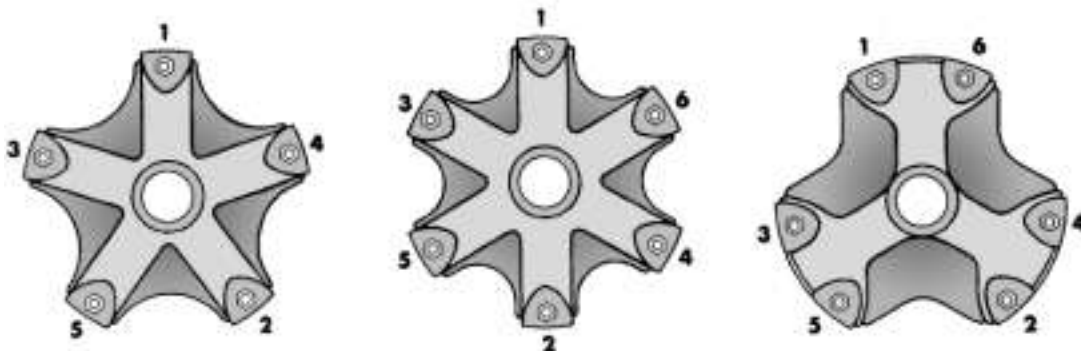
Tightening Sequence and Torque Specifications

Disc Hubs



Mounting Type	Nut Thread	Nut Part No.	Torque Level Ft.-Lb. (Dry)
Hub-Piloted with Flange Nut	11/16"-16	13-3004	300-400
	M22 x 1.5 w/33mm Hex ISO Nut	13-3050	390-500
	M22 x 1.5 w/1-1/2" Hex	13-3052	450-550
Stud-Piloted, Double Cap Nut Standard Type (7/8" Radius)	3/4"-16	13-3005, 13-3028, 13-3029	450-500
	1-1/8"-16	13-3012, 13-3055	450-500
Stud-Piloted, Double Cap Nut Heavy Duty Type (1-3/16" Radius)	15/16"-12	13-3010	750-900
	1-1/8"-12	13-3019	750-900
	1-5/16"-12	13-3017	750-900

Spoke Wheels



Mounting Type	Nut Thread	Nut Part No.	Torque Level Ft.-Lb. (Dry)
Rim Clamp Nuts	5/8"-11	13-8002, 13-8003	150-175
	3/4"-10	13-8004, 13-8006	175-260

Hub Applications Numeric Listing

Catalog 213

Hub Applications Numeric Listing

Hub No.	OEM	Page	Hub No.	OEM	Page	Hub No.	OEM	Page	Hub No.	OEM	Page
09179	Dayton Walther	71	10001494	Con-Met	48	10003645	Con-Met	70	104162	Con-Met	34
10001126	Con-Met	34	10001495	Con-Met	48	10003646	Con-Met	70	104163	Con-Met	34
10001127	Con-Met	34	10001497	Con-Met	48	10003647	Con-Met	70	104164	Con-Met	34
10001128	Con-Met	34	10001510	Con-Met	48	10003648	Con-Met	70	104165	Con-Met	34
10001129	Con-Met	34	10001512	Con-Met	48	10003649	Con-Met	70	104166	Con-Met	34
10001130	Con-Met	34	10001513	Con-Met	48	10003650	Con-Met	70	104175	Con-Met	34
10001288	Con-Met	47	10001515	Con-Met	48	10003656	Con-Met	71	104176	Con-Met	34
10001289	Con-Met	47	10001516	Con-Met	48	10003657	Con-Met	71	104183	Con-Met	34
10001290	Con-Met	47	10001517	Con-Met	48	10003658	Con-Met	71	104184	Con-Met	34
10001291	Con-Met	47	10001518	Con-Met	48	10003659	Con-Met	71	104187	Con-Met	34
10001339	Con-Met	47	10001519	Con-Met	48	10003660	Con-Met	71	104188	Con-Met	34
10001340	Con-Met	47	10001522	Con-Met	48	10003661	Con-Met	71	104191	Con-Met	34
10001341	Con-Met	47	10001523	Con-Met	48	10003662	Con-Met	71	104192	Con-Met	34
10001342	Con-Met	47	10001524	Con-Met	48	10003663	Con-Met	71	104195	Con-Met	34
10001343	Con-Met	47	10001525	Con-Met	48	10003664	Con-Met	71	104196	Con-Met	34
10001344	Con-Met	47	10001571	Con-Met	48	10003665	Con-Met	71	104221	Con-Met	34
10001345	Con-Met	47	10001572	Con-Met	48	10003666	Con-Met	71	104222	Con-Met	34
10001346	Con-Met	47	10001573	Con-Met	48	10003667	Con-Met	71	104227	Con-Met	34
10001347	Con-Met	47	10001574	Con-Met	48	10005352	Con-Met	48	104228	Con-Met	34
10001348	Con-Met	47	10001575	Con-Met	48	10005353	Con-Met	48	104229	Con-Met	34
10001349	Con-Met	47	10001576	Con-Met	48	10005354	Con-Met	49	104230	Con-Met	34
10001350	Con-Met	47	10001937	Con-Met	35	10005355	Con-Met	49	104240	Con-Met	34
10001351	Con-Met	47	10001938	Con-Met	35	10005356	Con-Met	49	1051	Webb	79
10001352	Con-Met	47	10001941	Con-Met	35	10005357	Con-Met	49	105197	Con-Met	47
10001423	Con-Met	47	10001942	Con-Met	35	10005358	Con-Met	49	105198	Con-Met	47
10001425	Con-Met	47	10001989	Con-Met	48	10005359	Con-Met	49	105199	Con-Met	47
10001426	Con-Met	47	10003384	Con-Met	48	10005360	Con-Met	49	105200	Con-Met	47
10001427	Con-Met	47	10003386	Con-Met	48	10005361	Con-Met	49	105201	Con-Met	47
10001428	Con-Met	47	10003387	Con-Met	48	10005362	Con-Met	49	105202	Con-Met	47
10001429	Con-Met	47	10003466	Con-Met	48	10005363	Con-Met	49	105209	Con-Met	47
10001430	Con-Met	47	10003467	Con-Met	48	1001	Webb	78	105210	Con-Met	47
10001431	Con-Met	47	10003468	Con-Met	48	1005	Webb	78	105211	Con-Met	47
10001440	Con-Met	47	10003469	Con-Met	48	1006	Webb	78	105212	Con-Met	47
10001441	Con-Met	47	10003470	Con-Met	48	1020	Webb	79	105213	Con-Met	47
10001442	Con-Met	47	10003471	Con-Met	48	103837	Con-Met	34	105214	Con-Met	47
10001443	Con-Met	48	10003472	Con-Met	48	103898	Con-Met	34	105216	Con-Met	47
10001444	Con-Met	48	10003473	Con-Met	48	103911	Con-Met	34	105217	Con-Met	47
10001445	Con-Met	48	10003474	Con-Met	48	103912	Con-Met	34	105237	Con-Met	34
10001446	Con-Met	48	10003475	Con-Met	48	103915	Con-Met	34	105238	Con-Met	34
10001447	Con-Met	48	10003476	Con-Met	48	103916	Con-Met	34	105239	Con-Met	34
10001464	Con-Met	48	10003477	Con-Met	48	103928	Con-Met	47	105243	Con-Met	34
10001465	Con-Met	48	10003478	Con-Met	35	103929	Con-Met	47	105244	Con-Met	34
10001466	Con-Met	48	10003479	Con-Met	35	103930	Con-Met	47	105245	Con-Met	34
10001467	Con-Met	48	10003480	Con-Met	35	103931	Con-Met	47	105246	Con-Met	34
10001468	Con-Met	48	10003481	Con-Met	35	103934	Con-Met	47	1056	Webb	79
10001469	Con-Met	48	10003482	Con-Met	35	103935	Con-Met	47	105968	Con-Met	70
10001470	Con-Met	48	10003483	Con-Met	35	103936	Con-Met	47	105969	Con-Met	70
10001471	Con-Met	48	10003639	Con-Met	70	103937	Con-Met	47	105970	Con-Met	70
10001472	Con-Met	48	10003640	Con-Met	70	103941	Con-Met	47	105971	Con-Met	70
10001474	Con-Met	48	10003641	Con-Met	70	103942	Con-Met	47	105972	Con-Met	70
10001479	Con-Met	48	10003642	Con-Met	70	103943	Con-Met	47	105973	Con-Met	70
10001481	Con-Met	48	10003643	Con-Met	70	103944	Con-Met	47	105974	Con-Met	70
10001492	Con-Met	48	10003644	Con-Met	70	104161	Con-Met	34	105975	Con-Met	70

Catalog 213

Hub Applications Numeric Listing

Numeric Listing

Hub No.	OEM	Page	Hub No.	OEM	Page	Hub No.	OEM	Page	Hub No.	OEM	Page
105988	Con-Met	70	1099	Webb	79	1623	Webb	59	2652	Webb	63
105989	Con-Met	70	1220	Webb	79	1699	Webb	59	2653	Webb	64
105990	Con-Met	70	1221	Webb	80	2023	Webb	81	2656	Webb	65
105991	Con-Met	70	1251	Webb	80	2027	Webb	81	2691	Webb	66
106172	Con-Met	70	1256	Webb	80	2028	Webb	82	2692	Webb	66
106173	Con-Met	70	1320	Webb	80	2033	Webb	82	2699	Webb	67
106174	Con-Met	70	1329	Webb	80	2091	Webb	83	2723	Webb	67
106175	Con-Met	70	1331	Webb	80	2099	Webb	83	4023	Webb	88
106176	Con-Met	70	1391	Webb	80	2321	Webb	83	4343	Webb	89
106177	Con-Met	70	14131	Dayton Walther	71	2323	Webb	84	4520	Webb	46
106178	Con-Met	70	14802	Dayton Walther	71	2327	Webb	84	4643	Webb	68
106179	Con-Met	70	14874	Dayton Walther	35	2328	Webb	85	4653	Webb	68
106272	Con-Met	70	1510	Webb	42	2333	Webb	85	4656	Webb	69
106274	Con-Met	70	1521	Webb	42	2343	Webb	86	87336	Motor Wheel	77
106275	Con-Met	70	1523	Webb	42	2349	Webb	87	87385	Motor Wheel	57
106277	Con-Met	70	15250	Dayton Walther	35	2391	Webb	87	87386	Motor Wheel	57
106347	Con-Met	70	1526	Webb	42	2398	Webb	87	87433	Motor Wheel	77
106349	Con-Met	70	1528	Webb	42	2401	Webb	88	88332	Motor Wheel	77
106350	Con-Met	70	1530	Webb	42	2431	Webb	88	88405	Motor Wheel	41
106352	Con-Met	70	1539	Webb	42	2510	Webb	43	88462	Motor Wheel	57
106393	Con-Met	70	1540	Webb	42	2518	Webb	43	88483	Motor Wheel	57
106395	Con-Met	70	15414	Dayton Walther	49	2520	Webb	43	88526	Motor Wheel	57
106396	Con-Met	70	15420	Dayton Walther	49	2521	Webb	43	88737	Motor Wheel	41
106398	Con-Met	70	15429	Dayton Walther	35	2523	Webb	44	88796	Motor Wheel	57
106403	Con-Met	70	15479	Dayton Walther	71	2524	Webb	44	88813	Motor Wheel	41
106404	Con-Met	70	1550	Webb	43	2526	Webb	44	89007	Motor Wheel	41
106405	Con-Met	70	15501	Dayton Walther	71	2528	Webb	44	89023	Motor Wheel	41
106406	Con-Met	70	15502	Dayton Walther	71	2530	Webb	45	89126	Motor Wheel	58
106432	Con-Met	70	15506	Dayton Walther	49	2531	Webb	45	89161	Motor Wheel	77
106434	Con-Met	70	15507	Dayton Walther	35	2533	Webb	45	89170	Motor Wheel	78
106435	Con-Met	70	15509	Dayton Walther	49	2536	Webb	45	89402	Motor Wheel	78
106437	Con-Met	70	15510	Dayton Walther	49	2540	Webb	45	89426	Motor Wheel	78
106442	Con-Met	70	15512	Dayton Walther	35	2541	Webb	45	89572	Motor Wheel	41
106443	Con-Met	70	15519	Dayton Walther	35	2543	Webb	46	89639	Motor Wheel	42
106444	Con-Met	70	15521	Dayton Walther	35	2548	Webb	46	89650	Motor Wheel	58
106445	Con-Met	70	15527	Dayton Walther	71	2550	Webb	46	89772	Motor Wheel	58
106584	Con-Met	47	15537	Dayton Walther	71	2560	Webb	46	89777	Motor Wheel	78
106585	Con-Met	47	15541	Dayton Walther	71	2568	Webb	46	89802	Motor Wheel	42
107565	Con-Met	34	15571	Dayton Walther	71	2605	Webb	59	89827	Motor Wheel	42
107566	Con-Met	34	15576	Dayton Walther	49	2606	Webb	59	89857	Motor Wheel	42
107567	Con-Met	34	15577	Dayton Walther	35	2608	Webb	59	89859	Motor Wheel	42
107570	Con-Met	34	15578	Dayton Walther	35	2609	Webb	59	89860	Motor Wheel	58
107571	Con-Met	34	15582	Dayton Walther	49	2610	Webb	59	89862	Motor Wheel	58
107586	Con-Met	34	15593	Dayton Walther	72	2614	Webb	60	89866	Motor Wheel	78
107587	Con-Met	34	15656	Dayton Walther	72	2616	Webb	60	89991	Motor Wheel	78
108157	Con-Met	34	15857	Dayton Walther	72	2617	Webb	60	90047	Motor Wheel	58
108158	Con-Met	34	15944	Dayton Walther	72	2618	Webb	61	90083	Motor Wheel	42
108159	Con-Met	34	15968	Dayton Walther	72	2629	Webb	61	90085	Motor Wheel	58
108160	Con-Met	34	15984	Dayton Walther	72	2633	Webb	61	90105	Motor Wheel	78
108165	Con-Met	34	1605	Webb	58	2635	Webb	61	90214	Motor Wheel	58
108166	Con-Met	34	1609	Webb	58	2636	Webb	61	90248	Motor Wheel	58
108167	Con-Met	34	1610	Webb	58	2643	Webb	62	90316	Motor Wheel	58
108168	Con-Met	34	1622	Webb	59	2648	Webb	63	90323	Motor Wheel	58

Hub Applications Numeric Listing

Catalog 213

Numeric Listing

Hub No.	OEM	Page	Hub No.	OEM	Page	Hub No.	OEM	Page	Hub No.	OEM	Page
90361	Motor Wheel	58	HF606K	Gunite	37	HR447K	Gunite	50	HR858K	Gunite	55
90426	Motor Wheel	42	HF607K	Gunite	37	HR466K	Gunite	50	HR861K	Gunite	56
90472	Motor Wheel	78	HF615K	Gunite	37	HR529K	Gunite	50	HR865K	Gunite	56
90479	Motor Wheel	58	HF624K	Gunite	37	HR530K	Gunite	50	HR866K	Gunite	56
90490	Motor Wheel	78	HF629K	Gunite	37	HR540K	Gunite	50	HR867K	Gunite	56
90513	Motor Wheel	42	HF635K	Gunite	37	HR556K	Gunite	50	HR868K	Gunite	56
90514	Motor Wheel	58	HF644K	Gunite	37	HR568K	Gunite	50	HR869K	Gunite	56
90531	Motor Wheel	78	HF650K	Gunite	37	HR574K	Gunite	50	HR870K	Gunite	56
90543	Motor Wheel	42	HF658K	Gunite	37	HR575K	Gunite	50	HR871K	Gunite	56
90544	Motor Wheel	58	HF660K	Gunite	37	HR577K	Gunite	50	HR873A1	Gunite	56
90577	Motor Wheel	42	HF669K	Gunite	37	HR578K	Gunite	50	HR873A2	Gunite	56
90623	Motor Wheel	42	HF670K	Gunite	37	HR595K	Gunite	50	HR892K	Gunite	57
90627	Motor Wheel	58	HF682K	Gunite	38	HR611K	Gunite	51	HR893K	Gunite	57
90642	Motor Wheel	42	HF684K	Gunite	38	HR623K	Gunite	51	HR895A1	Gunite	57
90645	Motor Wheel	58	HF689K	Gunite	38	HR631K	Gunite	51	HR895A2	Gunite	57
90648	Motor Wheel	42	HF691K	Gunite	38	HR652K	Gunite	51	HR916K	Gunite	57
H217K	Gunite	49	HF698K	Gunite	38	HR657K	Gunite	51	HR917K	Gunite	57
H224K	Gunite	49	HF707K	Gunite	38	HR674K	Gunite	51	HR922K	Gunite	57
H281K	Gunite	49	HF711K	Gunite	38	HR688K	Gunite	51	HR956K	Gunite	57
H321K	Gunite	35	HF722K	Gunite	38	HR690K	Gunite	51	HT484K	Gunite	72
H322K	Gunite	49	HF725K	Gunite	38	HR693K	Gunite	51	HT510K	Gunite	73
H334K	Gunite	35	HF731K	Gunite	38	HR697K	Gunite	51	HT516K	Gunite	73
H344K	Gunite	72	HF746K	Gunite	39	HR699K	Gunite	52	HT518K	Gunite	73
H346K	Gunite	35	HF747K	Gunite	39	HR717K	Gunite	52	HT590K	Gunite	73
H356K	Gunite	49	HF769K	Gunite	39	HR726K	Gunite	52	HT683K	Gunite	73
H358K	Gunite	49	HF770K	Gunite	39	HR732K	Gunite	52	HT789K	Gunite	73
H359K	Gunite	49	HF773K	Gunite	39	HR733K	Gunite	52	HT790K	Gunite	74
H361K	Gunite	49	HF781K	Gunite	39	HR734K	Gunite	52	HT791K	Gunite	74
H363K	Gunite	50	HF791K	Gunite	39	HR735K	Gunite	52	HT792K	Gunite	74
H372K	Gunite	72	HF792K	Gunite	39	HR736K	Gunite	52	HT793K	Gunite	74
H382K	Gunite	36	HF793K	Gunite	39	HR761K	Gunite	52	HT794J	Gunite	75
H389K	Gunite	72	HF794K	Gunite	40	HR762K	Gunite	52	HT795J	Gunite	75
H394K	Gunite	50	HF795K	Gunite	40	HR763K	Gunite	53	HT796K	Gunite	75
H399K	Gunite	50	HF801K	Gunite	40	HR764K	Gunite	53	HT797K	Gunite	75
H403K	Gunite	50	HF803K	Gunite	40	HR771K	Gunite	53	HT798J	Gunite	75
H404K	Gunite	50	HF805K	Gunite	40	HR774K	Gunite	53	HT799J	Gunite	76
H408K	Gunite	50	HF819K	Gunite	40	HR778K	Gunite	53	HT807K	Gunite	76
HF309K	Gunite	36	HF820K	Gunite	40	HR802K	Gunite	53	HT808K	Gunite	76
HF365K	Gunite	36	HF826K	Gunite	40	HR804K	Gunite	53	HT811A1	Gunite	76
HF366K	Gunite	36	HF837K	Gunite	40	HR811K	Gunite	53	HT811A2	Gunite	76
HF460K	Gunite	36	HF838K	Gunite	40	HR812K	Gunite	53	HT812K	Gunite	76
HF477K	Gunite	36	HF839K	Gunite	40	HR813K	Gunite	53	HT814A1	Gunite	76
HF478K	Gunite	36	HF847K	Gunite	40	HR822K	Gunite	54	HT814A2	Gunite	77
HF479K	Gunite	36	HF848K	Gunite	40	HR823K	Gunite	54	HT817A1	Gunite	77
HF494K	Gunite	36	HF850K	Gunite	40	HR824K	Gunite	54	HT817A2	Gunite	77
HF495K	Gunite	36	HF851K	Gunite	41	HR832K	Gunite	54	HT818K	Gunite	77
HF501K	Gunite	36	HF859K	Gunite	41	HR840K	Gunite	55	HT821J	Gunite	77
HF519K	Gunite	36	HF863K	Gunite	41	HR841K	Gunite	55			
HF532K	Gunite	36	HF874K	Gunite	41	HR842K	Gunite	55			
HF544K	Gunite	36	HF879K	Gunite	41	HR848K	Gunite	55			
HF581K	Gunite	36	HF882K	Gunite	41	HR849K	Gunite	55			
HF599K	Gunite	36	HF897K	Gunite	41	HR853K	Gunite	55			
HF605K	Gunite	36	HR444K	Gunite	50	HR855K	Gunite	55			

Catalog 213

Numeric Listing

Numeric Listing

Part No.	Page	Part No.	Page	Part No.	Page	Part No.	Page	Part No.	Page
06-198	21, 23	06-360	19, 26	06-4781	19, 20, 22, 30	11-0190	4	11-1876	8
06-201	19, 23	06-3601	19, 21, 26	06-482	19, 30	11-0192	4	11-1877	8
06-2011	19, 20, 21, 22, 23	06-361	21, 26	06-483	22, 29, 30	11-0193	4	11-1880	8
06-2012	19, 20, 21, 22, 23	06-362	21, 26	06-484	20, 30	11-0195	4	11-1884	9
06-2013	19, 20, 21, 23	06-365	20, 26	06-4841	19, 20, 22, 30	11-0198	3	11-1885	10
06-202	21, 23	06-366	19, 26, 27	06-500	20, 30	11-0206	3	11-1886	8
06-203	20, 23	06-3661	19, 20, 21, 22, 26	06-501	21, 30	11-0212	3	11-1887	9
06-204	19, 23	06-3662	19, 20, 21, 22, 27	06-502	19, 30	11-0213	3	11-1888	9
06-2041	19, 22, 23	06-367	22, 26, 27	06-5021	19, 20, 21, 30	11-0553	3	11-1901	6
06-205	22, 23	06-368	21, 26, 27	06-503	21, 30	11-0554	3	11-1902	6
06-206	22, 23	06-369	20, 27	06-504	20, 31	11-0600A	33	11-1903	7
06-207	19, 24	06-370	19, 27	06-505	21, 31	11-0602A	33	11-1904	6
06-2071	19, 22, 24	06-3701	19, 22, 27	06-506	19, 31	11-0605A	33	11-1905	7
06-208	22, 24	06-371	22, 27	06-5061	19, 20, 21, 31	11-0606A	33	11-1906	6
06-209	22, 24	06-384	19, 27	06-508	20, 31	11-0656A	33	11-1907	7
06-210	19, 24	06-3841	22, 27	06-5081	20, 21, 22, 31	11-0657A	33	11-1908	6
06-2101	19, 22, 24	06-385	22, 27	06-509	21, 31	11-0658A	33	11-1909	7
06-211	22, 24	06-386	22, 27	06-510	22, 31	11-0660	15	11-1910	6
06-212	22, 24	06-400	20, 27	06-511	20, 31	11-0670	15	11-1911	7
06-217	19	06-401	19, 27	06-520	19, 31	11-0671	15	11-1912	6
06-221	19, 24	06-401	19, 27	06-5201	19, 22, 31	11-0673	15	11-1913	7
06-222	21, 24	06-4011	19, 20, 21, 27	06-5202	19, 22, 31	11-0674	15	11-1914	6
06-223	19, 24	06-402	21, 27	06-521	22, 31	11-0675	15	11-1915	6
06-2231	19, 20, 21, 22, 24	06-403	20, 28	06-522	22, 31	11-0676	15	11-1916	6
06-2232	19, 21, 24	06-404	19, 28	06-550	20, 32	11-0677	15	11-1917	7
06-224	20, 24	06-4041	19, 20, 21, 28	06-551	22, 32	11-0680	15	11-1918	6
06-225	21, 24	06-405	21, 28, 29	06-552	20, 32	11-0681	15	11-1919	7
06-226	19, 25	06-407	20, 28	06-5521	20, 22, 32	11-1799	5	11-1920	6
06-2261	19, 21, 22, 25	06-408	19, 28	06-560	20, 32	11-1799-07	5	11-1921	6
06-228	21, 25	06-4081	19, 20, 21, 28	06-5601	20, 22, 32	11-1801	5	11-1922	6
06-229	22, 25	06-409	21, 28	06-561	22, 32	11-1803	5	11-1923	6
06-230	22, 23	06-411	20, 28, 29	06-562	19, 32	11-1804	5	11-1924	7
06-231	22, 24	06-412	19, 28, 29	06-5621	19, 22, 32	11-1805	5	11-1925	7
06-232	22, 23	06-4121	19, 20, 21, 28	06-563	22, 32	11-1806	5	11-1926	6
06-233	22, 23	06-4123	19, 20, 21, 28	06-566	20, 32	11-1810	6	11-1927	7
06-238	20, 25	06-4123	19, 20, 21, 28	06-5661	20, 22, 32	11-1814	6	11-1928	6
06-239	21, 25	06-4124	19, 21, 29	06-567	22, 32	11-1821	9	11-1929	7
06-240	20, 25	06-4125	20, 21, 22, 29	06-570	22, 31	11-1830	9	11-1930	7
06-2401	20, 21, 25	06-413	21, 28, 29	06-571	22	11-1831	9	11-1931	7
06-242	22, 25	06-414	19, 29	06-571	22	11-1832	9	11-1932	6
06-243	21, 25	06-415	21, 28	06-595	22, 33	11-1841	9	11-1933	7
06-244	20, 25	06-416	21, 29	06-596	19, 33	11-1842	9	11-1934	6
06-2441	20, 21, 22, 25	06-417	21, 28, 29	06-5961	19, 22, 33	11-1842	9	11-1934	6
06-348	19, 25	06-420	20, 29	11-0100	2	11-1843	9	11-1935	7
06-3481	19, 21, 22, 25	06-421	20, 29	11-0103	2	11-1844	9	11-1936	6
06-349	21, 25	06-4211	20, 21, 29	11-0105	2	11-1851	8	11-1937	7
06-350	19, 26	06-422	21, 29	11-0123	2	11-1858	9	11-1938	7
06-3501	19, 21, 26	06-422	21, 29	11-0124	2	11-1859	9	11-1939	6
06-352	21, 26	06-424	20, 29	11-0125	2	11-1861	7	11-1940	7
06-354	19, 26	06-425	19, 29	11-0129	2	11-1862	7	11-1941	7
06-3541	19, 20, 21, 22, 26	06-4251	19, 20, 21, 29	11-0130	2	11-1863	7	11-1942	7
06-355	22, 25, 26	06-470	19, 30	11-0131	2	11-1864	7	11-1943	7
06-357	21, 25, 26	06-471	22, 30	11-0150	2	11-1865	7	11-1944	7
06-358	20, 26	06-472	20, 30	11-0185	4	11-1866	7	11-1960	5
		06-4721	19, 20, 22, 30	11-0186	4	11-1872	8	11-1961	5
		06-476	19, 30	11-0187	4	11-1873	8	11-1963	5
		06-477	22, 30	11-0188	4	11-1874	8	11-1968	5
		06-478	20, 30	11-0189	4	11-1875	8	11-1969	5

Numeric Listing

Catalog 213

Numeric Listing

Part No.	Page	Part No.	Page	Part No.	Page	Part No.	Page	Part No.	Page
11-1974	5	123439	141	13-1133R/L	40, 50, 53, 54, 55, 56, 57, 74, 75, 102	13-1304R/L	109	13-1570	43, 44, 45, 46, 59, 60, 62, 81, 82, 84, 85, 86, 122
11-1976	6	123458	141			13-1305R/L	49, 55, 109		
11-1977	6	123460	141	13-1135R/L	53, 73, 74, 75, 102	13-1310R/L	49, 50	13-1571	43, 44, 45, 46, 59, 60, 61, 62, 63, 64, 65, 67, 81, 82, 84, 85, 86, 88, 122
11-1978	5	123461	142			13-1326R/L	55		
11-1979	6	123485	141	13-1136R/L	49, 50	13-1411R/L	115	13-1572	59, 60, 61, 63, 64, 65, 67, 81, 82, 84, 85, 86, 88, 122
11-1980	5	123489	141	13-1137R/L	49	13-1412R/L	115		
11-1981	5	123498	141	13-1139R/L	72, 102	13-1413R/L	115	13-1573	46, 122
11-1982	5	123527	141	13-1140R/L	42, 59, 79, 80, 104	13-1419R/L	115	13-1574	46, 62, 68, 69, 89, 122
11-1983	5	123550	141			13-1449R/L	118		
11-1985	6	123552	141	13-1143R/L	101	13-1474R/L	116	13-1575	62, 68, 69, 89, 122
11-1986	8	123557	141	13-1144R/L	59, 79, 80, 104	13-1501R/L	105		
11-1987	8	123572	141	13-1145R/L	40, 41, 50, 53, 55, 56, 57, 102	13-1502R/L	104	13-1576	50, 52, 55, 73, 75, 77, 122
11-1992	8	123573	141	13-1146R/L	102	13-1505R/L	104	13-1577	37, 40, 41, 50, 51, 52, 53, 55, 56, 73, 75, 77, 122
11-1993	8	123574	142	13-1147R/L	37, 38, 51, 73, 102	13-1506R/L	104		
11-1994	8	13-1001R/L	108			13-1537	38, 39, 51, 53, 119	13-1578	51, 52, 73, 122
11-1995	8	13-1002R/L	108	13-1154R/L	70, 79, 83, 101	13-1538	37, 51, 119	13-1579	37, 38, 52, 53, 54, 55, 56, 57, 76, 122
11-2000	8	13-1003R/L	108	13-1155R/L	70, 79, 83, 101	13-1544	34, 70, 83, 121	13-1580	120
11-2003	14	13-1004R/L	78, 79, 80, 108	13-1156R/L	59, 70, 101	13-1545	83, 121	13-1581	120
11-2004	14	13-1005R/L	108	13-1157R/L	47, 59, 70, 101	13-1546	70, 83, 121	13-1582	120
11-2006	14	13-1006R/L	108	13-1158R/L	101	13-1547	34, 121	13-1584	35, 120
11-2008	14	13-1007R/L	108	13-1168R/L	71, 100	13-1548	34, 121	13-1585R/L	105
11-2010	14	13-1008R/L	108	13-1173R/L	100	13-1549	34, 43, 121	13-1586R/L	105
11-2017	14	13-1009R/L	108	13-1176R/L	71, 100	13-1550	34, 43, 47, 48, 66, 70, 121	13-1587	35, 49, 71, 72, 120
11-2018	14	13-1017R/L	80, 108	13-1177R/L	43, 58	13-1551	47, 66, 70, 121	13-1588	35, 120
11-2049	14	13-1018R/L	108	13-1182R/L	100	13-1552	47, 48, 66, 70, 121	13-1589	49, 71, 72, 120
11-2050	14	13-1019R/L	108	13-1201R/L	106	13-1555R/L	49, 71, 72, 104	13-1590	61, 67, 78, 83, 87, 121
11-2051	14	13-1021R/L	108	13-1202R/L	106	13-1556R/L	104	13-1591	61, 67, 83, 87, 121
11-2111	10	13-1037R/L	108	13-1203R/L	106	13-1557	39, 40, 41, 122	13-1592	58, 78, 121
11-2112	10	13-1038R/L	78, 80, 108	13-1204R/L	106	13-1558R/L	58, 78	13-1593	120
11-2118	10	13-1040R/L	108	13-1205R/L	106	13-1559	53, 54, 55, 56, 57, 73, 74, 75, 76, 122	13-1594	120
11-2120	10	13-1042R/L	108	13-1206R/L	106	13-1560	41, 42, 57, 58, 78, 123	13-1601R/L	35
11-2125	8	13-1050R	108	13-1208R	106	13-1561	41, 42	13-1604R/L	37, 114
11-2200	10	13-1101R/L	103	13-1230R/L	106	13-1562	41, 42, 78, 123	13-1610R/L	114
11-2202	10	13-1102R/L	103	13-1231R/L	106	13-1563	58, 123	13-1616R/L	114
11-2211	10	13-1103R/L	103	13-1232R/L	106	13-1564	50, 51, 52, 53, 54, 56, 73, 76, 77, 122	13-1617R/L	41, 42, 114
11-2219	10	13-1104R/L	103	13-1233R/L	106	13-1565	46, 122	13-1618R/L	114
11-2220	10	13-1105R/L	103	13-1234R/L	57, 58, 106	13-1566	37, 39, 40, 41, 122	13-1619R/L	114
11-3000	10	13-1106R/L	103	13-1235R/L	106			13-1620R/L	114
122527	142	13-1107R/L	103	13-1236R/L	106	13-1568	36, 38, 39, 40, 41, 51, 53, 55, 56, 76, 77, 122	13-1621R/L	114
122687	141	13-1108R/L	103	13-1256R/L	50	13-1569	46, 59, 60, 61, 62, 63, 64, 65, 67, 81, 82, 84, 85, 86, 122	13-1622R/L	41, 42, 43, 114
122688	141	13-1110R/L	103	13-1257R/L	50			13-1623R/L	114
122691	142	13-1112R/L	103	13-1259R/L	52			13-1625R/L	35, 36, 114
122693	142	13-1113R/L	103	13-1260R/L	52			13-1626R/L	42, 43, 114
122700	141	13-1121R/L	77, 78	13-1272R/L	46, 58, 60, 81, 84, 86, 107			13-1627R/L	114
122701	142	13-1122R/L	42, 59, 79, 80, 104	13-1273R/L	43, 44, 58, 60, 62, 63, 64, 65, 67, 81, 84, 86, 88, 107				
122703	142	13-1124R/L	102						
122728	142	13-1126R/L	102	13-1274R/L	43, 44, 45, 58, 60, 62, 63, 64, 65, 67, 81, 84, 86, 88, 107				
122729	141	13-1127R/L	49						
122743	142	13-1127R/L	49						
122897	141	13-1128R/L	36, 37, 39, 50, 51, 52, 72, 73, 102						
122920	142								
122945	142	13-1129R/L	37, 39, 50, 51, 52, 53, 72, 73, 102						
122962	142								
123041	141			13-1275R/L	43, 44, 45, 67, 107				
123046	141	13-1130R/L	50, 102						
123296	141	13-1131R/L	36, 50, 102	13-1302R/L	109				
123433	142			13-1303R/L	109				

Catalog 213

Numeric Listing

Numeric Listing

Part No.	Page	Part No.	Page	Part No.	Page	Part No.	Page	Part No.	Page
13-1630R/L	35, 36, 37, 38, 39, 40, 41, 113	13-3017R/L	118	13-4807	137	13-7007	18	13-7252	16
13-1631R/L	35	13-3018R/L	117	13-4850	134	13-7008	18	13-7253	16
13-1635R/L	36, 37, 38, 40, 113	13-3019R/L	117	13-492035	139	13-7009	18	13-7254	16
13-1637R/L	35, 36, 37, 39, 40, 113	13-3026R/L	111	13-492040	139	13-7011	18	13-7255	16
13-1660R/L	34, 42, 114	13-3028R/L	110	13-492042	139	13-7012	18	13-7300	140
13-1661R/L	34, 114	13-3029R/L	110	13-492044	139	13-7015	18	13-8002	129
13-1720	36, 37, 38, 123	13-3034R/L	111	13-492235	139	13-7016	18	13-8003	129
13-1721	36, 37, 38, 123	13-3040R	94	13-492240	139	13-7017	18	13-8004	139
13-1722	76, 123	13-3041R	95	13-492242	139	13-7018	18	13-8005	139
13-1723	76, 123	13-3042R	98	13-492440	139	13-7019	18	13-8006	139
13-1730	42	13-3043R	94	13-5001	132	13-7020	18	13-8012	139
13-1902	97	13-3044R	95	13-5004	127	13-7023	18	154769	141
13-1903	96	13-3046	95	13-5005	126	13-7024	18	154770	141
13-1905	97	13-3047R	98	13-5007	125	13-7025	18	23126229	141
13-2001	98	13-3050	123	13-5008	132	13-7026	18	329-104U	3
13-2002	98	13-3051	98	13-5009	132	13-7028	18	329-105U	3
13-2003	98	13-3052	123	13-5010	132	13-7029	18	329-123U	3
13-2006	99	13-3053	95	13-5012	130	13-7035	18	329-139U	3
13-2007	98	13-3054R/L	110	13-5014	130	13-7037	18	334-936	10
13-2202R/L	112	13-3055R/L	117	13-5015	130	13-7038	18	BD-101	11, 12
13-2322R/L	107	13-3057	123	13-5016	132	13-7042	18	BD-101A	11, 12
13-2323R/L	107	13-3058	111	13-5020	130	13-7045	18	BD-102	11, 12
13-2326R/L	107	13-3059	111	13-5022	133	13-7046	18	BD-102A	11, 12
13-2372R/L	80, 102	13-3114	119	13-5023	133	13-7048	18	BD-103	11, 13
13-2373R/L	102	13-3130R/L	119	13-5024	131	13-7049	18	BD-103A	11, 13
13-2374R/L	102	13-3131R/L	124	13-5028	131	13-7050	18	BD-104	11, 13
13-2375R/L	102	13-4001	128	13-5032	126	13-7051	18	BD-104A	11, 13
13-2376R/L	80, 102	13-4002	134	13-5033	125	13-7055	18	BD-110	11
13-2386R/L	105	13-4003	128	13-5034	125	13-7106	17	D106835	141
13-2387R/L	105	13-4004	134	13-5035	131	13-7108	17	D4857	141
13-2401R/L	116	13-4006	134	13-5036	126	13-7110	17	D4861	141
13-2402R/L	116	13-4008	134	13-6001	129	13-7112	17	D4906	141
13-2440R/L	110	13-4009	134	13-6002	129	13-7114	17	D4919	141
13-2461	111	13-4010	134	13-6003	138	13-7116	17	D4920	141
13-2464	111	13-4011	134	13-6004	138	13-7118	17	HD60876	143
13-2501R/L	112	13-4101	128	13-6008	138	13-7119	17	HD61527	143
13-2551R	97	13-4311	134	13-6010	138	13-7120	17	HD61528	143
13-2561R	96	13-4525	135	13-6014	138	13-7122	17	HD61780	143
13-2570R	96	13-4530	135	13-6015	138	13-7123	17	HD61788	143
13-2600R/L	94	13-4531	135	13-6101	138	13-7124	17	HD62200	143
13-2620	95	13-4601	135	13-6301	129	13-7150	15	HD62997	143
13-2650	94	13-4602	135	13-6402	129	13-7151	15	HD66864	143
13-2651	94	13-4605	135	13-6501	129	13-7153	15	HD66893	143
13-2652	94	13-4606	135	13-6502	138	13-7155	15	HD66895	143
13-2653	94	13-4701	136	13-6508	140	13-7156	15	HD67518	143
13-2670	95	13-4702	136	13-6520	140	13-7157	15	HD68730	143
13-3002	110	13-4703	136	13-6521	140	13-7202	16	HD68765	143
13-3004	99	13-4705	136	13-6522	140	13-7204	16	HD68897	143
13-3005R/L	110	13-4706	136	13-6523	140	13-7208	16	HD68981	143
13-3010R/L	112	13-4707	136	13-6532	140	13-7210	16	SLN-105	110
13-3012R/L	117	13-4720	136	13-6580	140	13-7216	16	SLN-106	111
13-3013R/L	110	13-4723	136	13-6581	140	13-7218	16	SLN-107	113
13-3015R/L	110	13-4724	136	13-6582	140	13-7224	16		
13-3016R/L	117	13-4725	136	13-6583	140	13-7226	16		
		13-4750	137	13-6592	140	13-7228	16		
		13-4801	137	13-7001	18	13-7250	16		
		13-4802	137	13-7002	18	13-7251	16		

