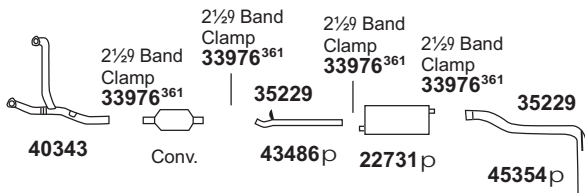


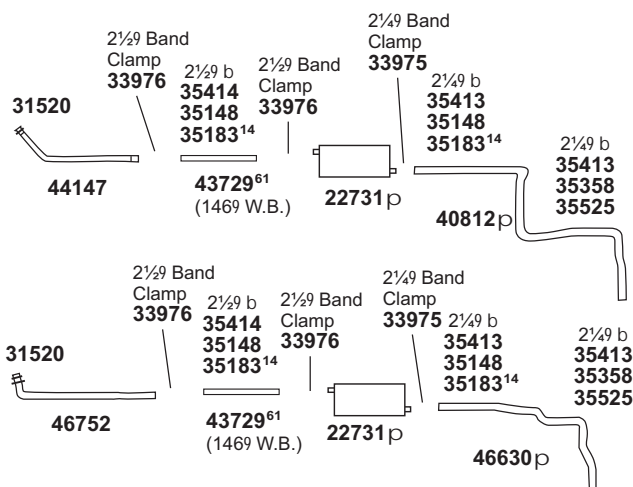
## CHEVROLET/GMC

G30/G3500 - 1 Ton Van

1994-91 6 CYL. G30/G3500 w/4.3L ENG. - 1250 (4001) W.B., UNDER 8500 G.V.W.R.



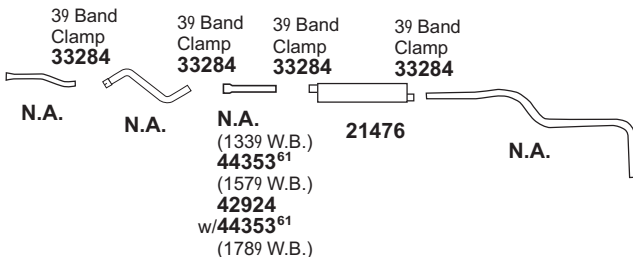
1990-83 8 CYL. G30/G3500 w/6.2L DIESEL ENG. - (4002) 1250, 1460 W.B.



## CHEVROLET/GMC

P30/P3500 - 1 Ton

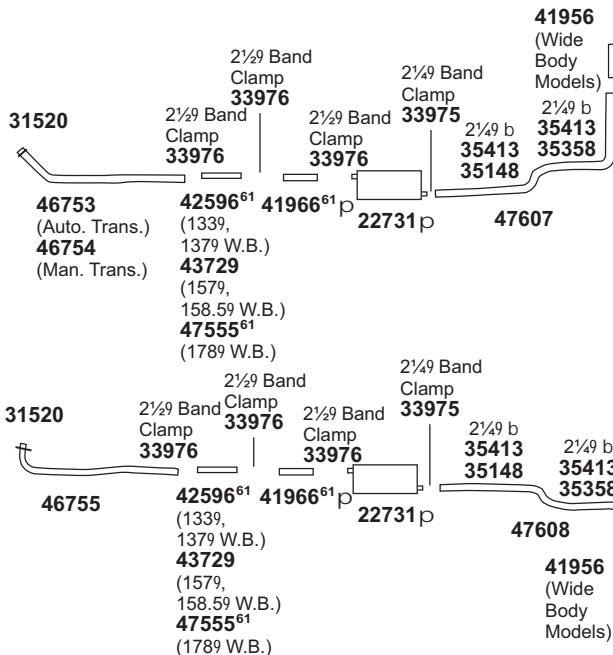
1991-89 4 CYL. P30/P3500 w/3.9L DIESEL ENG. (4003)



## CHEVROLET/GMC

P30/P3500 - 1 Ton

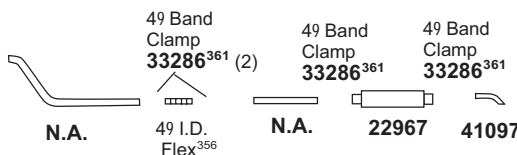
1990-88 8 CYL. P30/P3500 w/6.2L DIESEL ENG. (4004) (AFTER 1-1-88)



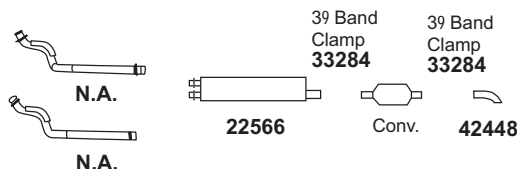
## CHEVROLET/GMC

T-Series

1998-97 6 CYL. T SERIES TILT CAB w/6.6L (3116 CAT), 7.2L (3126 CAT) TURBO DIESEL (4005)



1998-97 8 CYL. T SERIES TILT CAB w/6.0L GAS ENG. (4006)



31520 Gskt.	35148 Brkt.	35183 Insl.	35229 Insl.	35358 Brkt.	35525 Hngr.

**WARNING: Do Not use Tail Pipe Spouts on Campers, Panel, School Bus Models or Passenger carrying Vehicles.**

p If welded assembly, replace all required parts.  
14 Rivet must be drilled out of O.E. Hanger.  
61 Cut to fit.

356 For Flex Tubing options, see page 24. Cut to length.  
361 For other Clamp options, see page 15.

ACCESSORIES

TECH-FIT

HEAVY DUTY TRUCK G.V.W.R. 7-8

APPLICATION BY ENGINE

MEDIUM DUTY TRUCK G.V.W.R. 3-6

SCHOOL BUS

AGRICULTURAL

MUFFLER SPECS

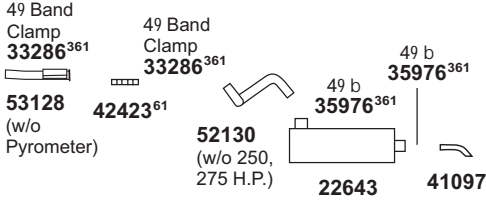
O.E. CROSS REFERENCE

# MEDIUM DUTY

## CHEVROLET/GMC

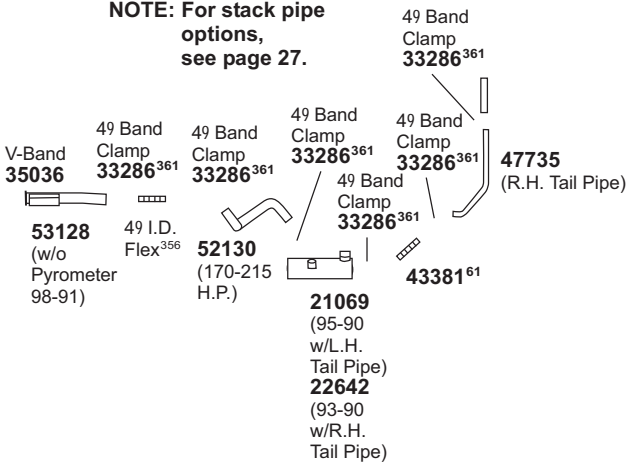
Series 40-65

**2000-90 6 CYL. C6H w/6.6L (3116 CAT.) TURBO DIESEL ENG. (4007)**

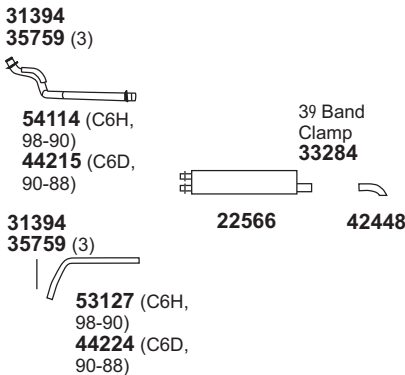


**1998-90 6 CYL. C6H w/6.6L (3116 CAT.) TURBO DIESEL ENG. w/VERTICAL CAB MOUNTED TAIL PIPE (4008)**

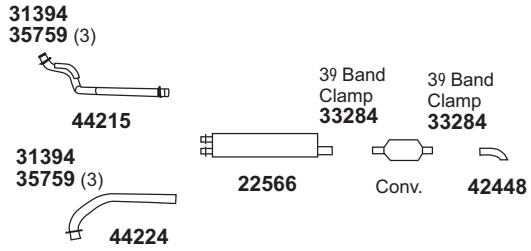
**NOTE: For stack pipe options, see page 27.**



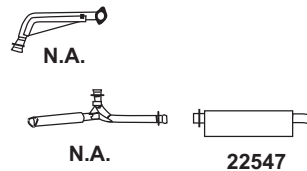
**1998-88 8 CYL. C6D, C6H w/6.0L, 7.0L T.B.I. ENG., BALL & SOCKET JOINT w/o CONVERTER (4009)**



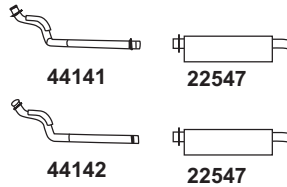
**1998-88 8 CYL. C6D, C6H w/6.0L T.B.I. ENG., BALL & SOCKET JOINT, w/CONVERTER (4010)**



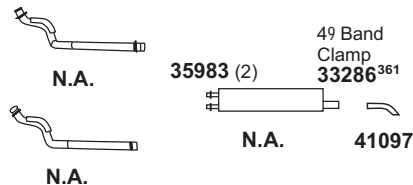
**1990-85 8 CYL. C5D, C6D w/5.7L, 2BBL ENG. (AFTER 1-1-85) w/FED. EMISSION CONTROLS, H5D EMISSIONS, BALL & SOCKET JOINT (4011)**



**1990-85 8 CYL. C5D, C6D w/6.0L, 7.0L 4BBL ENG. w/FED. EMISSION CONTROL, H5D EMISSIONS, BALL & SOCKET JOINT (AFTER 1-1-85) (4012)**



**1990-85 8 CYL. C5D, C6D w/6.0L, 7.0L ENG., w/FED. EMISSION CONTROLS, w/H5D EMISSION (AFTER 1-1-85) (4013)**



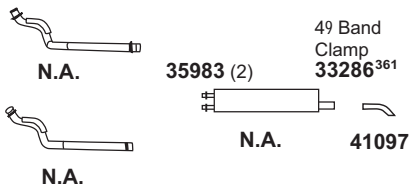
31394 Gskt.	35759 Spring	35983 Hngr.																	

**WARNING: Do Not use Tail Pipe Spouts on Campers, Panel, School Bus Models or Passenger carrying Vehicles.**

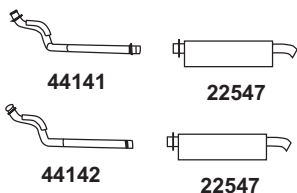
## CHEVROLET/GMC

Series 70-95

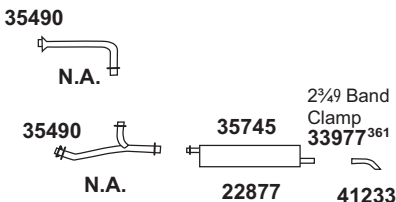
1990-85 8 CYL. C7D w/6.0I, 7.0L ENG.. w/FED. EMISSION CONTROLS, w/H5D EMISSIONS (AFTER 1-1-85)



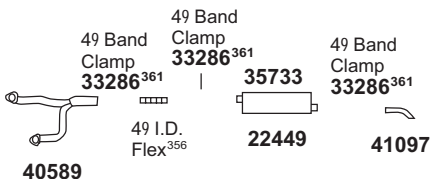
1990-85 8 CYL. C7D w/6.0L, 7.0L 4BBL ENG. w/FED. EMISSION CONTROL, H5D EMISSIONS, BALL & SOCKET JOINT (AFTER 1-1-85)



1984-83 8 CYL. C7D w/6.0L, 7.0L ENG. (BALL & SOCKET JOINT)



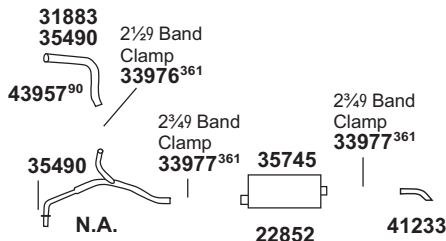
1984-83 8 CYL. C7D w/CATERPILLAR 3208N DIESEL ENG. (NON-TURBO)



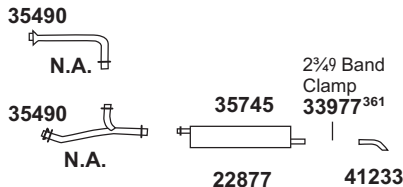
## CHEVROLET/GMC

Series 70-95

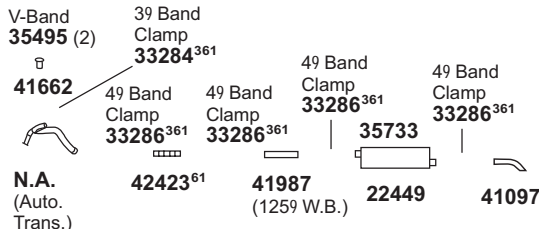
1990-81 8 CYL. C7D w/6.0L, 7.0L ENG. (CLAMP JOINT) DO NOT USE WITH FED. EMISSION CONTROLS OR H5D EMISSIONS



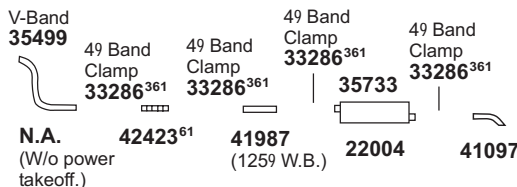
1990-80 8 CYL. C7D w/6.0L, 7.0L ENG. w/AUTO TRANS (AT545), BALL & SOCKET JOINT, DO NOT USE WITH FED. EMISSION CONTROLS OR H5D EMISSIONS.



1990-80 8 CYL. C7D w/DETROIT DIESEL 8.2N DIESEL ENG. (NON TURBO)



1990-80 8 CYL. C7D w/DETROIT DIESEL 8.2T, CATERPILLAR 3208T TURBO DIESEL ENG.



31883 Fling.	35490 Insr.	35733 Hngr.	35745 Strap	35983 Hngr.						

WARNING: Do Not use Tail Pipe Spouts on Campers, Panel, School Bus Models or Passenger carrying Vehicles.

61 Cut to fit.  
90 Manual Trans.

356 For Flex Tubing options, see page 24. Cut to length.  
361 For other Clamp options, see page 15.

ACCESSORIES

TECH-FIT

HEAVY DUTY TRUCK G.V.W.R. 7-8

APPLICATION BY ENGINE

MEDIUM DUTY TRUCK G.V.W.R. 3-6

SCHOOL BUS

AGRICULTURAL

MUFFLER SPECS

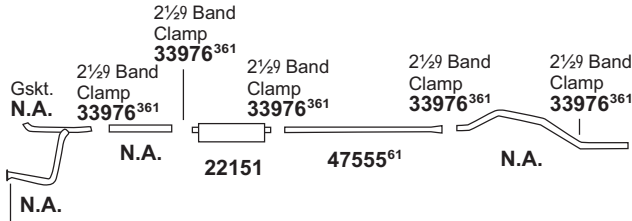
O.E.CROSS REFERENCE

# MEDIUM DUTY

## DODGE

Series 400, 450 - 1½ Ton

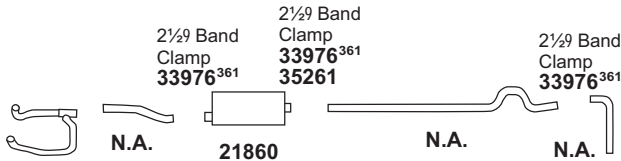
**1980-74 8 CYL. M400 w/5.9L, 7.2L ENG. - (4022) 1370, 1590 W.B.**



31370  
(7.2L)

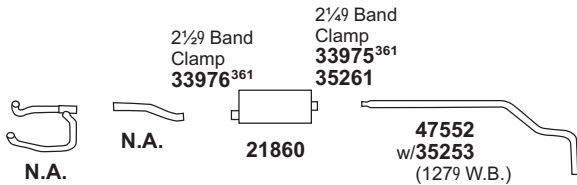
For 22151: H.D. MUFFLER 21475j

**1979 8 CYL. CB400 w/5.9L ENG. (4023)**



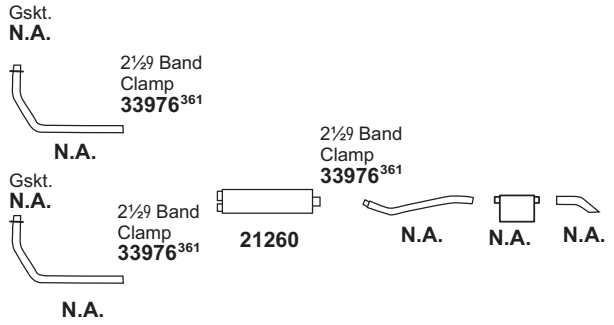
For 21860: H.D. MUFFLER 21099j

**1979 8 CYL. MB400 w/5.9L ENG. (4024)**



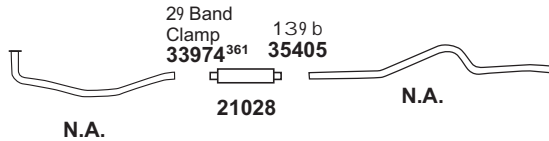
For 21860: H.D. MUFFLER 21099j

**1972 8 CYL. M400 w/6.8L ENG., MOTORHOME (4025)**



For 21260: H.D. MUFFLER 22822j

**1960-48 6 CYL. P400, ROUTE VANS (4026)**

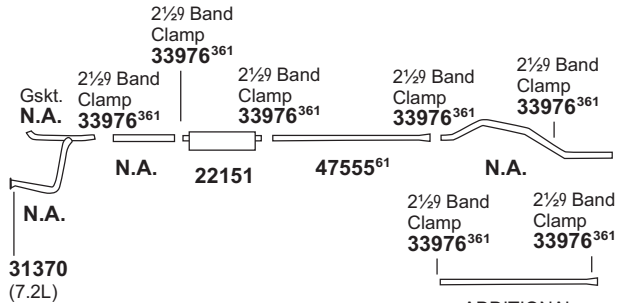


For 21028: H.D. MUFFLER 21169j

## DODGE

Series 500, 600 - 2-2½ Ton

**1980-74 8 CYL. M500, M600 w/5.9L, 7.2L ENG. - (4027) 1370, 1590, 1780, 2080 W.B.**



31370  
(7.2L)

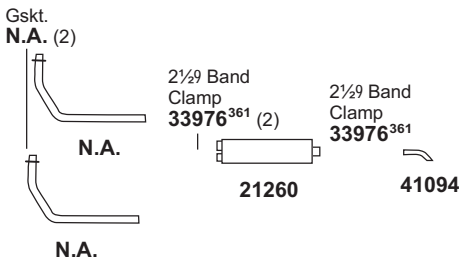
-ADDITIONAL-  
47555<sup>61</sup>  
(2089  
W.B. Only)

For 22151: H.D. MUFFLER 21475j

31370 Gskt. 	35253 Bush. 	35261 Insl. 								
--------------------	--------------------	--------------------	--	--	--	--	--	--	--	--

**WARNING: Do Not use Tail Pipe Spouts on Campers, Panel, School Bus Models or Passenger carrying Vehicles.**

1973-70 8 CYL. C600, D600 w/6.8L ENG.  
 1973-63 8 CYL. C600, D600, L600 w/5.9L ENG.  
 1971-63 8 CYL. C500, D500 w/5.9L ENG.  
 (4028)

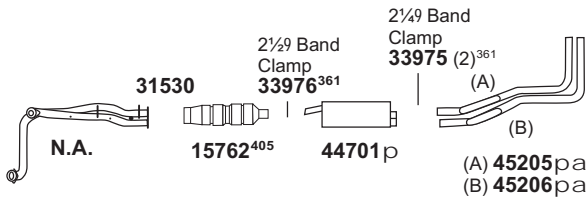


For 21260: H.D. MUFFLER 22822j

## FORD

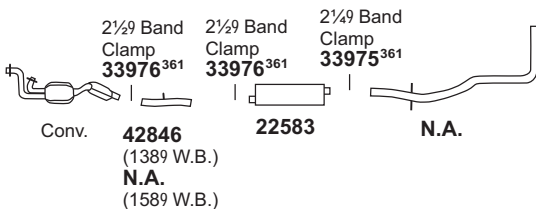
E350 - Econoline/Club Wagon - 1 Ton  
 (Van, Bus)

1992-88 8 CYL. E350 w/7.5L EFI ENG. - 1380  
 W.B. (EXC. CUTAWAY)  
 (4029) AFTER 2-88



NOTE: Reuse existing shields. If not reuseable, O.E. parts are required.

1991-88 6 CYL. E350 w/4.9L ENG. - 1380, 1580  
 (4030) W.B., w/CONVERTER

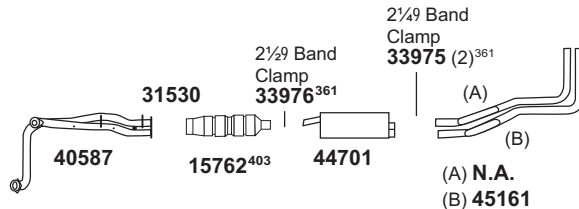


NOTE: Reuse existing shields. If not reuseable, O.E. parts are required.

## FORD

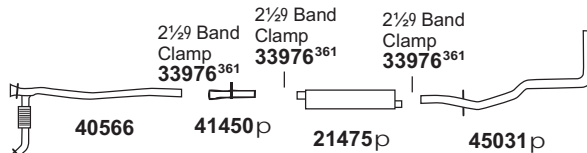
E350 - Econoline/Club Wagon - 1 Ton  
 (Van, Bus)

1991-88 8 CYL. E350 w/5.8L ENG. - 1380 W.B.  
 w/CONVERTER (EXC. CUTAWAY)  
 (4031) (EXC. ELECTRONIC AUTOMATIC  
 OVERDRIVE TRANSMISSION)



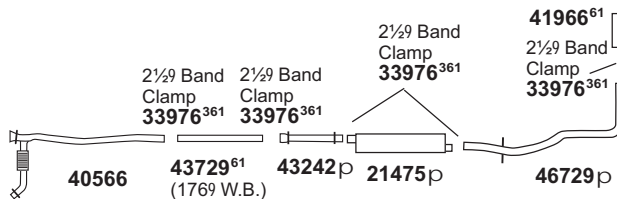
NOTE: Reuse existing shields. If not reuseable, O.E. parts are required.

1991-88 8 CYL. E350 w/7.3L DIESEL ENG. - 1380  
 (4032) W.B. (BEFORE 6-91)



NOTE: Reuse existing shields. If not reuseable, O.E. parts are required.

1991-88 8 CYL. E350 w/7.3L DIESEL ENG. - 1580,  
 (4033) 1760 W.B. (BEFORE 6-91)



NOTE: Reuse existing shields. If not reuseable, O.E. parts are required.

31530 Gskt.									
----------------	--	--	--	--	--	--	--	--	--

WARNING: Do Not use Tail Pipe Spouts on Campers, Panel, School Bus Models or Passenger carrying Vehicles.

p If welded assembly, replace all required parts.  
 a Air Gap Pipe. Appearance may be different than O.E. Pipe. Air space between Pipes acts as a Heat Insulator.  
 j H.D. Arc-welded construction, recommended for commercial use.

61 Cut to fit.  
 361 For other Clamp options, see page 15.  
 403 Install supplied plug in front air tap for 88 - 91 models.  
 405 Install supplied plug in front air tap for 88 - 89 models w/ dual air tap.

ACCESSORIES

TECH-FIT

HEAVY DUTY TRUCK  
 G.V.W.R. 7-8

APPLICATION BY ENGINE

MEDIUM DUTY TRUCK  
 G.V.W.R. 3-6

SCHOOL BUS

AGRICULTURAL

MUFFLER SPECS

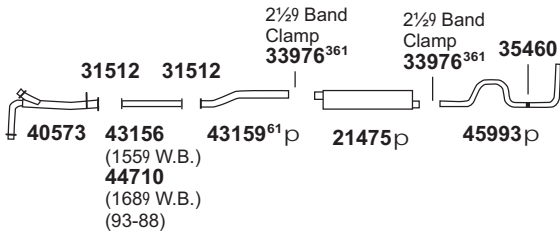
O.E. CROSS REFERENCE

# MEDIUM DUTY

## FORD

Pickup 1 Ton - F350 2 & 4 W.D.

1994-88 8 CYL. F350 w/7.3L DIESEL ENG. - 1330, (4034) 1550, 1680 W.B. (EXC. TURBO)

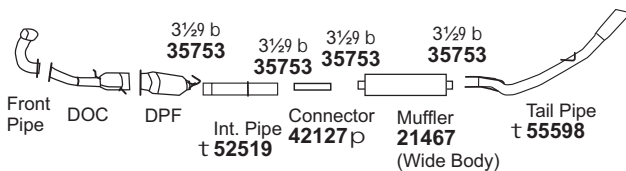


NOTE: Reuse existing shields. If not reuseable, O.E. parts are required.

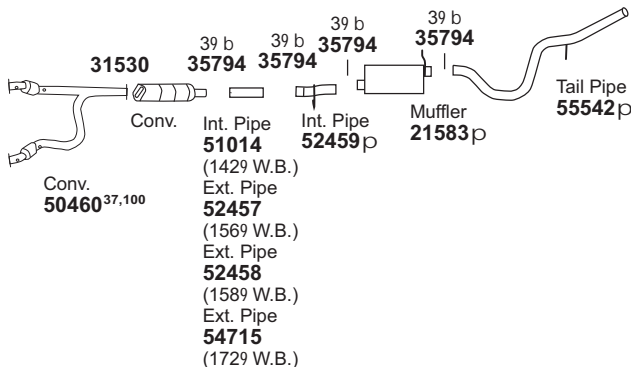
## FORD

Pickup - 1 Ton - 2 & 4 W.D.

2010-08 8 CYL. F350 SUPER DUTY w/6.4L (4035) DIESEL ENG., 172.40 W.B.

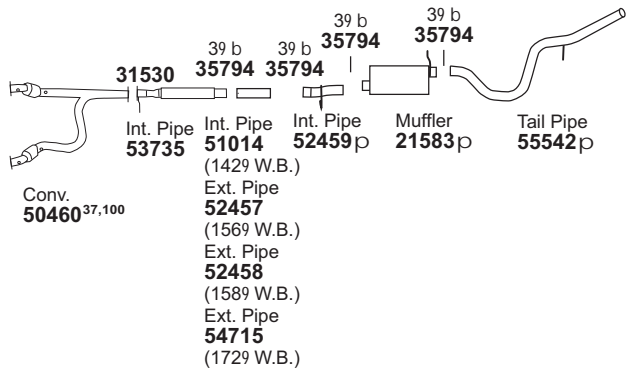


2007-05 10 CYL. F350 SUPER DUTY w/6.8L ENG., (4036) 2 W.D. ONLY (EXC. CHASSIS CAB)

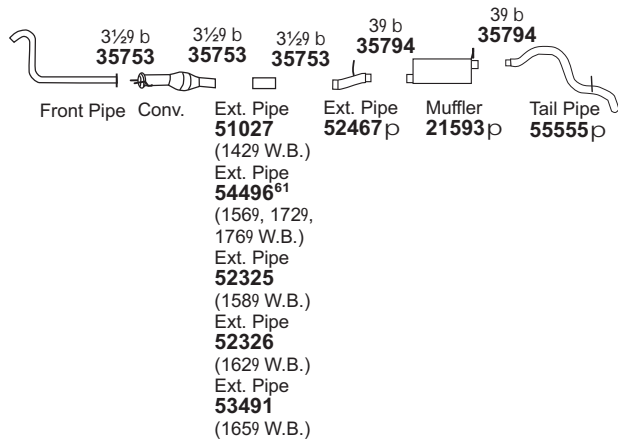


2007 8 CYL. F350 SUPER DUTY w/5.4L ENG., WIDE FRAME, UNDER 10,000 G.V.W.R.

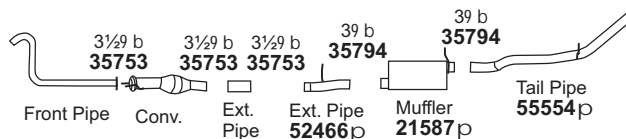
2006-05 8 CYL. F350 SUPER DUTY w/5.4L ENG. (4037) (EXC. CHASSIS CAB)



2007-05 8 CYL. F350 SUPER DUTY w/6.0L (4038) DIESEL ENG. - WIDE FRAME



2006-05 8 CYL. F350 SUPER DUTY w/6.0L (4039) DIESEL ENG. - NARROW FRAME



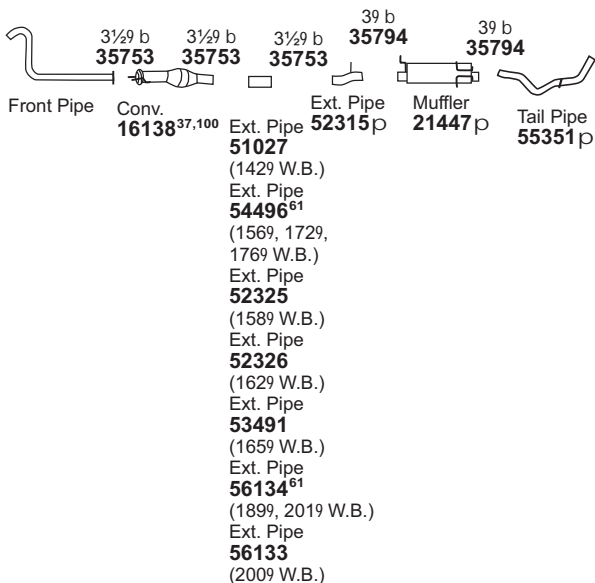
31512 Gskt.	31530 Gskt.	35460 Insl.								

WARNING: Do Not use Tail Pipe Spouts on Campers, Panel, School Bus Models or Passenger carrying Vehicles.

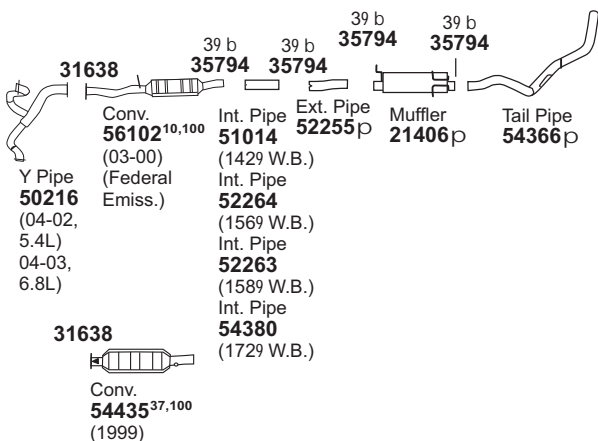
t New number.  
 p If welded assembly, replace all required parts.  
 37 Fed. & Calif. Emiss. Models. Not legal for sale on vehicles licensed in the state of California.

61 Cut to fit.  
 100 Ultra Converter.  
 361 For other Clamp options, see page 15.

**2004-03 8 CYL. F350 SUPER DUTY w/6.0L DIESEL ENG. - WIDE FRAME (4040)**



**2004-99 8-10 CYL. F350 SUPER DUTY w/5.4L, 6.8L ENG. - 1370, 1420, 1560, 1580, 1720 W.B., (EXC. CHASSIS CAB) (4041)**



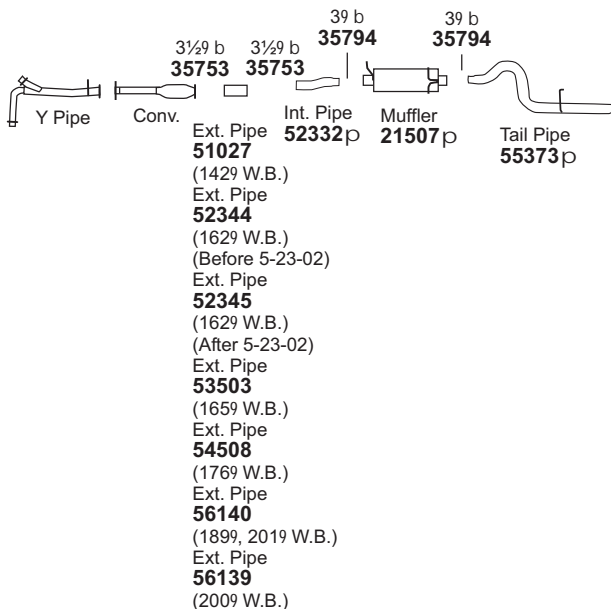
**WARNING: Do Not use Tail Pipe Spouts on Campers, Panel, School Bus Models or Passenger carrying Vehicles.**

<sup>p</sup> If welded assembly, replace all required parts.  
<sup>10</sup> Not legal for sale on vehicles licensed in the state of California.  
<sup>37</sup> Fed. & Calif. Emiss. Models. Not legal for sale on vehicles licensed in the state of California.

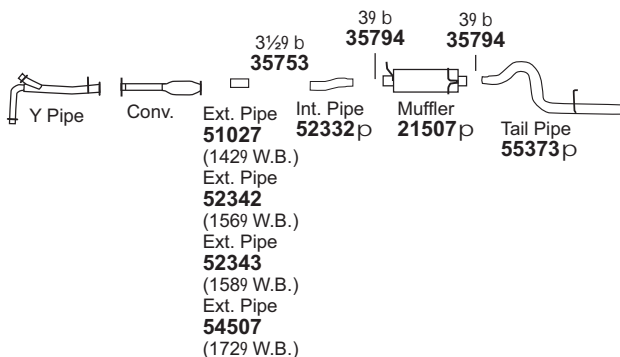
<sup>61</sup> Cut to fit.  
<sup>100</sup> Ultra Converter.

**FORD Pickup - 1 Ton - 2 & 4 W.D.**

**2003-01 8 CYL. F350 SUPER DUTY w/7.3L DIESEL ENG. WIDE FRAME CHASSIS CAB, w/CONVERTER (4042)**



**2003-01 8 CYL. F350 SUPER DUTY w/7.3L DIESEL ENG. WIDE FRAME EXC. CHASSIS CAB, w/CONVERTER (4043)**



ACCESSORIES

TECH-FIT

HEAVY DUTY TRUCK G.V.W.R. 7-8

APPLICATION BY ENGINE

MEDIUM DUTY TRUCK G.V.W.R. 3-6

SCHOOL BUS

AGRICULTURAL

MUFFLER SPECS

O.E.CROSS REFERENCE

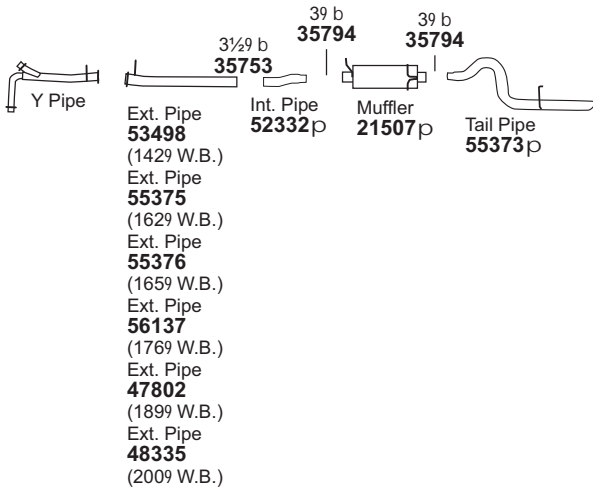


# MEDIUM DUTY

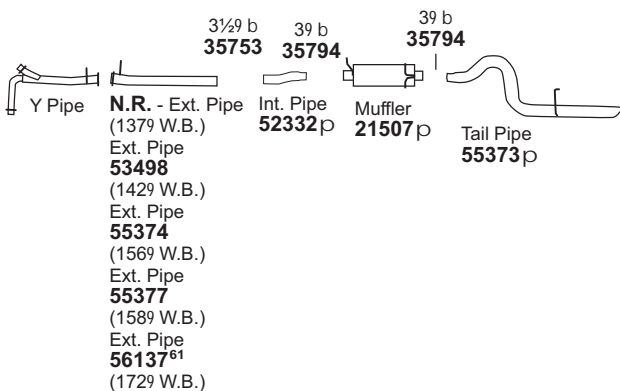
## FORD

Pickup - 1 Ton - 2 & 4 W.D.

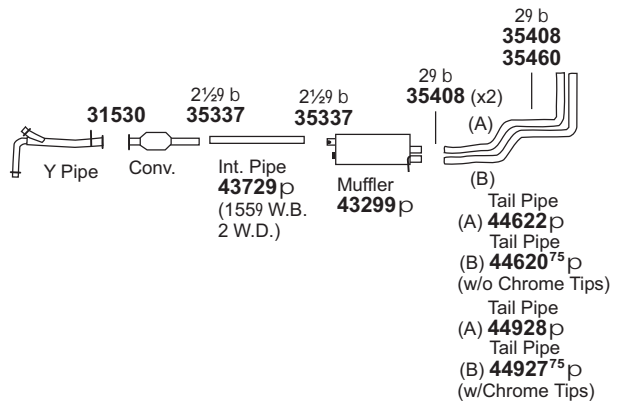
**2001-99 8 CYL. F350 SUPER DUTY w/7.3L DIESEL ENG. WIDE FRAME CHASSIS CAB, w/o CONVERTER**  
(4044)



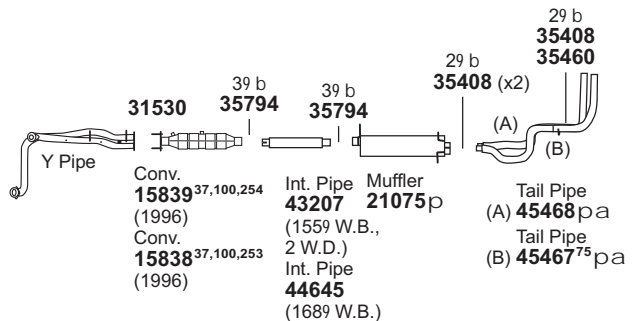
**2001-99 8 CYL. F350 SUPER DUTY w/7.3L DIESEL ENG. WIDE FRAME EXC. CHASSIS CAB, w/o CONVERTER**  
(4045)



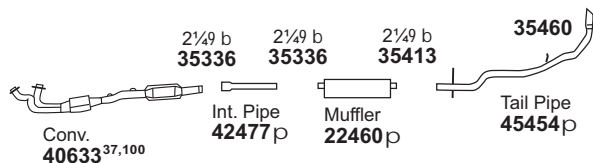
**1997-96 8 CYL. F350 w/5.8L ENG. - 1330, 1550 W.B., 2 W.D.**  
**1997-96 8 CYL. F350 w/5.8L ENG. - 1330 W.B., 4 W.D.**  
(4046)



**1997-96 8 CYL. F350 w/7.5L EFI ENG. - 1330, 1550, 1680 W.B.**  
(4047)



**1996 6 CYL. F350 w/4.9L ENG. - 1330 W.B., 2 W.D.**  
(4048)



For 22460: H.D. MUFFLER 22382j

31530 Gskt. 	35460 Insl. 								
--------------------	--------------------	--	--	--	--	--	--	--	--

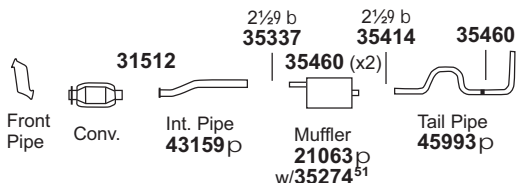
**WARNING: Do Not use Tail Pipe Spouts on Campers, Panel, School Bus Models or Passenger carrying Vehicles.**

- <sup>p</sup> If welded assembly, replace all required parts.
- <sup>a</sup> Air Gap Pipe. Appearance may be different than O.E. Pipe. Air space between Pipes acts as a Heat Insulator.
- <sup>j</sup> H.D. Arc-welded construction, recommended for commercial use.
- <sup>37</sup> Fed. & Calif. Emiss. Models. Not legal for sale on vehicles licensed in the state of California.

- <sup>61</sup> Cut to fit.
- <sup>75</sup> Requires (1) 35408 (29) Clamp to attach to Bracket on Outer Pipe.
- <sup>100</sup> Ultra Converter.
- <sup>253</sup> 39 Converter Inlet and Outlet.
- <sup>254</sup> Flanged Inlet and 39 Outlet.

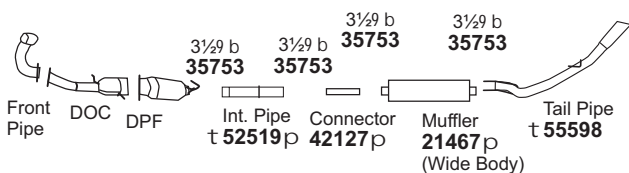


**1996 8 CYL. F350 w/7.3L TURBO DIESEL - (4049) 1680 W.B., w/CONVERTER**

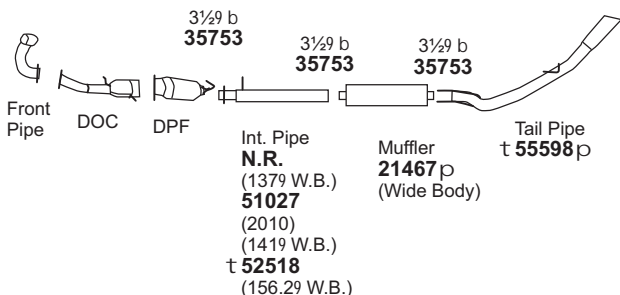


## FORD Pickup - F450 Super Duty

**2010-08 8 CYL. F450 SUPER DUTY w/6.4L (4050) DIESEL ENG., 172.40 W.B.**

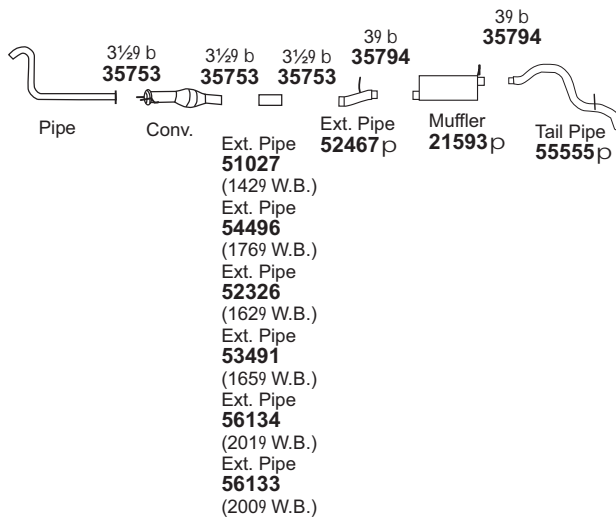


**2010-08 8 CYL. F450 SUPER DUTY w/6.4L (4051) DIESEL ENG., EXC. 172.40 W.B.**

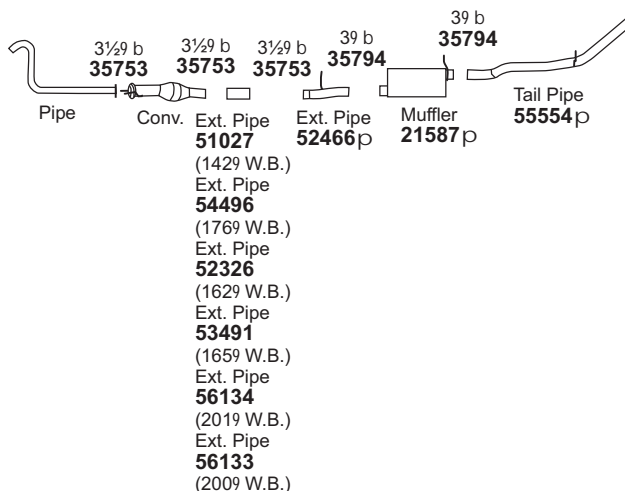


## FORD Pickup - F450 Super Duty

**2007-05 8 CYL. F450 SUPER DUTY w/6.0L (4052) DIESEL ENG., WIDE FRAME**



**2006-05 8 CYL. F450 SUPER DUTY w/6.0L (4053) DIESEL ENG. - NARROW FRAME**



ACCESSORIES

TECH-FIT

HEAVY DUTY TRUCK G.V.W.R. 7-8

APPLICATION BY ENGINE

MEDIUM DUTY TRUCK G.V.W.R. 3-6

SCHOOL BUS

AGRICULTURAL

MUFFLER SPECS

O.E.CROSS REFERENCE

31512 Gskt.	35274 Brkt.	35460 Insl.																	

**WARNING: Do Not use Tail Pipe Spouts on Campers, Panel, School Bus Models or Passenger carrying Vehicles.**

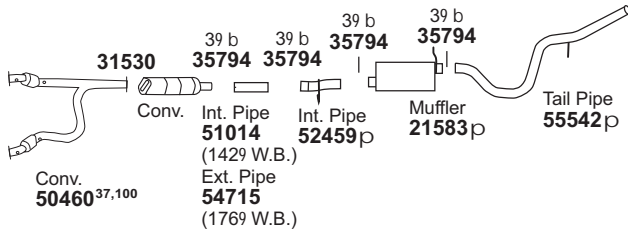
t New number.  
p If welded assembly, replace all required parts.

# MEDIUM DUTY

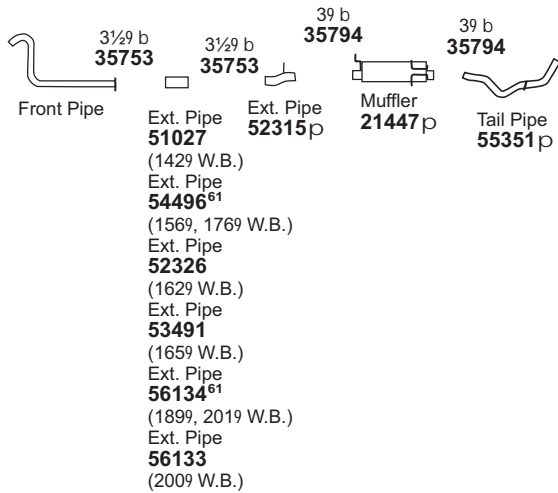
## FORD

Pickup - F450 Super Duty

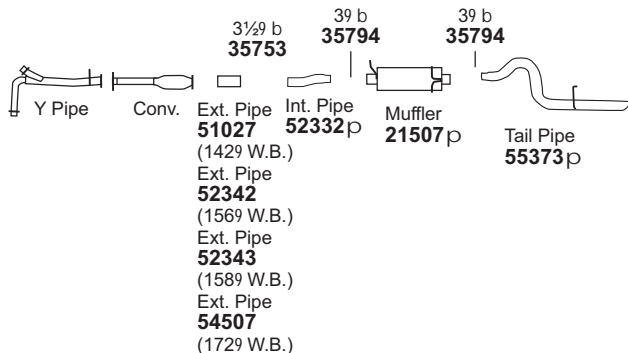
**2005 10 CYL. F450 SUPER DUTY w/6.8L ENG.,  
(4054) 2 W.D. (EXC. CHASSIS CAB)**



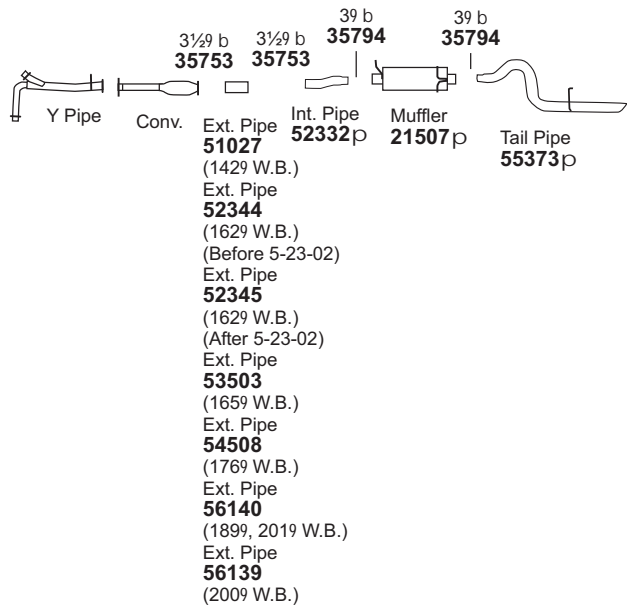
**2004-03 8 CYL. F450 SUPER DUTY w/6.0L  
(4055) DIESEL ENG., WIDE FRAME**



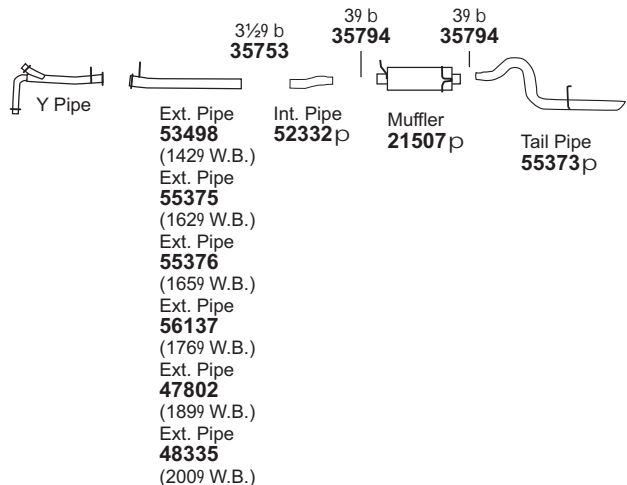
**2003-01 8 CYL. F450 SUPER DUTY w/7.3L  
(4056) DIESEL ENG., WIDE FRAME  
(EXC. CHASSIS CAB),  
w/CONVERTER**



**2003-01 8 CYL. F450 SUPER DUTY w/7.3L  
(4057) DIESEL ENG., WIDE FRAME,  
CHASSIS CAB,  
w/CONVERTER**



**2001-99 8 CYL. F450 SUPER DUTY w/7.3L  
(4058) DIESEL ENG. WIDE FRAME  
CHASSIS CAB,  
w/o CONVERTER**



31530  
Gskt.

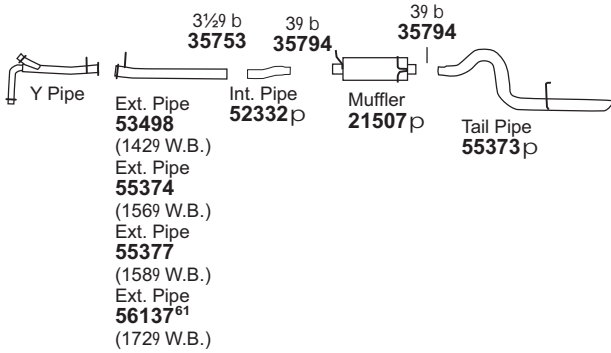
**WARNING: Do Not use Tail Pipe Spouts on Campers, Panel, School Bus Models or Passenger carrying Vehicles.**

<sup>p</sup> If welded assembly, replace all required parts.  
<sup>37</sup> Fed. & Calif. Emiss. Models. Not legal for sale on vehicles licensed in the state of California.

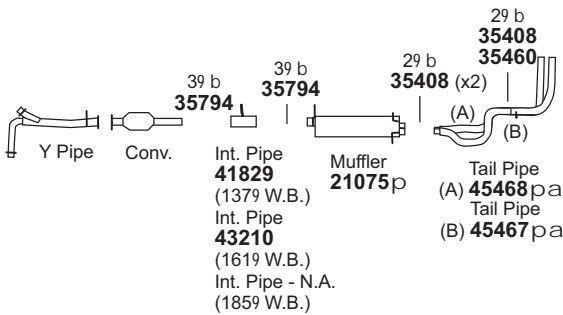
<sup>61</sup> Cut to fit.  
<sup>100</sup> Ultra Converter.

# MEDIUM DUTY

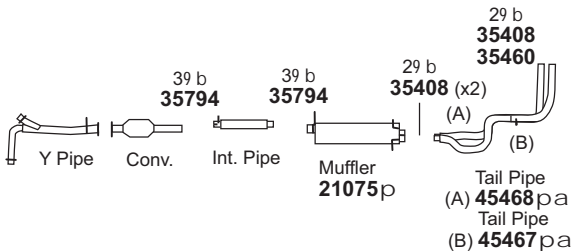
**2001-99 8 CYL. F450 SUPER DUTY w/7.3L DIESEL ENG., WIDE FRAME (EXC. CHASSIS CAB), w/o CONVERTER**  
**(4059)**



**1997-96 8 CYL. F450 SUPER DUTY CHASSIS CAB w/7.5L ENG. - 1370, 1610, 1850 W.B.**  
**(4060)**



**1997 8 CYL. F450 SUPER DUTY MOTORHOME STRIPPED CHASSIS w/7.5L ENG. - 1780, 1900, 2080 W.B.**  
**(4061)**

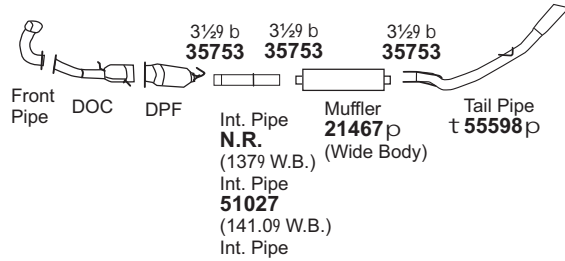


35460  
Insl.

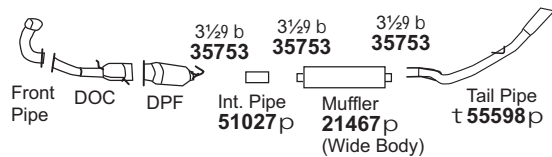


## FORD Pickup - F550 Super Duty

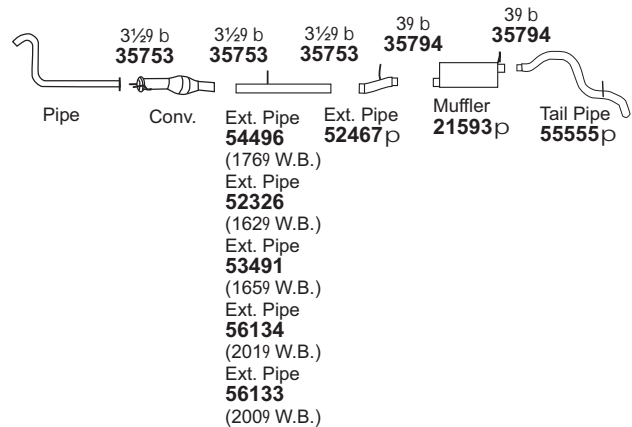
**2010-09 8 CYL. F550 SUPER DUTY w/6.4L DIESEL ENG.**  
**2004 4 CYL. 111**  
**(4062)**



**2010-09 8 CYL. F550 SUPER DUTY w/6.4L DIESEL ENG., 141.00 W.B.**  
**(4063)**



**2007-05 8 CYL. F550 SUPER DUTY w/6.0L DIESEL ENG. - WIDE FRAME**  
**(4064)**



ACCESSORIES

TECH-FIT

HEAVY DUTY TRUCK  
G.V.W.R. 7-8

APPLICATION  
BY ENGINE

MEDIUM DUTY TRUCK  
G.V.W.R. 3-6

SCHOOL BUS

AGRICULTURAL

MUFFLER  
SPECS

O.E.CROSS  
REFERENCE

**WARNING: Do Not use Tail Pipe Spouts on Campers, Panel, School Bus Models or Passenger carrying Vehicles.**

t New number.

p If welded assembly, replace all required parts.

a Air Gap Pipe. Appearance may be different than O.E. Pipe. Air space between Pipes acts as a Heat Insulator.

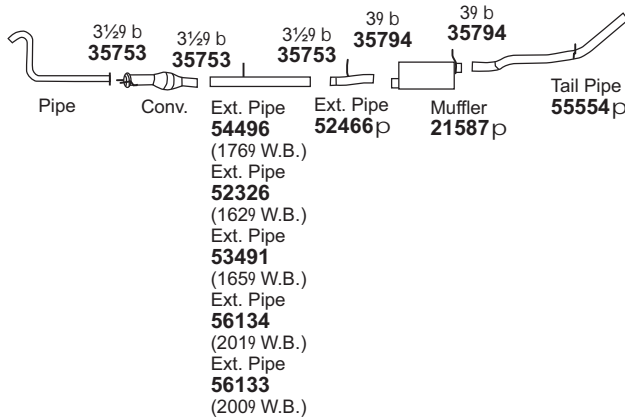
61 Cut to fit.

# MEDIUM DUTY

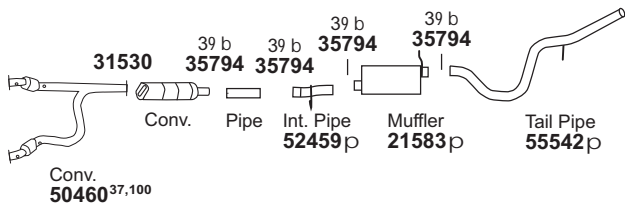
## FORD

Pickup - F550 Super Duty

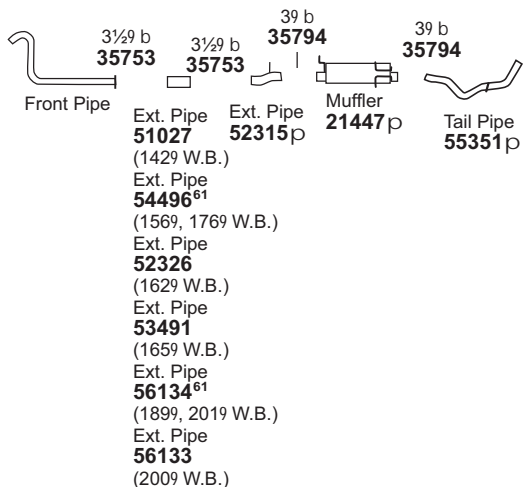
**2006-05 8 CYL. F550 SUPER DUTY w/6.0L DIESEL ENG. - NARROW FRAME (4065)**



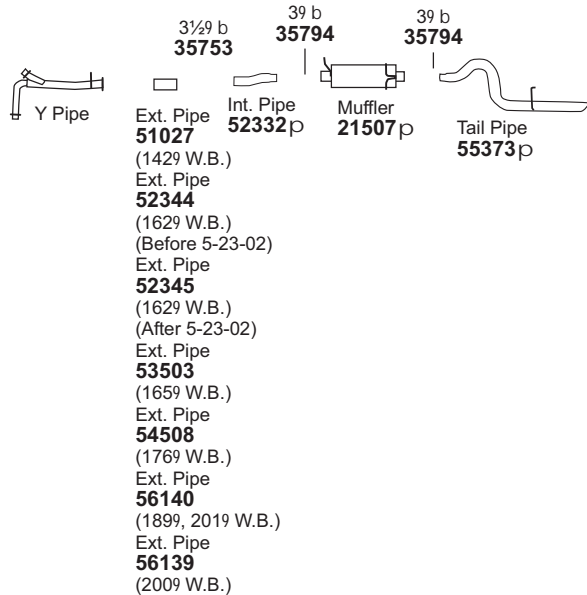
**2005 10 CYL. F550 SUPER DUTY w/6.8L ENG., 2 W.D. (EXC. CHASSIS CAB) (4066)**



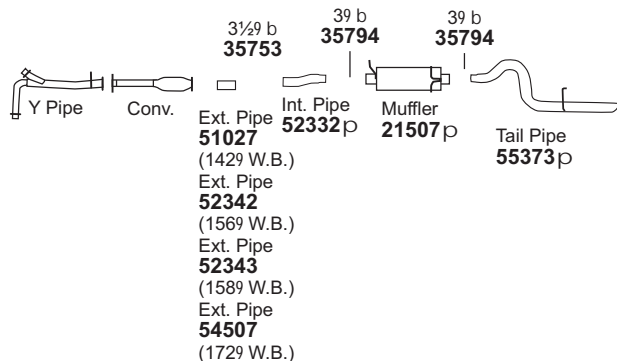
**2004-03 8 CYL. F550 SUPER DUTY w/6.0L DIESEL ENG. - WIDE FRAME (4067)**



**2003-01 8 CYL. F550 SUPER DUTY w/7.3L DIESEL ENG. WIDE FRAME CHASSIS CAB, w/CONVERTER (4068)**



**2003-01 8 CYL. F550 SUPER DUTY w/7.3L DIESEL ENG. WIDE FRAME EXC. CHASSIS CAB, w/CONVERTER (4069)**



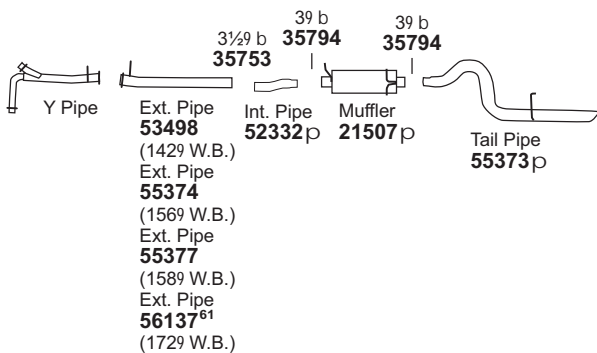
31530 Gskt.																			
----------------	--	--	--	--	--	--	--	--	--	--	--	--	--	--	--	--	--	--	--

**WARNING: Do Not use Tail Pipe Spouts on Campers, Panel, School Bus Models or Passenger carrying Vehicles.**

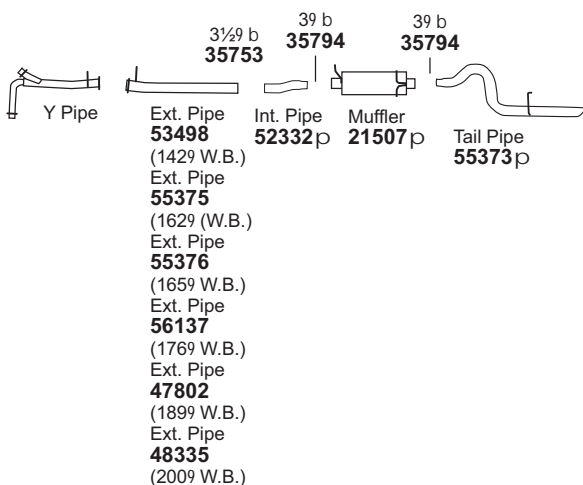
p If welded assembly, replace all required parts.  
37 Fed. & Calif. Emiss. Models. Not legal for sale on vehicles licensed in the state of California.

61 Cut to fit.  
100 Ultra Converter.

**2001-99 8 CYL. F550 SUPER DUTY w/7.3L DIESEL ENG. WIDE FRAME EXC. CHASSIS CAB, w/o CONVERTER**  
(4070)

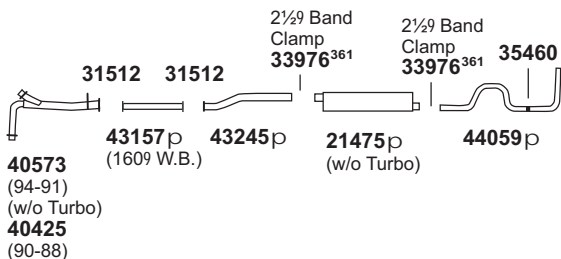


**2001-99 8 CYL. F550 SUPER DUTY w/7.3L DIESEL ENG. WIDE FRAME CHASSIS CAB, w/o CONVERTER**  
(4071)



## FORD Pickup 1 Ton - F350 2 & 4 W.D.

**1994-88 8 CYL. F350 w/7.3L DIESEL ENG. - 1360, 1600 W.B., CHASSIS CAB**  
(4072)



**NOTE: Reuse existing shields. If not reuseable, O.E. parts are required.**

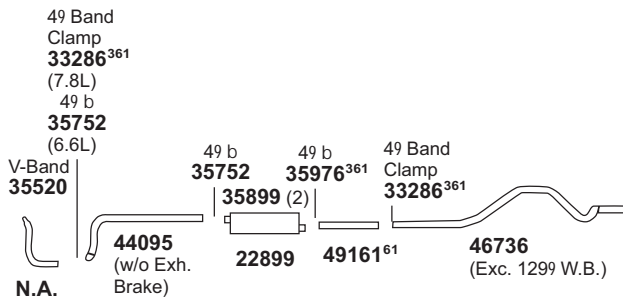
31512 Gskt.	35460 Insl.	35899 Hngr.											

**WARNING: Do Not use Tail Pipe Spouts on Campers, Panel, School Bus Models or Passenger carrying Vehicles.**

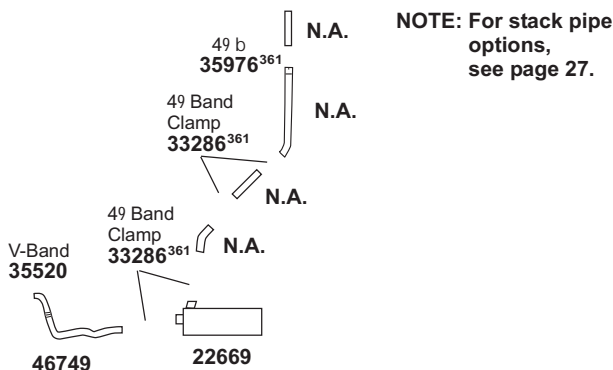
p If welded assembly, replace all required parts.  
61 Cut to fit.

## FORD Series F600 - 1 1/2-2 1/2 Ton

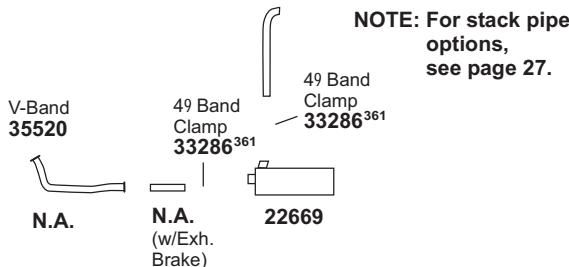
**1993-87 6 CYL. F600 w/6.6L, 7.8L DIESEL MODEL 84 COWL-ALL W.B., R.H. SIDE EXHAUST**  
(4073)



**1994-92 6 CYL. F600 w/6.6L, 7.8L DIESEL MODEL 81 CAB L.H. MOUNTED VERTICAL TAIL PIPE**  
(4074)



**1994-92 6 CYL. F600 w/6.6L, 7.8L DIESEL MODEL 81 CAB L.H. MOUNTED VERTICAL TAIL PIPE**  
(4075)



ACCESSORIES

TECH-FIT

HEAVY DUTY TRUCK G.V.W.R. 7-8

APPLICATION BY ENGINE

MEDIUM DUTY TRUCK G.V.W.R. 3-6

SCHOOL BUS

AGRICULTURAL

MUFFLER SPECS

O.E. CROSS REFERENCE

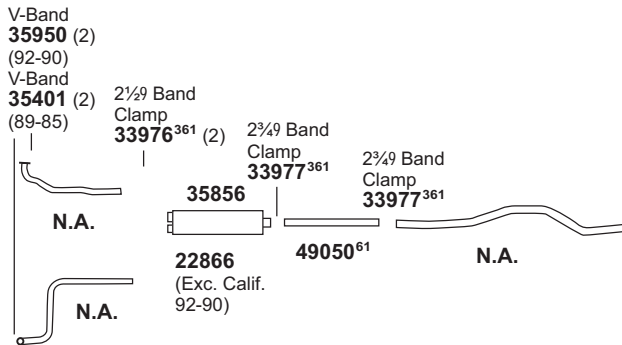
361 For other Clamp options, see page 15.

# MEDIUM DUTY

## FORD

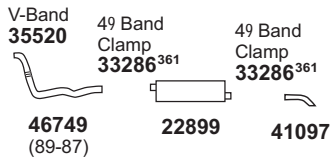
Series F600 - 1½-2½ Ton

**1992-85 8 CYL. F600 w/7.0L GAS ENG. - ALL W.B., MODEL 84 COWL R.H. EXHAUST (4076)**

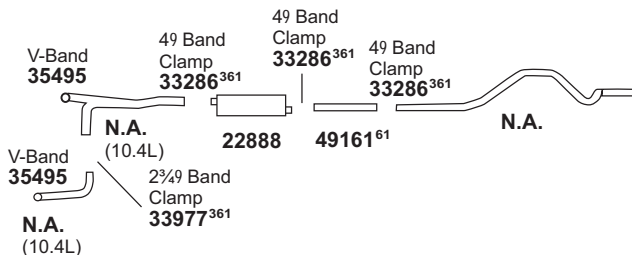


If new shield is required, use (2) 35569 shields w/(4) 35564 clamps.

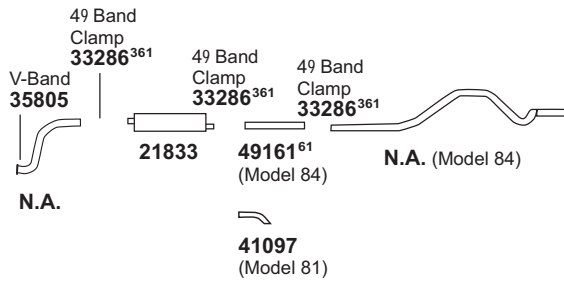
**1991-87 6 CYL. F600 w/6.6L, 7.8L DIESEL ENG., MODEL 81 CAB L.H. EXHAUST (EXC. LOW PROFILE) (4077)**



**1987-84 8 CYL. F600 w/8.2L, 10.4L DIESEL, MODEL 84 COWL (EXC. TURBO) (4078)**



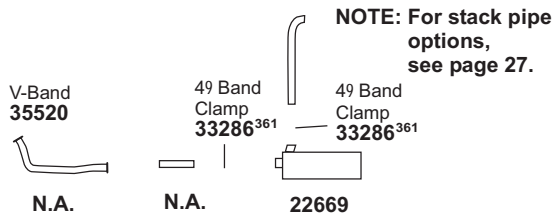
**1987-83 8 CYL. F600 w/8.2L, 10.4L DIESEL, TURBO (AFTER 2-1-83) (4079)**



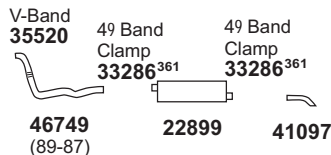
## FORD

Series F700, F750 - 2-3½ Ton

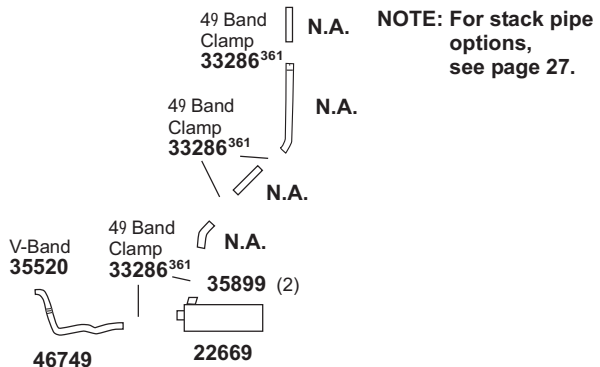
**1992-88 6 CYL. F700 w/6.6L, 7.8L DIESEL ENG. MODEL 81 CAB (L.H. VERTICAL MOUNTED TAIL PIPE) (4080)**



**1992-87 6 CYL. F700 w/6.6L, 7.8L ENG. DIESEL MODEL 81 CAB L.H. EXHAUST (EXC. LOW PROFILE) (4081)**



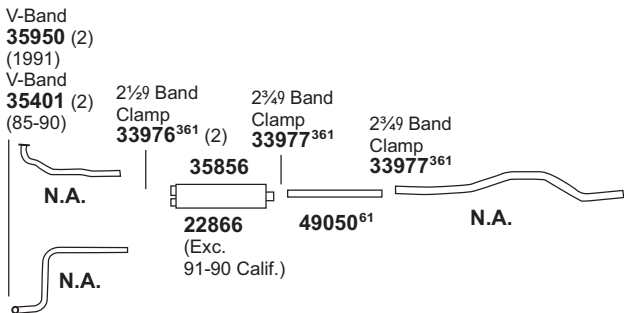
**1987 6 CYL. F700 w/6.6L, 7.8L DIESEL ENG. MODEL 81 CAB, L.H. MOUNTED VERTICAL TAIL PIPE (4082)**



35856 Hngr.	35899 Hngr.													

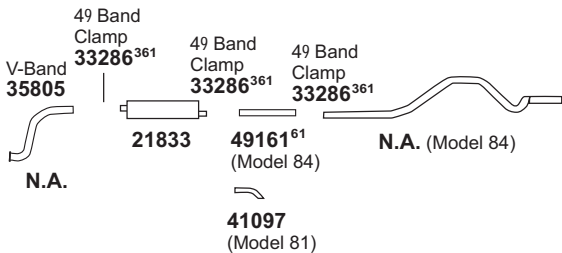
**WARNING: Do Not use Tail Pipe Spouts on Campers, Panel, School Bus Models or Passenger carrying Vehicles.**

**1991-85 8 CYL. F700 w/6.1L, 7.0L GAS ENG. ALL (4083) W.B., MODEL 84 COWL**

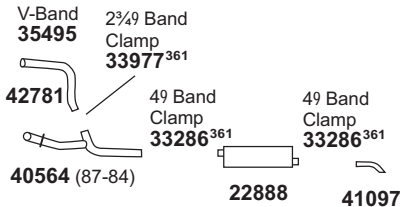


If new shield is required, use (2) 35569 shields w/(4) 35564 clamps.

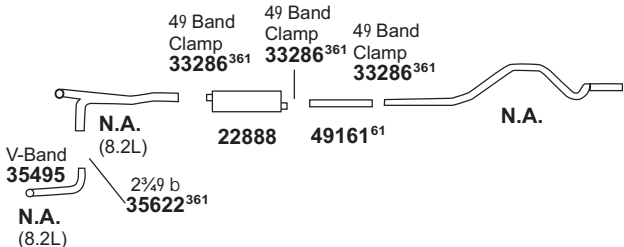
**1987-83 8 CYL. F700 w/8.2L, 10.4L DIESEL, (4084) TURBO ENG., AFTER 2-1-83**



**1987-80 8 CYL. F700 w/8.2L DIESEL ENG., (4085) MODEL 81 CAB (EXC. TURBO)**



**1987-84 8 CYL. F700 w/8.2L, 10.4L DIESEL ENG., (4086) MODEL 84 COWL (EXC. TURBO)**

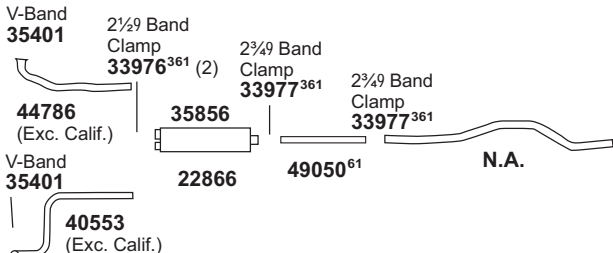


35856 Hngr.



**FORD Series F700, F750 - 2-3 1/2 Ton**

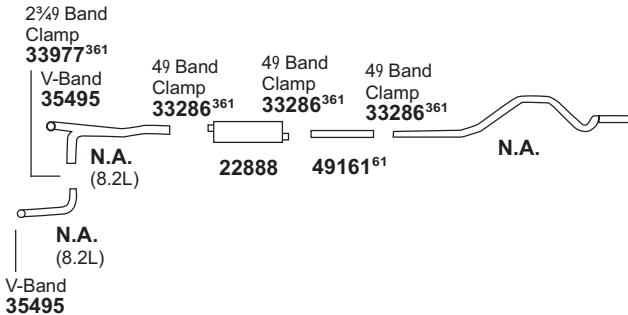
**1984 8 CYL. F700 w/6.1L, 7.0L GAS ENG. - (4087) ALL W.B., MODEL 84 COWL**



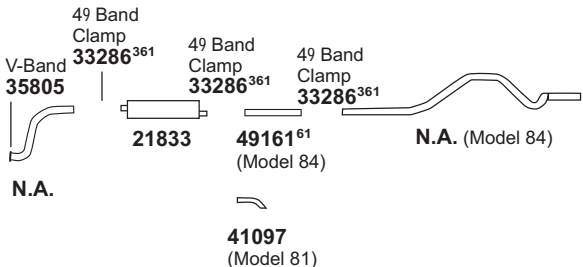
If new shield is required, use (2) 35569 shields w/(4) 35564 clamps.

**FORD Series F800, F850 - 2 1/2-3 1/2 Ton**

**1987-84 8 CYL. F800 w/8.2L, 10.4L DIESEL ENG., (4088) MODEL 84 COWL (EXC. TURBO)**



**1987-83 8 CYL. F800 w/8.2L, 10.4L DIESEL ENG., (4089) TURBO (AFTER 2-1-83)**



ACCESSORIES  
TECH-FIT  
HEAVY DUTY TRUCK G.V.W.R. 7-8  
APPLICATION BY ENGINE  
MEDIUM DUTY TRUCK G.V.W.R. 3-6  
SCHOOL BUS  
AGRICULTURAL  
MUFFLER SPECS  
O.E.CROSS REFERENCE

**WARNING: Do Not use Tail Pipe Spouts on Campers, Panel, School Bus Models or Passenger carrying Vehicles.**

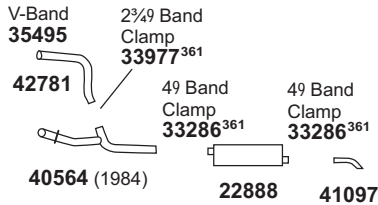


# MEDIUM DUTY

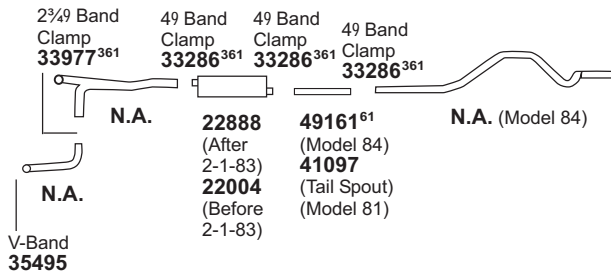
## FORD

Series F800, F850 - 2½-3½ Ton

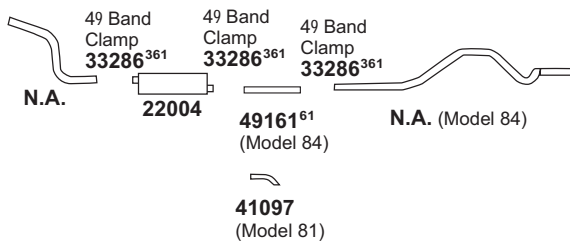
**1987-80 8 CYL. F800 w/8.2L DIESEL ENG.,  
(4090) MODEL 81 CAB. (EXC. TURBO)**



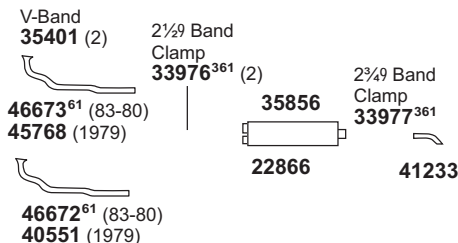
**1983-80 8 CYL. F800, FT800 w/501 C.I.D. (8.2L)  
(4091) DIESEL - ALL W.B. (EXC. TURBO)**



**1983-80 8 CYL. F800, FT800 w/8.2L TURBO  
(4092) DIESEL ENG. - ALL W.B.**

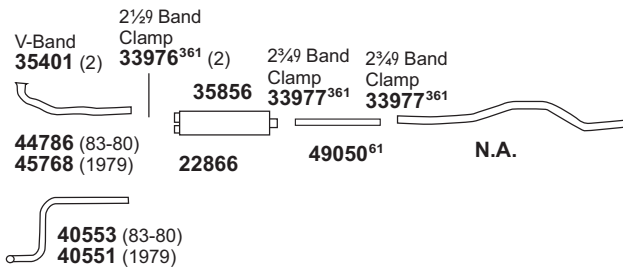


**1983-79 8 CYL. F800 w/6.1L, 7.0L ENG., MODEL  
(4093) 81 CAB, EXC. MODELS EQUIPPED w/P.T.O. (POWER TAKE OFF)**



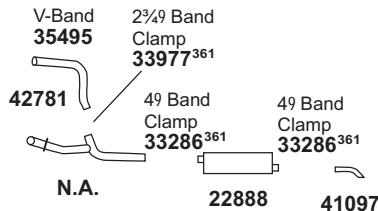
If new shield is required, use (2) 35569 shields w/(4) 35564 clamps.

**1983-79 8 CYL. F800 w/6.1L, 7.0L ENG. -  
(4094) MODEL 84 COWL**



If new shield is required, use (2) 35569 shields w/(4) 35564 clamps.

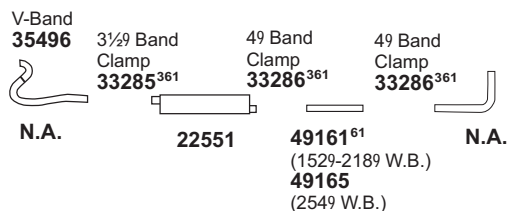
**1981 8 CYL. FT800 w/8.2L DIESEL ENG.  
(4095)**



## IH/NAVISTAR

1000 Series Chassis - 1½ Ton & Over

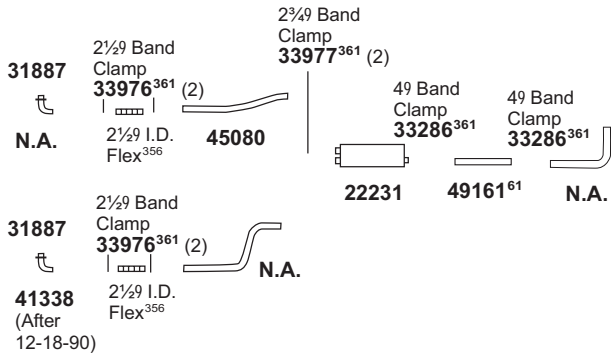
**1993-91 6 CYL. 1652SC w/DT360 DIESEL ENG.,  
(4096) STRIPPED CHASSIS, LONG TAIL PIPE, R.H. MOUNTING FRONT OF REAR WHEEL**



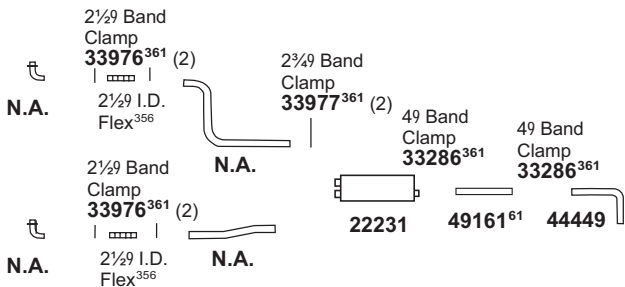
35856 Hngr.																			
-------------	--	--	--	--	--	--	--	--	--	--	--	--	--	--	--	--	--	--	--

WARNING: Do Not use Tail Pipe Spouts on Campers, Panel, School Bus Models or Passenger carrying Vehicles.

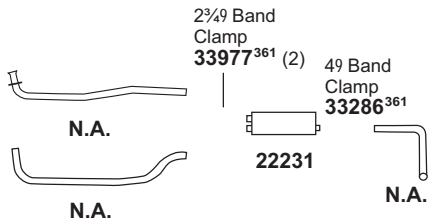
**1993-91 8 CYL. 1452SC, 1652SC w/7.3L DIESEL ENG., STRIPPED CHASSIS, LONG TAIL PIPE, EXITS FRONT OF REAR WHEEL, R.H. MOUNTING**  
**(4097)**



**1993-91 8 CYL. 1652SC w/7.3L DIESEL ENG., STRIPPED CHASSIS, LONG TAIL PIPE, L.H. MOUNTING**  
**(4098)**

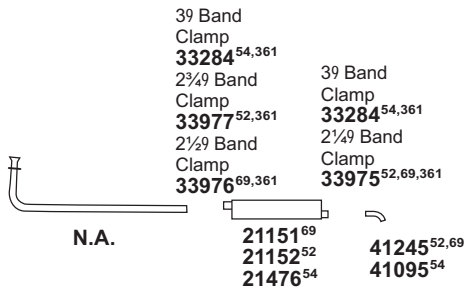


**1993-91 8 CYL. 1652SC w/7.3L DIESEL ENG., L.H. MOUNTING, TAIL PIPE EXITS FRONT OF REAR WHEEL**  
**(4099)**




## IH/NAVISTAR Metro Series - 1 1/2 Ton & Over (Step Van)

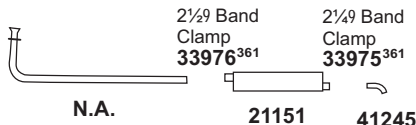
**1972-65 6 CYL. M1600, M1700, MC1600, MC1700 METRO**  
**(4100)**



**1972-65 8 CYL. M1600, M1700, MC1600, MC1700 METRO**  
**(4101)**

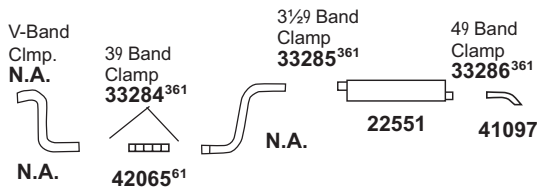


**1959-57 6 CYL. A160, A160 - 4X4, AC160 (EXC. LOW FRAME)**  
**(4102)**



## IH/NAVISTAR 4000 Series Chassis - 1 1/2 Ton & Over

**1998 6 CYL. 4700 w/T444E, LOW PROFILE 11) FLATBED, ALLISON AUTOMATIC TRANSMISSION, LEFT SIDE HORIZONTAL MOUNTED MUFFLER**  
**(4103)**



**WARNING: Do Not use Tail Pipe Spouts on Campers, Panel, School Bus Models or Passenger carrying Vehicles.**

52 V304 Eng. only.  
 54 V345 Gas Eng.  
 61 Cut to fit.

69 V266 Eng. only.  
 356 For Flex Tubing options, see page 24. Cut to length.  
 361 For other Clamp options, see page 15.

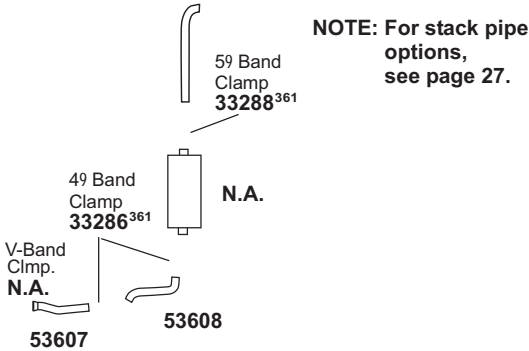
ACCESSORIES  
 TECH-FIT  
 HEAVY DUTY TRUCK G.V.W.R. 7-8  
 APPLICATION BY ENGINE  
 MEDIUM DUTY TRUCK G.V.W.R. 3-6  
 SCHOOL BUS  
 AGRICULTURAL  
 MUFFLER SPECS  
 O.E.CROSS REFERENCE

# MEDIUM DUTY

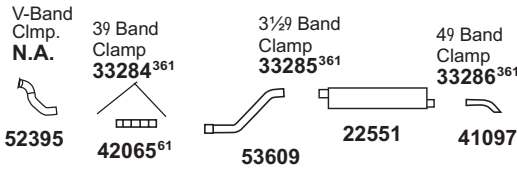
## IH/NAVISTAR

4000 Series Chassis - 1½ Ton & Over

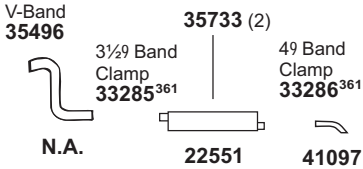
**2001 6 CYL. 8100 w/CUMMINS ISM280 SINGLE AXLE DAYCAB, AIR RIDE SUSPENSION, VERTICAL STACK PIPE**  
(4104)



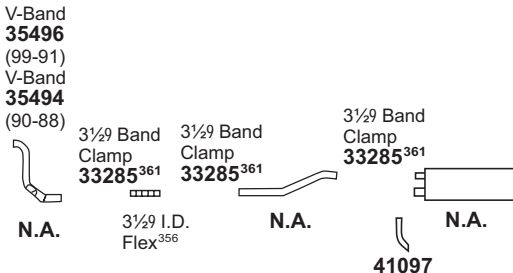
**1999 6 CYL. 4700 w/T444E CAB CHASSIS, 5 SPEED MANUAL TRANSMISSION**  
(4105)



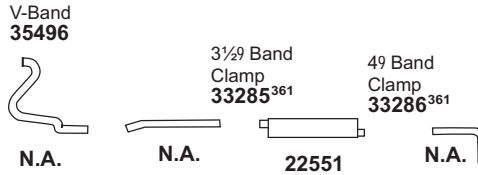
**1997-95 6 CYL. 4700 w/T444E DIESEL R.H. SIDE MOUNTING, CODE 0AAY**  
(4106)



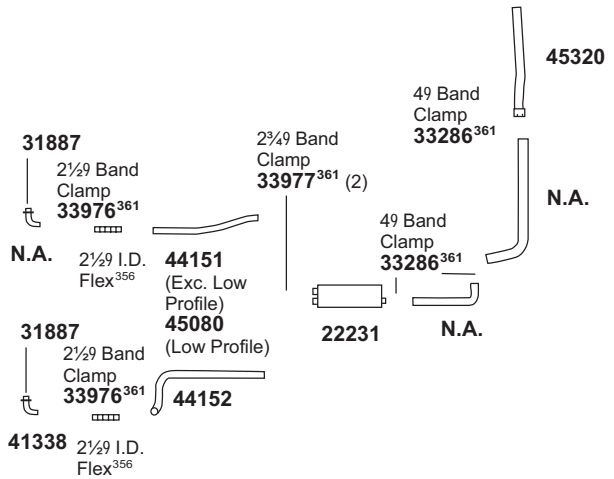
**1999-88 6 CYL. 4000 w/DT408, 530, DT466 DIESEL, L.H. MOUNTED MUFFLER, CANADA & EXPORT ONLY, CODE 07AAP**  
(4107)



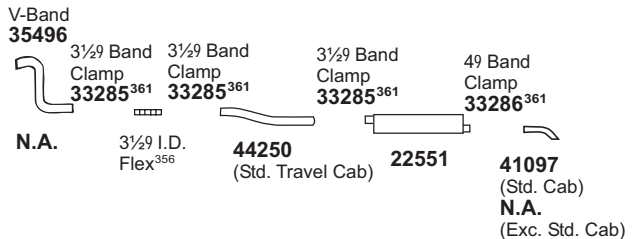
**1993 6 CYL. 4000 w/DT/DTA360 L.H. FRAME MOUNTED - LONG TAIL PIPE, SIDE EXIT, CODE 07AAV**  
(4108)



**1993 8 CYL. 4000 w/7.3L DIESEL ENG., R.H. CAB MOUNTED VERTICAL TAIL PIPE**  
(4109)



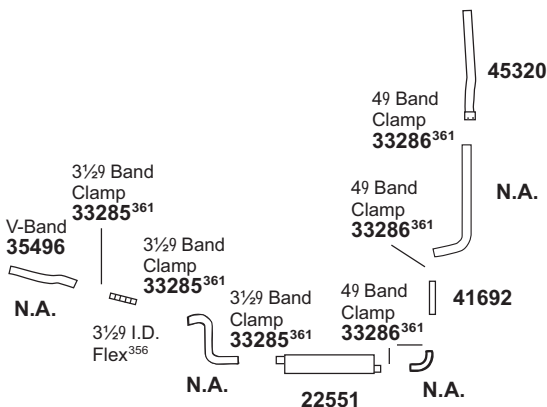
**1993 6 CYL. 4000 w/DTA 360 DIESEL R.H. FRAME MOUNTED (EXC. BEVERAGE BODY)**  
(4110)



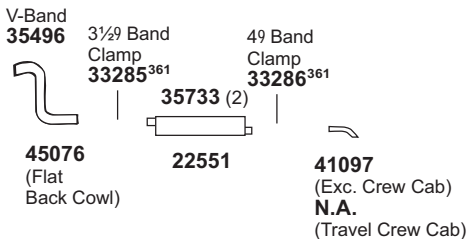
31887 Flng. 	35733 Hngr. 												
-----------------	-----------------	--	--	--	--	--	--	--	--	--	--	--	--

**WARNING: Do Not use Tail Pipe Spouts on Campers, Panel, School Bus Models or Passenger carrying Vehicles.**

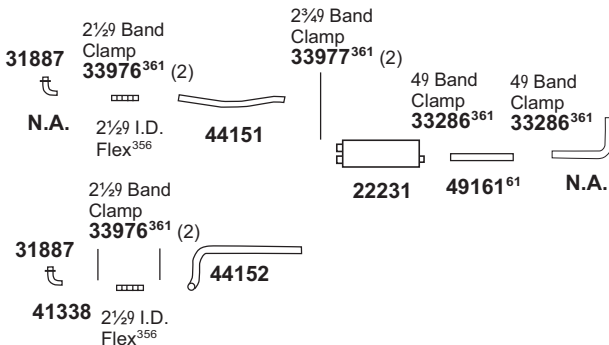
**1993 6 CYL. 4000 w/DT/DTA466 DIESEL, L.H. CAB MOUNTED VERTICAL TAIL PIPE, CODES 07ACW.2004 & 2006**  
(4111)



**1993 6 CYL. 4700 w/DT 360 DIESEL, R.H. SIDE MOUNTING (EXC. BEVERAGE BODY)**  
**1992-90 6 CYL. 4700 w/DT/DTA 360 DIESEL R.H. SIDE MOUNTING (EXC. BEVERAGE BODY)**  
(4112)



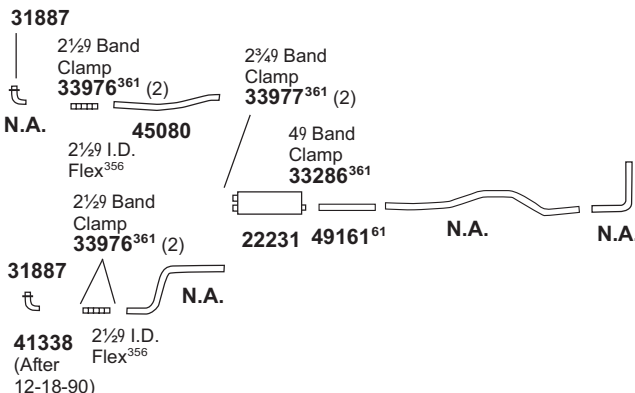
**1993-91 8 CYL. 4000 w/7.3L DIESEL ENG., LONG TAIL PIPE, R.H. MOUNTING (EXC. LOW PROFILE) CODE 07AAX**  
(4113)



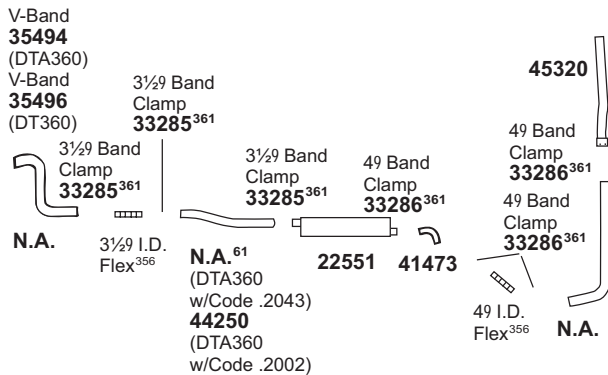
## IH/NAVISTAR

4000 Series Chassis - 1 1/2 Ton & Over


**1993-91 8 CYL. 4600LP, 4600UH w/7.3L DIESEL ENG., LONG TAIL PIPE, R.H. MOUNTING, LOW PROFILE**  
(4114)



**1993-91 6 CYL. 4000 W/DT/DTA360 DIESEL ENG., TRAVEL CREW CAB, R.H. CAB MOUNTED TAIL PIPE, CODE 07ACY**  
(4115)



**1993-91 6 CYL. 4000 w/DT/DTA466 DIESEL, R.H. MUFFLER MOUNTED 300 BACK OF CAB, CODE 07AAK**  
(4116)



31887 Flng.	35733 Hngr.								

**WARNING: Do Not use Tail Pipe Spouts on Campers, Panel, School Bus Models or Passenger carrying Vehicles.**

61 Cut to fit.  
356 For Flex Tubing options, see page 24. Cut to length.

361 For other Clamp options, see page 15.

ACCESSORIES

TECH-FIT

HEAVY DUTY TRUCK G.V.W.R. 7-8

APPLICATION BY ENGINE

MEDIUM DUTY TRUCK G.V.W.R. 3-6

SCHOOL BUS

AGRICULTURAL

MUFFLER SPECS

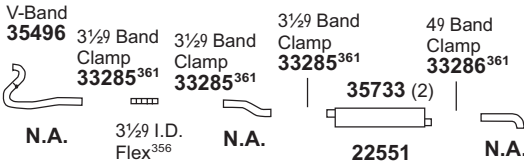
O.E.CROSS REFERENCE

# MEDIUM DUTY

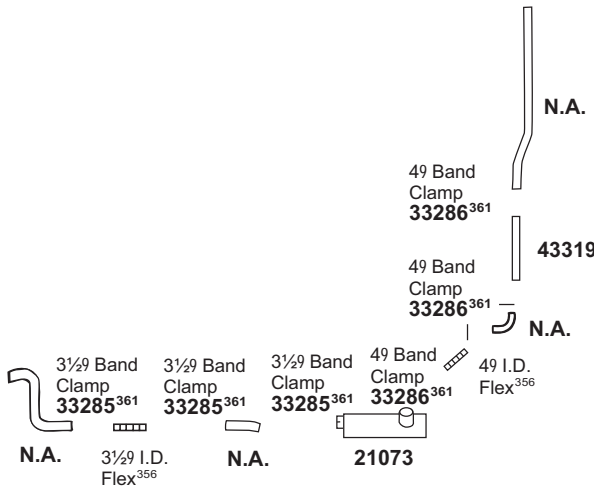
## IH/NAVISTAR

4000 Series Chassis - 1½ Ton & Over

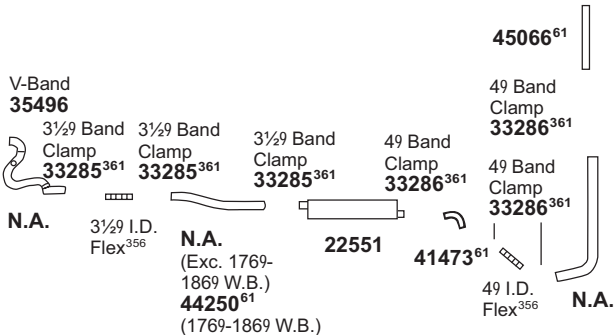
**1993-91 6 CYL. 4000 w/DT/DTA466 DIESEL, R.H. MUFFLER MOUNTED 80 BACK OF CAB, CODE 07AAE (4117)**



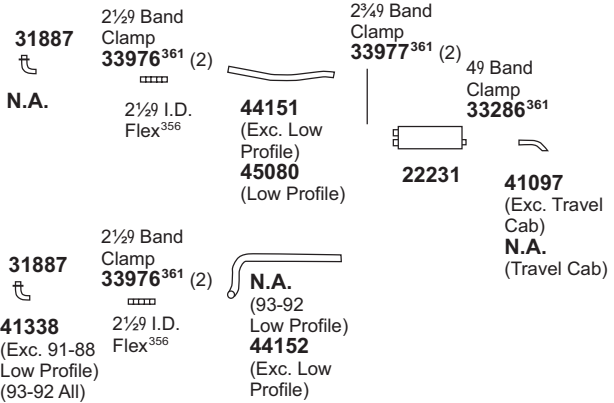
**1993-91 6 CYL. 4900 w/DT/DTA466 DIESEL ENG., R.H. CAB MOUNTED TAIL PIPE, CODES 07ACY.2003, 2019, 2022, 2030, 2052, 2054 (4118)**



**1993-91 6 CYL. 4000 w/DT/DTA466 DIESEL ENG., TRAVEL CREW CAB, L.H. CAB MOUNTED TAIL PIPE (4119)**

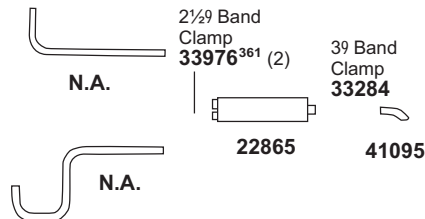


**1993-88 8 CYL. 4600 w/7.3L DIESEL ENG., R.H. SIDE MOUNTING (4120)**

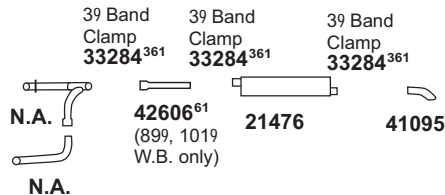


## IH/NAVISTAR Fleetstar, Cargostar, Loadstar, Series "S" 1½ Ton & Over

**1983-79 8 CYL. SERIES "S" w/6.4L GAS ENG. (4121) (EXC. 1723 MODEL)**

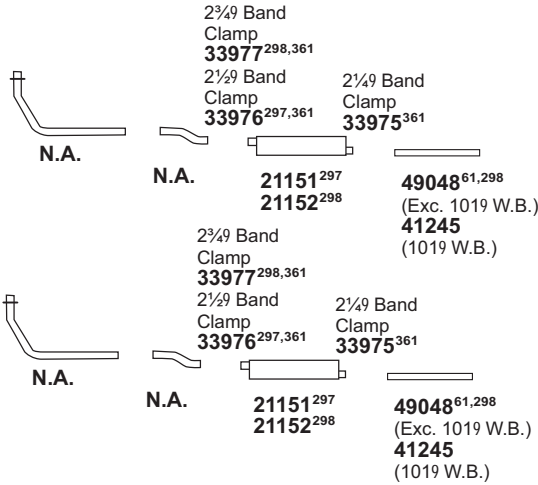


**1983-80 8 CYL. CARGOSTAR w/5.7L, 6.4L GAS ENG. (4122)**




**WARNING: Do Not use Tail Pipe Spouts on Campers, Panel, School Bus Models or Passenger carrying Vehicles.**

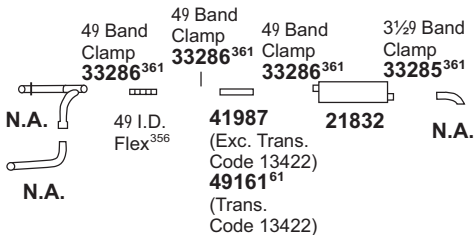
## 1983-79 8 CYL. CARGOSTAR w/5.7L, 6.4L (4123) GAS ENG.



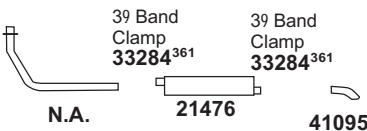
## 1983-80 6 CYL. CARGOSTAR w/DT466, DT466B DIESEL w/HORIZONTAL TAIL PIPE (4124)



## 1983-80 8 CYL. CARGOSTAR w/9.0L, 3208, D170, D190, DV462B, DIESEL w/HORIZONTAL TAIL PIPE (4125)

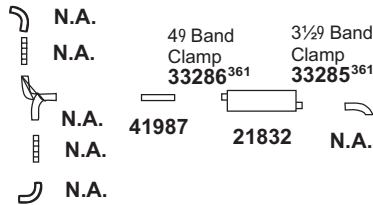


## 1983-79 6 CYL. CARGOSTAR w/D354 DIESEL (4126)

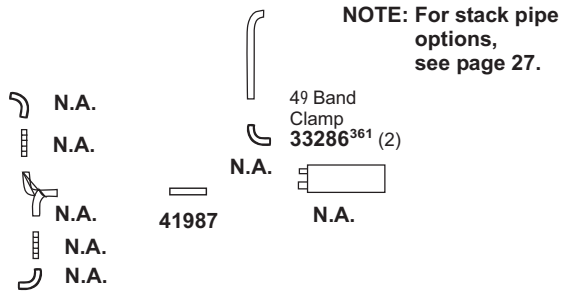


## IH/NAVISTAR Fleetstar, Cargostar, Loadstar, Series "S" 1 $\frac{1}{2}$ Ton & Over

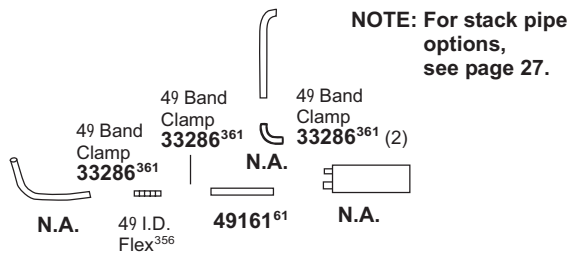
### 1983-79 6 CYL. CARGOSTAR w/6V-53N DIESEL (4127) w/HORIZONTAL TAIL PIPE



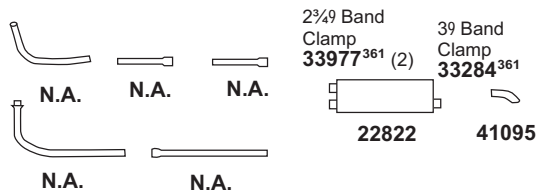
### 1983-79 6 CYL. CARGOSTAR w/6V-53N DIESEL (4128) w/VERTICAL TAIL PIPE



### 1983-79 6 CYL. CARGOSTAR w/DT466, DT466B, DIESEL, w/VERTICAL TAIL PIPE (4129)



### 1983-79 8 CYL. SERIES "S" w/MV404, 7.4L GAS ENG., 4X4, 6X6 w/AUX. TRANS. CODE 13552 (4130)



**WARNING:** Do Not use Tail Pipe Spouts on Campers, Panel, School Bus Models or Passenger carrying Vehicles.

61 Cut to fit.  
297 Eng. Code 7062.  
298 Exc. Eng. Code 7062.

356 For Flex Tubing options, see page 24. Cut to length.  
361 For other Clamp options, see page 15.

ACCESSORIES

TECH-FIT

HEAVY DUTY TRUCK G.V.W.R. 7-8

APPLICATION BY ENGINE

MEDIUM DUTY TRUCK G.V.W.R. 3-6

SCHOOL BUS

AGRICULTURAL

MUFFLER SPECS

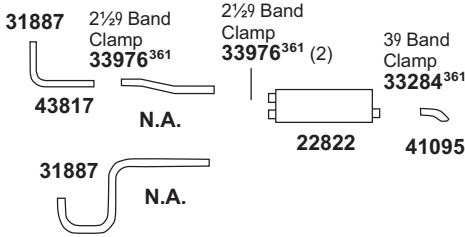
O.E.CROSS REFERENCE

# MEDIUM DUTY

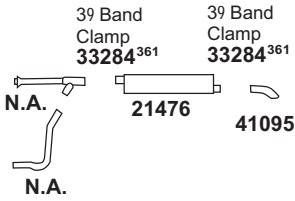
## IH/NAVISTAR

Fleetstar, Cargostar, Loadstar, Series "S"  
1½ Ton & Over

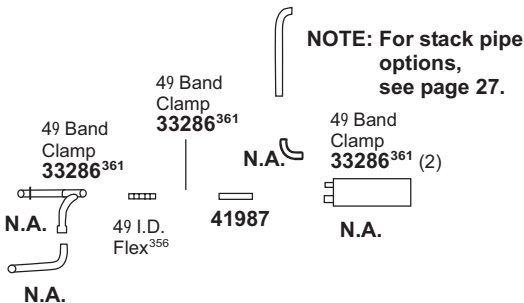
**1983-79 8 CYL. SERIES "S" w/MV404, 7.4L GAS ENG., 4X2, 6X4 (EXC. AUX TRANS. CODE 13552, EXC. 1723, 1823 MODELS)**  
(4131)



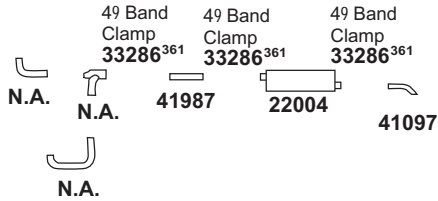
**1983-79 8 CYL. CARGOSTAR w/MV446 C.I.D. GAS, (BUILT 4-30-79 AND AFTER), w/HORIZONTAL MUFFLER**  
(4132)



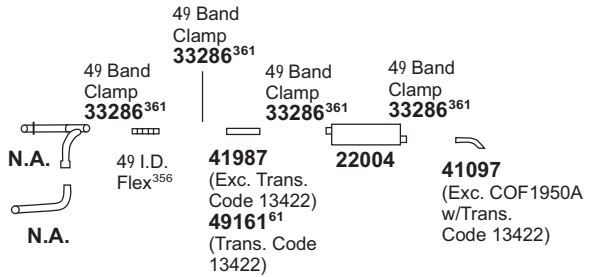
**1983-79 8 CYL. CARGOSTAR w/210B, 9.0L, 3208, D170, D190 DV462B DIESEL w/VERTICAL TAIL PIPE**  
(4133)



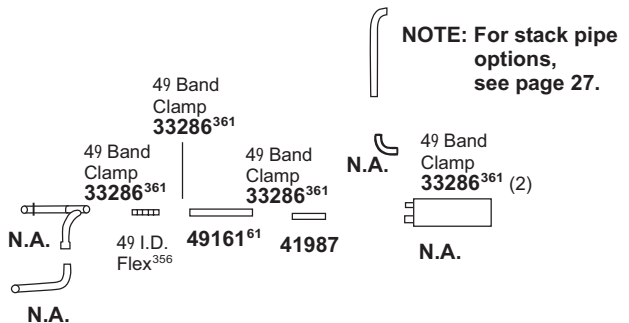
**1983-79 8 CYL. CARGOSTAR w/CUMMINS NTL 210 DIESEL w/HORIZONTAL TAIL PIPE**  
(4134)



**1983-79 8 CYL. CARGOSTAR w/V555 DIESEL w/HORIZONTAL TAIL PIPE**  
(4135)



**1983-79 8 CYL. CARGOSTAR w/V555 DIESEL w/VERTICAL TAIL PIPE**  
(4136)



31887 Flng.												
-------------	--	--	--	--	--	--	--	--	--	--	--	--

**WARNING: Do Not use Tail Pipe Spouts on Campers, Panel, School Bus Models or Passenger carrying Vehicles.**