

Dayton Parts™

www.daytonparts.com

LIGHT VEHICLE SUSPENSION PRODUCTS MASTER CATALOG



Ride Control Products for Cars, Light Duty Trucks, Vans, Motorhomes and Utility Trailers

Index

Products	Page Numbers
Footnotes to Products (Table Remarks Key Chart)	2
Heavy Duty Helper Spring Kits	3-13
Heavy Duty Helper Kit Types	3
Heavy Duty Helper U-Bolt Kit Specifications	13
Heavy Duty Helper Spring Identification	13
Tapered Extra Leaf Kits	14
Standard Duty Helper Spring Kits	15-19
Standard Duty Helper Spring Types	15
Super Duty Coil Springs	20
Timbren	21-37
Timbren SES® Suspension Kits	21-35
Aeon® Rubber Springs	36-37
AirLift® Auxiliay Air Springs	38-59
AirLift® Helper Spring Types	38
SlamAir® - AirLift® for Lowered Trucks	39
AirLift® for Cars, Trucks, Vans, SUVs and Motorhomes	40-54
AirLift® Air Cell Applicaitons and Replacement Components	55-57
Coach Leveler Accessories and Replacement Parts	58-59
Astro / Safari Steel Replacement Rear Spring	59
Utility Trailer Suspension Parts	60-72
Utility Trailer Leaf Springs	60-64
Utility Trailer Suspension Kits	65-70
Light Duty Suspension Components	71-79

WARNING: Dayton Parts, LLC will not be held responsible for replacement or repair to any wheel bearing, drive train or any other suspension component that may fail as a result of loading the vehicle above the OEM suggested capacity. Dayton Parts, LLC helper springs were designed to "assist" your vehicle in carrying its design load with greater stability. **DO NOT EXCEED THE MANUFACTURER'S GROSS VEHICLE WEIGHT RATING (GVWR).**

CAUTION: The helper kits listed in this catalog were designed to fit original equipment suspensions. Therefore, Dayton Parts, LLC cannot assume responsibility for the compatibility of the kits installed on vehicles with modified suspensions. For example: lift kits and suspensions modified by aftermarket body manufacturers.

The names and reference numbers of manufacturers and suppliers, other than Dayton Parts, LLC, used in this catalog are shown only to assist our customers in identifying replacement parts. Under no circumstances does Dayton Parts, LLC imply that the parts are of these OE manufacturers. Although care has been taken to ensure the accuracy of the data contained in this publication, Dayton Parts, LLC does not assume any liability for errors or omissions.

Helper Kit Selection Guide



Questions to ask to determine the proper type of helper kit for the application:

1. Suspension type; multi-leaf, full taper or coil spring?

	Heavy Duty	Standard Duty	Air Lift
Leaf Spring (Full Taper)	✓ (Tapered Extra Leaves)		✓
Leaf Spring (Multi-leaf)	✓	✓	✓
Coil Spring			✓

2. Vehicle loading; heavy, average or light?
3. How frequently will the vehicle be used for this purpose?
4. Who will be installing?
5. What is the general condition of the vehicle's main spring?
6. What model year?

	Heavy Duty	Standard Duty	Air Lift	Anti-Sway Bar
2. Heavy (2000-5000 lbs.)	SR	NR	R (Load Lifter 5000)	SR
Average (up to 2500 lbs.)	SR	SR	R (Air Lift RD)	R
Light (up to 1000 lbs.)	SR	R	R (Air Lift 1000)	SR
3. Always (Motorhomes, Trucks w/service body)	R	R (Constant Rate)	R	SR
Often (Commercial Pickups and Vans)	SR	SR (Variable Rate)	R	R
Sometimes (Vehicles used for trailering, etc.)	SR	R (Variable Rate)	SR	SR
4. Spring Mechanic	SR	R	R	R
Do-It-Yourselfer	NR	SR	R	R
5. Good	SR	R	R	SR
Fair	R	R	R	SR
Poor	Dayton Parts recommends replacement of main springs prior to installation of helper springs on these trucks - See Catalog 217.			
6. Prior to 1985	NR	SR	R	SR
1985 and After	R	R	R	R

SR - Strongly Recommended, R - Recommended, NR - Not Recommended

Note:

Brake Proportioning Valve/Load Sensing Devices.

The light truck manufacturers have done a fine job of improving the safety system on their vehicles. One of these improvements that has a direct effect on your spring business is the load sensitive brake proportioning valve.

With as much as 85% of the braking done by the front brakes, it is essential that the correct amount of pressure be applied to the rear wheels to (1) provide for maximum total braking and (2) prevent rear wheel lockup. The height sensing valve varies the amount of pressure to the rear wheels and is triggered by the amount of weight on the rear of the vehicle.

When you install any helper spring, you could affect the operation of the braking system. We recommend that you contact your local OEM Service Manager and have the height sensing valve adjusted or changed when installing helper springs.

Table Remarks Key Chart

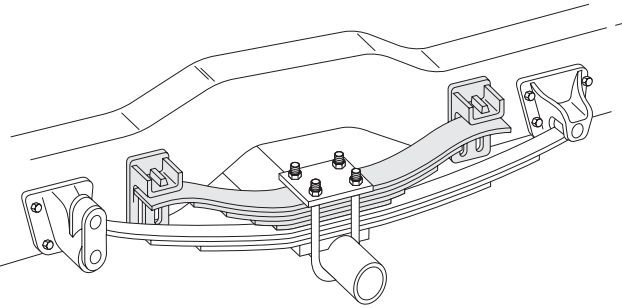
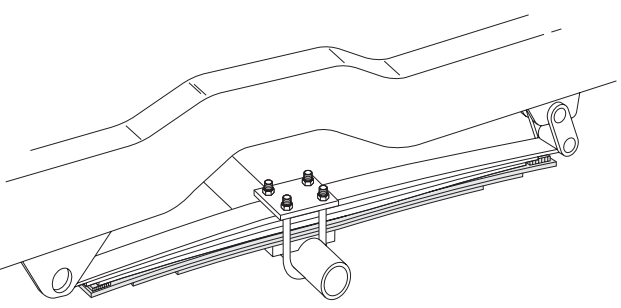
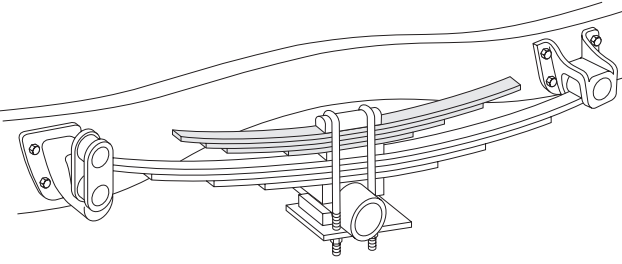
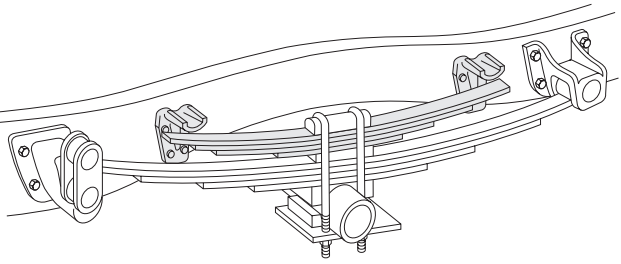
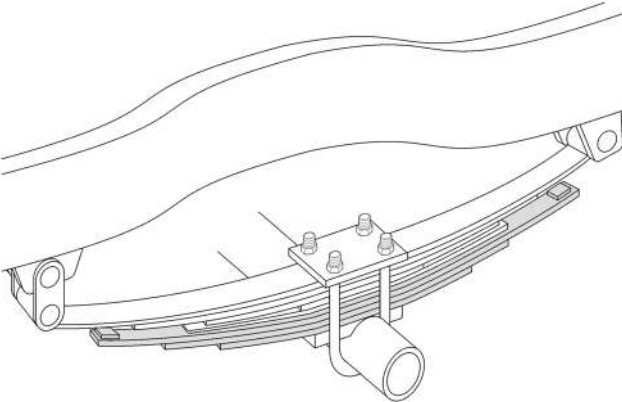
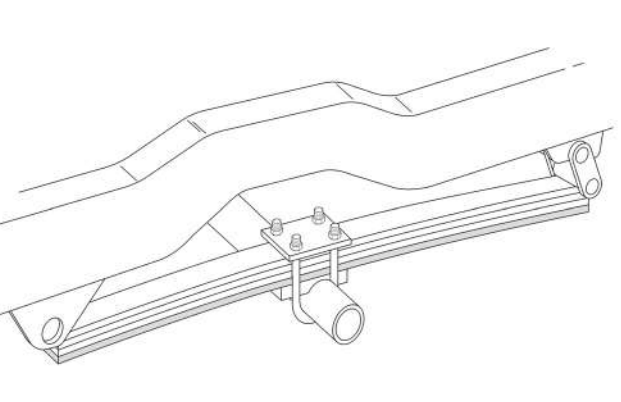
Comments

Helper Spring Comments	
A1	8" Clearance required between tire and frame.
A2	6" Clearance required between tire and frame.
A3	Universal weld on kit. Use P/N 57201 for vehicles with 8"-10" spacing between axle and frame. Use P/N 57220 for vehicles with 6 ½"-8" spacing between axle and frame.
A4	Without OEM Quad Shocks.
A5	Must remove front anti-sway bar.
A6	Some models must alter skit plate.
A7	59103 requires 6" clearance between tire and frame. 59012 requires 8 ½" clearance between bottom of frame rail and top of leaf spring, if less use P/N 59104.
H1	Cannot be shipped UPS.
H2	Only fits vehicles without OEM rear helper.
H3	Heavy duty available.
H4	Use 510-135 to replace OEM single leaf helper.
H5	With 454 engine use 502-340 U-bolt kit.
H6	For trucks that require longer U-bolts, use the optional 534-169 End Link Kit.
H7	502-344 U-bolts included in master kit. Depending on which OEM spacer block is used, other lengths may be required. Consult heavy duty U-bolt chart on page 55.
H8	The gross axle weight rating (GAWR) for the front axle is listed on the vehicle certification label on the left door near the door latch.
H9	Replaces OEM single leaf helper.
H11	With OEM sway bar use 502-298 U-bolt kit.
H12	Relocation of tail pipe may be required.
H13	Will raise vehicle approximately 1".
H14	Installation kit contains 3 clamp-on and 1 bolt-on adjustable brackets.
H15	Installation kit contains 2 clamp-on and 2 bolt-on adjustable brackets.
H18	With diesel or 454 engine use 502-256 U-bolt kit.
TBA	To be announced.

Heavy Duty Helper Springs



Heavy Duty Helper Kit Types (See page 15 for Standard Duty Kit Types and page 38 for Air Lift Kit Types)

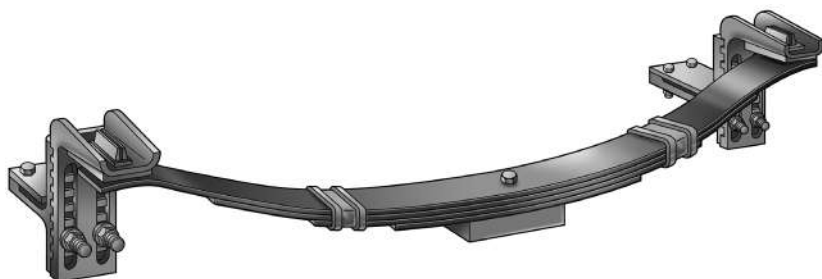
<p style="text-align: center;">Type 1</p>  <p style="text-align: center;">Rear Kits w/Adjustable Brackets</p>	<p style="text-align: center;">Type 2</p>  <p style="text-align: center;">Front Kits</p>
<p style="text-align: center;">Type 3</p>  <p style="text-align: center;">Rear Kits, OEM Replacement <i>(Reuse OEM Brackets, not included in kit)</i></p>	<p style="text-align: center;">Type 4</p>  <p style="text-align: center;">Rear Kits w/OEM Style Fixed Brackets</p>
<p style="text-align: center;">Type 5</p>  <p style="text-align: center;">Van Kits, Rear</p>	<p style="text-align: center;">Type 6</p>  <p style="text-align: center;">Tapered Extra Leaf Kits</p>

Illustrations shown are typical examples.
Any given kit may differ slightly in appearance from those shown.

Chevrolet / GMC

Heavy Duty Helper Springs

Heavy Duty Helper Kits are designed to add up to 4200 lbs.* of additional load handling capability without affecting ride quality when unloaded. High strength, cast iron, adjustable brackets allow for custom tuning the helper system to your load handling requirements. All Heavy Duty Helper Kits have been designed to be a bolt-on product with no welding or drilling required. Manufactured by Dayton Parts in the USA of the highest quality American steel for superior durability.



Heavy Duty Helper Spring

How to Order: Order 1 Master Kit which includes all necessary springs, brackets and U-bolts for the application listed.

Note: Components have been listed separate from those master kits that cannot ship UPS.

** Never exceed the manufacturer's suggested GVW.*

- Bolt on installation, no welding or drilling required.
- High strength cast iron brackets used throughout.
- Long life insulator pads virtually eliminate noise.
- Applications for most domestic trucks, vans and utility vehicles.
- Does not affect ride quality when vehicle is unloaded.
- Adjustable brackets allow for "custom tuning" the helper system.
- Manufactured by Dayton Parts from American made materials and components.
- Does not depend on the original suspension to control additional vehicle loading.

Chevrolet / GMC

½ Ton Front
4-Wheel Drive Truck

Model	*Year	Capty.	Kit Type	Spring Width	Master Kit No.	Master Kit Includes:			Remarks
						Leaf Kit No.	Bracket Kit No.	U-Bolt Kit No.	
Blazer, Jimmy, Suburban	1973-91	1000	6	2 ¾	510-402	—	—	—	Tapered extra leaf kit
Blazer, Jimmy, Suburban, K10/1500 pickup	1967-72	800	6	2 ½	510-384	—	—	—	Tapered extra leaf kit, use w/taper leaf front springs w/ std. eyes only.
K10/1500, V10/1500	1973-87	1000	6	2 ¾	510-402	—	—	—	Tapered extra leaf kit

½ Ton Rear
2-Wheel Drive Truck

Model	*Year	Capty.	Kit Type	Spring Width	Master Kit No.	Master Kit Includes:			Remarks
						Leaf Kit No.	Bracket Kit No.	U-Bolt Kit No.	
C1500 except short bed w/extended cab	1988-98	2600	1	2 ½	510-127	504-127	503-3119	502-215	H14
C1500 short bed w/extended cab	1988-98	2600	1	2 ½	510-133	504-133	503-3119	502-215	H14
C10/1500, R10/1500	1985-87	2600	1	2 ½	510-205	504-205	503-2101	502-254	H12
Silverado/Sierra 1500	1999-07	—	—	—	N/A	—	—	—	No heavy duty kit available. See the Standard Duty section in this publication.
Silverado/Sierra 1500HD	2002-10	—	—	—	N/A	—	—	—	No heavy duty kit available. See the Standard Duty section in this publication.

½ Ton Rear
2-Wheel Drive Van

Model	*Year	Capty.	Kit Type	Spring Width	Master Kit No.	Master Kit Includes:			Remarks
						Leaf Kit No.	Bracket Kit No.	U-Bolt Kit No.	
Astro, Safari w/composite rear springs	1985-95	3400	—	3	—	AST-1	—	AST-2	Steel replacements for OEM composite springs, Order 2 ea. AST-1 springs and 1 ea. AST-2 u-bolt kit.

If the Heavy Duty Kit is not available for your application, refer to the "Standard Duty" or "Air Lift" sections of this catalog.

See Page 2 for "Remarks Key Chart".

N/A - Not Available

* For model years earlier than those listed refer to the "Standard Duty" section of this catalog.

Heavy Duty Helper Springs

Chevrolet / GMC

Heavy Duty Helper Springs

Chevrolet / GMC

½ Ton Rear

4-Wheel Drive Truck

Model	*Year	Capty.	Kit Type	Spring Width	Master Kit No.	Master Kit Includes:			Remarks
						Leaf Kit No.	Bracket Kit No.	U-Bolt Kit No.	
K1500	1988-98	2400	1	2 ½	510-127A	504-127	503-2119	502-215	H15
K10/1500, V10/1500	1985-87	2600	1	2 ½	510-105	504-105	503-2101	502-254	
Silverado/Sierra 1500	1999-07	—	—	—	N/A	—	—	—	No heavy duty kit available. See the Standard Duty section of this publication.
Silverado/Sierra 1500HD	2002-10	—	—	—	N/A	—	—	—	No heavy duty kit available. See the Standard Duty section of this publication.

¾ Ton Front

4-Wheel Drive Truck

Model	*Year	Capty.	Kit Type	Spring Width	Master Kit No.	Master Kit Includes:			Remarks
						Leaf Kit No.	Bracket Kit No.	U-Bolt Kit No.	
K20/2500, V20/2500	1973-87	1000	6	2 ¾	510-402	—	—	—	Tapered extra leaf kit
K20/2500 pickup & Suburban	1967-72	800	6	2 ½	510-384	—	—	—	Tapered extra leaf kit, use w/taper leaf front springs w/std. eyes only.
Suburban	1973-91	1000	6	2 ¾	510-402	—	—	—	Tapered extra leaf kit

¾ Ton Rear

2-Wheel Drive Truck

Model	*Year	Capty.	Kit Type	Spring Width	Master Kit No.	Master Kit Includes:			Remarks
						Leaf Kit No.	Bracket Kit No.	U-Bolt Kit No.	
C20/2500, R20/2500	1985-87	2600	1	2 ½	510-105A	504-105	503-2101	502-250	
C2500HD, 8600 lbs. GVW and over	1988-00	2400	1	2 ½	510-129	504-129	503-2119	502-215	H15, H18
C2500 under 8600 lbs. GVW	1988-00	2400	1	2 ½	510-127	504-127	503-3119	502-215	H14, H18
Silverado/Sierra	1999-07	—	—	—	N/A	—	—	—	No heavy duty kit available. See the Standard Duty section in this publication.
Silverado/Sierra 2500HD	2001-10	2600	4	2 ½	510-149A	500-135	503-2120	502-215	Frame must be factory drilled for OE brackets.

¾ Ton Rear

4-Wheel Drive Truck

Model	*Year	Capty.	Kit Type	Spring Width	Master Kit No.	Master Kit Includes:			Remarks
						Leaf Kit No.	Bracket Kit No.	U-Bolt Kit No.	
K20/2500, V20/2500	1985-87	2400	1	2 ½	510-105A	504-105	503-2101	502-250	
K2500	1988-00	2400	1	2 ½	510-129	504-129	503-2119	502-215	H15, H18
Silverado/Sierra 2500	1999-07	—	—	—	N/A	—	—	—	No heavy duty kit available. See standard duty section of this publication.
Silverado/Sierra 2500HD	2001-10	2600	4	2 ½	510-149A	500-135	503-2120	502-215	Frame must be factory drilled for OE brackets.

1 Ton Front

4-Wheel Drive Truck

Model	*Year	Capty.	Kit Type	Spring Width	Master Kit No.	Master Kit Includes:			Remarks
						Leaf Kit No.	Bracket Kit No.	U-Bolt Kit No.	
K30/3500, V30/3500 ("V" body only)	1977-91	1000	6	2 ¾	510-402A	—	—	—	Tapered extra leaf kit

If the Heavy Duty Kit is not available for your application, refer to the "Standard Duty" or "Air Lift" sections of this catalog.

See Page 2 for "Remarks Key Chart".

N/A - Not Available

* For model years earlier than those listed refer to the "Standard Duty" section of this catalog.

Chevrolet / GMC

Heavy Duty Helper Springs

Heavy Duty Helper Springs

Chevrolet / GMC

1 Ton Front

2-Wheel Drive Truck, Van & Motorhome

Model	*Year	Capty.	Kit Type	Spring Width	Master Kit No.	Master Kit Includes:			Remarks
						Leaf Kit No.	Bracket Kit No.	U-Bolt Kit No.	
C3500HD All w/ Coil springs	1991-03	1600	6	2 ½	510-492	—	—	—	H1, Tapered extra leaf kit See section on Super Duty Coils in this publication.

1 Ton Rear

2-Wheel Drive Truck

Model	*Year	Capty.	Kit Type	Spring Width	Master Kit No.	Master Kit Includes:			Remarks
						Leaf Kit No.	Bracket Kit No.	U-Bolt Kit No.	
C30/3500, R30/3500 ("R" body only)	1973-91	2800	1	2 ½	510-107	504-107	503-2101	502-258	H2, H11, H12
C30/3500, R30/3500 ("R" body only)	1973-91	4200	4	2 ½	510-141	504-141	503-2113	502-320	H1, 6 leaf helper, high arch
C30/3500, R30/3500 ("R" body only)	1973-91	4200	4	2 ½	510-139	504-139	503-2113	502-320	H1, 6 leaf helper, low arch
C30/3500, R30/3500 ("R" body only)	1973-91	2900	4	2 ½	510-119	500-119	503-2113	502-298	OEM style fixed bracket kit
C3500 DRW	1988-00	2600	4	2 ½	510-135	500-135	503-2118	502-258	H4, H5
C3500 SRW	1988-00	2400	1	2 ½	510-129	504-129	503-2119	502-215	H2, H5, H15
Silverado/Sierra 3500	2001-10	2600	4	2 ½	510-149A	500-135	503-2120	502-215	Frame must be factory drilled for OE brackets.

1 Ton Rear

2-Wheel Drive Van & Motorhome

Model	*Year	Capty.	Kit Type	Spring Width	Master Kit No.	Master Kit Includes:			Remarks
						Leaf Kit No.	Bracket Kit No.	U-Bolt Kit No.	
G3500 Savana and Express	1996-07	2500	6	2 ½	510-1175	—	—	—	Extra leaf kit for 3 leaf taper springs only.
P30/3500 except motorhome chassis w/ 4-wheel disc	1973-99	3200	4	2 ½	510-143	504-143	503-2115	502-320	OEM style fixed bracket kit
P30/3500 cutaway motorhome only	1993-99	1980	6	—	510-937	—	—	—	Tapered extra leaf kit, used with four leaf taper rear springs only.

1 Ton Rear

4-Wheel Drive Truck

Model	*Year	Capty.	Kit Type	Spring Width	Master Kit No.	Master Kit Includes:			Remarks
						Leaf Kit No.	Bracket Kit No.	U-Bolt Kit No.	
K30/3500, V30/3500 ("V" body only)	1977-91	2900	4	2 ½	510-119	500-119	503-2113	502-298	OEM style fixed bracket kit
K30/3500, V30/3500 ("V" body only)	1977-91	4200	4	2 ½	510-141	504-141	503-2113	502-320	H1, 6 leaf helper, high arch
K30/3500, V30/3500 ("V" body only)	1977-91	4200	4	2 ½	510-139	504-139	503-2113	502-320	H1, 6 leaf helper, low arch
K30/3500, V30/3500	1977-87	2800	1	2 ½	510-107	504-107	503-2101	502-258	H11, H12
K3500 DRW	1988-00	2600	4	2 ½	510-135	500-135	503-2118	502-258	H4, H5
K3500 SRW	1988-00	2400	1	2 ½	510-129	504-129	503-2119	502-215	H2, H5, H15
Silverado/Sierra 3500	2001-10	2600	4	2 ½	510-149A	500-135	503-2120	502-215	Frame must be factory drilled for OE brackets.

If the Heavy Duty Kit is not available for your application, refer to the "Standard Duty" or "Air Lift" sections of this catalog.

See Page 2 for "Remarks Key Chart".

N/A - Not Available

* For model years earlier than those listed refer to the "Standard Duty" section of this catalog.

Heavy Duty Helper Springs

Dodge

Dodge

1/2 Ton Front

4-Wheel Drive Truck

Model	*Year	Capty.	Kit Type	Spring Width	Master Kit No.	Master Kit Includes:			Remarks
						Leaf Kit No.	Bracket Kit No.	U-Bolt Kit No.	
Ram 1500 w/coil spring front suspension	1994-04	—	—	—	—	—	—	—	See section on Super Duty Coils in this publication.

1/2 Ton Rear

2-Wheel Drive Truck

Model	*Year	Capty.	Kit Type	Spring Width	Master Kit No.	Master Kit Includes:			Remarks
						Leaf Kit No.	Bracket Kit No.	U-Bolt Kit No.	
D100/150	1982-93	2600	1	2 1/2	510-205A	504-205	503-2107	502-260	No heavy duty kit available. See the Standard Duty section in this publication.
Ram 1500	2002-10	—	—	—	N/A	—	—	—	
Ram 1500	1994-01	2600	1	2 1/2	510-215	504-215	504-2109	502-342	This kit may require drilling of frame to install on some 1994-95 trucks. Professional installation recommended. Call DPI Tech Service for further info.

1/2 Ton Rear

2-Wheel Drive Van

Model	*Year	Capty.	Kit Type	Spring Width	Master Kit No.	Master Kit Includes:			Remarks
						Leaf Kit No.	Bracket Kit No.	U-Bolt Kit No.	
Caravan/Voyager, Town & Country w/ single leaf rear spring	1996-05	700	6	2 1/2	510-469	—	—	—	Short wheel base tapered extra leaf kit. Professional installation suggested.
Caravan/Voyager, Town & Country w/ single leaf rear spring	1996-05	700	6	2 1/2	510-445	—	—	—	Long wheel base tapered extra leaf kit. Professional installation suggested.
Grnd Caravan/Voyager, Town & Country w/ single leaf rear spring	1994-95	700	6	2 1/2	510-411	—	—	—	Tapered extra leaf kit.

1/2 Ton Rear

4-Wheel Drive Truck

Model	*Year	Capty.	Kit Type	Spring Width	Master Kit No.	Master Kit Includes:			Remarks
						Leaf Kit No.	Bracket Kit No.	U-Bolt Kit No.	
Ram 1500	2002-10	—	—	—	N/A	—	—	—	No heavy duty kit available. See the Standard Duty section in this publication.
Ram 1500	1994-01	2600	1	2 1/2	510-215A	504-215	503-2109	502-368	This kit may require drilling of frame to install on some 1994-95 trucks. Professional installation recommended. Call DPI Tech Service for further info.
W100/150	1985-93	2600	1	2 1/2	510-205B	504-205	503-2107	502-262	

3/4 Ton Front

4-Wheel Drive Truck

Model	*Year	Capty.	Kit Type	Spring Width	Master Kit No.	Master Kit Includes:			Remarks
						Leaf Kit No.	Bracket Kit No.	U-Bolt Kit No.	
Ram 2500 w/coil spring front suspension	1994-05	—	—	—	—	—	—	—	See section on Super Duty Coils in this publication.

If the Heavy Duty Kit is not available for your application, refer to the "Standard Duty" or "Air Lift" sections of this catalog.

See Page 2 for "Remarks Key Chart".

N/A - Not Available

* For model years earlier than those listed refer to the "Standard Duty" section of this catalog.

Dodge

Heavy Duty Helper Springs

Heavy Duty Helper Springs

Dodge

¾ Ton Rear

2-Wheel Drive Truck

Model	*Year	Capty.	Kit Type	Spring Width	Master Kit No.	Master Kit Includes:			Remarks
						Leaf Kit No.	Bracket Kit No.	U-Bolt Kit No.	
Ram 2500HD	2002-10	—	—	—	N/A	—	—	—	No heavy duty kit available. See standard duty section in this publication.
Ram 2500, 8800 lbs. GVW and over	1994-01	2600	1	3	510-217	504-217	503-2109	502-362	This kit may require drilling of frame to install on some 1994-95 trucks. Professional installation recommended. Call DPI Tech Service for further info.
Ram 2500 under 8800 lbs. GVW	1994-01	2600	1	2 ½	510-215	504-215	503-2109	502-342	This kit may require drilling of frame to install on some 1994-95 trucks. Professional installation recommended. Call DPI Tech Service for further info.
D200/250	1985-93	2600	1	2 ½	510-205D	504-205	503-2107	502-268	

¾ Ton Rear

4-Wheel Drive Truck

Model	*Year	Capty.	Kit Type	Spring Width	Master Kit No.	Master Kit Includes:			Remarks
						Leaf Kit No.	Bracket Kit No.	U-Bolt Kit No.	
Ram 2500HD	2002-10	—	—	—	N/A	—	—	—	No heavy duty kit available. See standard duty section in this publication.
Ram 2500, 8800 lbs. GVW or greater	1994-01	2600	1	3	510-217A	504-217	503-2109	502-370	Trucks w/5" spacer require 502-364 u-bolt kit. This kit may require drilling of frame to install on some 1994-95 trucks. Professional installation recommended. Call DPI Tech Service for more info.
Ram 2500, 7700 lbs. GVW or less	1994-01	2600	1	2 ½	510-215A	504-215	503-2109	502-368	This kit may require drilling of frame to install on some 1994-95 trucks. Professional installation recommended. Call DPI Tech Service for further info.
W200/250	1985-93	2600	1	2 ½	510-211A	504-211	503-2107	502-344	

1 Ton Front

2-Wheel Drive Truck, Van & Motorhome

Model	*Year	Capty.	Kit Type	Spring Width	Master Kit No.	Master Kit Includes:			Remarks
						Leaf Kit No.	Bracket Kit No.	U-Bolt Kit No.	
All w/ coil springs	To 98	—	—	—	—	—	—	—	See section on Super Duty Coils in this publication.

If the Heavy Duty Kit is not available for your application, refer to the "Standard Duty" or "Air Lift" sections of this catalog.

See Page 2 for "Remarks Key Chart".

N/A - Not Available

* For model years earlier than those listed refer to the "Standard Duty" section of this catalog.

Heavy Duty Helper Springs

Dodge / Ford

Dodge

1 Ton Rear

2-Wheel Drive Truck

Model	*Year	Capty.	Kit Type	Spring Width	Master Kit No.	Master Kit Includes:			Remarks
						Leaf Kit No.	Bracket Kit No.	U-Bolt Kit No.	
Ram 3500HD	2002-10	—	—	—	N/A	—	—	—	No heavy duty kit available. See standard duty section in this publication.
Ram 3500	1994-01	4400	1	3	510-221	504-221	503-2109	502-364	6 Leaf helper spring. Order only leaf kit and u-bolt kit when truck equipped with OEM single leaf helper spring.
Ram 3500	1994-01	2800	1	3	510-219	504-219	503-2109	502-364	Order only leaf kit and u-bolt kit when truck equipped with OEM single leaf helper spring.
D300/350	1985-93	2600	1	2 ½	510-205E	504-205	503-2107	502-342	Trucks with 10 leaf main springs, order 502-344 U-bolt kit.

1 Ton Rear

4-Wheel Drive Truck

Model	*Year	Capty.	Kit Type	Spring Width	Master Kit No.	Master Kit Includes:			Remarks
						Leaf Kit No.	Bracket Kit No.	U-Bolt Kit No.	
Ram 3500HD	2002-10	—	—	—	N/A	—	—	—	No heavy duty kit available. See standard duty section in this publication.
Ram 3500	1994-01	4400	1	3	510-221	504-221	503-2109	502-364	6 Leaf helper spring. Order only leaf kit and u-bolt kit when truck equipped with OEM single leaf helper spring.
Ram 3500	1994-01	2800	1	3	510-219	504-219	503-2109	502-364	Order only leaf kit and u-bolt kit when truck equipped with OEM single leaf helper spring.
W300/350	1985-93	2600	1	2 ½	510-211A	504-211	503-2107	502-344	H7
W300/350 chassis cab	1985-93	2600	1	2 ½	510-205C	504-205	503-2107	502-266	

Ford

½ Ton Front

4-Wheel Drive Truck

Model	*Year	Capty.	Kit Type	Spring Width	Master Kit No.	Master Kit Includes:			Remarks
						Leaf Kit No.	Bracket Kit No.	U-Bolt Kit No.	
F100/150	To 98	—	—	—	—	—	—	—	See section on Super Duty Coils in this publication.

½ Ton Rear

2-Wheel Drive Truck

Model	*Year	Capty.	Kit Type	Spring Width	Master Kit No.	Master Kit Includes:			Remarks
						Leaf Kit No.	Bracket Kit No.	U-Bolt Kit No.	
F100/150	1982-96	2100	4	2 ½	510-321	500-321	503-290	502-276	OEM style fixed bracket kit
F150	2002-10	—	—	—	N/A	—	—	—	No heavy duty kit available. See Standard Duty section in this publication.
F150	1997-01	2400	1	2 ½	510-339	504-339	503-2110	502-350	Some early trucks may require drilling to install this kit. Professional installation recommended.
F150	1982-96	2500	1	2 ½	510-337	504-337	503-2105	502-276	

If the Heavy Duty Kit is not available for your application, refer to the "Standard Duty" or "Air Lift" sections of this catalog.

See Page 2 for "Remarks Key Chart".

N/A - Not Available

* For model years earlier than those listed refer to the "Standard Duty" section of this catalog.

Ford

Heavy Duty Helper Springs

Heavy Duty Helper Springs

Ford

1/2 Ton Rear 2-Wheel Drive Van

Model	*Year	Capty.	Kit Type	Spring Width	Master Kit No.	Master Kit Includes:			Remarks
						Leaf Kit No.	Bracket Kit No.	U-Bolt Kit No.	
E150 w/taper leaf springs	1992-93	1250	6	2 1/2	510-1031	—	—	—	Tapered extra leaf kit, use w/43-1031 taper leaf rear spring springs only.

1/2 Ton Rear 4-Wheel Drive Truck

Model	*Year	Capty.	Kit Type	Spring Width	Master Kit No.	Master Kit Includes:			Remarks
						Leaf Kit No.	Bracket Kit No.	U-Bolt Kit No.	
Explorer, 2 door only	1995-00	1000	6	2 1/2	510-1183	—	—	—	Tapered extra leaf kit, use with single leaf rear springs only.
Explorer Sport Trac	—	—	—	—	N/A	—	—	—	No heavy duty kit available. See the Standard Duty section in this publication.
F150	2002-10	—	—	—	N/A	—	—	—	No heavy duty kit available. See the Standard Duty section in this publication.
F150	1997-01	2400	1	2 1/2	510-339A	504-339	503-2110	502-278	Some early trucks may require drilling to install this kit. Professional installation recommended.
F150	1987-96	2600	4	3	510-325	500-325	503-290	502-296	OEM style fixed bracket kit
F150	1985-96	2400	1	3	510-335	504-335	503-2105	502-278	

3/4 Ton Front 4-Wheel Drive Truck

Model	*Year	Capty.	Kit Type	Spring Width	Master Kit No.	Master Kit Includes:			Remarks
						Leaf Kit No.	Bracket Kit No.	U-Bolt Kit No.	
F250	1980-96	2600	6	3	510-476	—	—	—	EXTRA HEAVY DUTY tapered extra leaf kit. Lightly loaded trucks may experience alignment difficulties.
F250	1980-96	1300	6	3	510-476L	—	—	—	HEAVY DUTY tapered extra leaf kit.
F250HD, Greater than 8500 lbs. GVW (leaf spring front)	1997	1300	6	3	510-476L	—	—	—	HEAVY DUTY tapered extra leaf kit.
F250HD, Greater than 8500 lbs. GVW (leaf spring front)	1997	2600	6	3	510-476	—	—	—	EXTRA HEAVY DUTY tapered extra leaf kit. Lightly loaded trucks may experience alignment difficulties.
F250 Superduty w/coil spring front suspension	2005-08	—	—	—	—	—	—	—	See Super Duty Coils section.
F250 Superduty	2001-04	1500	6	3	510-770A	—	—	—	Tapered extra leaf kit w/semi-round U-bolts
F250 Superduty	1999-01	1500	6	3	510-770	—	—	—	Tapered extra leaf kit w/square U-bolts

If the Heavy Duty Kit is not available for your application, refer to the "Standard Duty" or "Air Lift" sections of this catalog.

See Page 2 for "Remarks Key Chart".

N/A - Not Available

* For model years earlier than those listed refer to the "Standard Duty" section of this catalog.

Heavy Duty Helper Springs

Ford

Heavy Duty Helper Springs

Ford

¾ Ton Rear

2-Wheel Drive Truck

Model	*Year	Capty.	Kit Type	Spring Width	Master Kit No.	Master Kit Includes:			Remarks
						Leaf Kit No.	Bracket Kit No.	U-Bolt Kit No.	
F250 under 8500 lbs. GVW	1997-98	2400	1	2 ½	510-339	504-339	503-2110	502-350	
F250 under 8500 lbs. GVW	1985-96	2400	1	3	510-335A	504-335	503-2105	502-350	
F250 under 8500 lbs. GVW	1983-96	2600	4	3	510-325A	500-325	503-290	502-350	OEM style fixed bracket kit
F250HD, 8500 lbs. GVW and over	1985-97	2400	1	3	510-335D	504-335	503-2105	502-318	
F250HD, 8500 lbs. GVW and over	1983-97	2600	4	3	510-325C	500-325	503-290	502-318	OEM style fixed bracket kit
F250 Superduty	1999-07	2400	4	3	510-343	504-335	503-290A	502-373	OEM style fixed bracket kit

¾ Ton Rear

4-Wheel Drive Truck

Model	*Year	Capty.	Kit Type	Spring Width	Master Kit No.	Master Kit Includes:			Remarks
						Leaf Kit No.	Bracket Kit No.	U-Bolt Kit No.	
F250 under 8500 lbs. GVW	1997-98	2400	1	2 ½	510-339A	504-339	503-2110	502-376	
F250 under 8500 lbs. GVW	1985-96	2400	1	3	510-335	504-335	503-2105	502-278	
F250 under 8500 lbs. GVW	1983-96	2600	4	3	510-325D	500-325	503-290	502-278	OEM style fixed bracket kit
F250HD, 8500 lbs. GVW and over	1985-97	2400	1	3	510-335C	504-335	503-2105	502-338	
F250HD, 8500 lbs. GVW and over	1983-97	2600	4	3	510-325E	500-325	503-290	502-338	OEM style fixed bracket kit
F250 Superduty	1999-07	2400	4	3	510-343	504-335	503-290A	502-373	OEM style fixed bracket kit

1 Ton Front

2-Wheel Drive Truck

Model	*Year	Capty.	Kit Type	Spring Width	Master Kit No.	Master Kit Includes:			Remarks
						Leaf Kit No.	Bracket Kit No.	U-Bolt Kit No.	
F450, F550 Superduty	2000-04	1500	6	3	510-770A	—	—	—	Tapered extra leaf kit w/semi-round U-bolts
F450, F550 Superduty	1999-01	1500	6	3	510-770	—	—	—	Tapered extra leaf kit w/square U-bolts

1 Ton Front

2-Wheel Drive Truck, Van & Motorhome

Model	*Year	Capty.	Kit Type	Spring Width	Master Kit No.	Master Kit Includes:			Remarks
						Leaf Kit No.	Bracket Kit No.	U-Bolt Kit No.	
All w/coil springs	—	—	—	—	—	—	—	—	See section on Super Duty Coils in this publication.
F Super Duty	1988-97	2250	6	3	510-526	—	—	—	Tapered extra leaf kit
F53 motorhome and F59 commercial chassis	1989-00	—	—	—	—	—	—	—	See section on Taper Extra Leaves in this publication.

If the Heavy Duty Kit is not available for your application, refer to the "Standard Duty" or "Air Lift" sections of this catalog.

See Page 2 for "Remarks Key Chart".

N/A - Not Available

* For model years earlier than those listed refer to the "Standard Duty" section of this catalog.

Ford

Heavy Duty Helper Springs

Heavy Duty Helper Springs

Ford

1 Ton Front

4-Wheel Drive Truck

Model	*Year	Capty.	Kit Type	Spring Width	Master Kit No.	Master Kit Includes:			Remarks
						Leaf Kit No.	Bracket Kit No.	U-Bolt Kit No.	
F350	1980-97	2600	6	3	510-476	—	—	—	EXTRA HEAVY DUTY tapered extra leaf kit. Lightly loaded trucks may experience alignment difficulties.
F350	1980-97	1300	6	3	510-476L	—	—	—	HEAVY DUTY tapered extra leaf kit.
F350 w/solid front axle	1980-97	1300	6	3	510-536	—	—	—	Tapered extra leaf kit.
F350, 450, 550 Superduty	2000-04	1500	6	3	510-770A	—	—	—	Tapered extra leaf kit w/semi-round U-bolts
F350, 450, 550 Superduty	1999-01	1500	6	3	510-770	—	—	—	Tapered extra leaf kit w/square U-bolts

1 Ton Rear

2-Wheel Drive Truck

Model	*Year	Capty.	Kit Type	Spring Width	Master Kit No.	Master Kit Includes:			Remarks
						Leaf Kit No.	Bracket Kit No.	U-Bolt Kit No.	
F350 DRW chassis cab	1980-97	2000	4	2 ¼	510-323	500-323	503-2114	502-300	OEM style fixed bracket kit, 2 ¼" wide springs
F350 SRW pickup and chassis cab	1985-97	2400	1	3	510-335D	504-335	503-2105	502-318	
F350 SRW pickup and chassis cab	1980-97	2600	4	3	510-325C	500-325	503-290	502-318	OEM style fixed bracket kit, 3" wide springs
F350 DRW pickup	1985-97	2400	1	3	510-335C	504-335	503-2105	502-338	
F350 Superduty	1999-05	2400	4	3	510-343	504-335	503-290A	502-373	OEM style fixed bracket kit
F450 Superduty	1999-10	2600	3	3	510-341	504-341	—	502-374	Replacement for single leaf OE helper.
F550 Superduty	1999-10	2600	3	3	510-341A	504-341	—	502-375	Replacement for single leaf OE helper

1 Ton Rear

4-Wheel Drive Truck

Model	*Year	Capty.	Kit Type	Spring Width	Master Kit No.	Master Kit Includes:			Remarks
						Leaf Kit No.	Bracket Kit No.	U-Bolt Kit No.	
F350 DRW chassis cab	1981-97	2000	4	2 ¼	510-323A	500-323	503-2114	502-352	OEM style fixed bracket kit, 2 ¼" wide springs
F350 SRW	1985-97	2400	1	3	510-335B	504-335	503-2105	502-282	
F350 SRW	1981-97	2600	4	3	510-325B	500-325	503-290	502-282	OEM style fixed bracket kit
F350 Superduty	1999-05	2400	4	3	510-343	504-335	503-290A	502-373	OEM style fixed bracket kit
F450 Superduty	1999-10	2600	3	3	510-341	504-341	—	502-374	Replacement for single leaf OE helper
F550 Superduty	1999-10	2600	3	3	510-341A	504-341	—	502-375	Replacement for single leaf OE helper

1 Ton Rear

2-Wheel Drive Van & Motorhome

Model	*Year	Capty.	Kit Type	Spring Width	Master Kit No.	Master Kit Includes:			Remarks
						Leaf Kit No.	Bracket Kit No.	U-Bolt Kit No.	
E350 cutaway and motorhome chassis	1992-93	2300	6	3	510-1045	—	—	—	Tapered extra leaf kit, use w/43-1045, 3 leaf rear taper springs.
E350 cutaway and motorhome chassis	1978-91	1650	6	3	510-659	—	—	—	Tapered extra leaf kit, use w/43-659 taper leaf rear springs only.
E350 cutaway chassis	1992-93	1650	6	3	510-1043	—	—	—	Tapered extra leaf kit, use w/43-1043, 4 leaf rear taper springs.
E-Super Duty	1996-00	1750	6	3	510-1167	—	—	—	Tapered extra leaf kit.
F53 Motorhome Chassis	1996-00	—	—	—	—	—	—	—	See section on Taper Extra Leaves in this publication.

If the Heavy Duty Kit is not available for your application, refer to the "Standard Duty" or "Air Lift" sections of this catalog.

See Page 2 for "Remarks Key Chart".

N/A - Not Available

* For model years earlier than those listed refer to the "Standard Duty" section of this catalog.

Spring List / Heavy Duty Helper U-Bolt Kits

Ford

Spring List / U-Bolt Kits

Spring List


Part No.	Division Lengths	No. of Leaves	L.E. Arch	Center Arch	S.E. Arch	Spring Width	Spring Capty. (ea.)	Remarks
501-105	21 X 19	4	3 1/2	3 13/16	4 1/8	2 1/2	1,300	Included in kit No. 504-105
501-107	21 X 18	4	—	1 1/2	—	2 1/2	1,400	Included in kit No. 504-107
501-119	20 3/4 X 22 1/2	5	—	3 7/8	—	2 1/2	1,450	Included in kit No. 500-119
501-127	21 X 20	4	5 1/8	4 1/8	3 1/8	2 1/2	1,200	Included in kit No. 504-127
501-129	21 1/2 X 20 1/2	4	6 1/8	5 1/8	4 1/8	2 1/2	1,200	Included in kit No. 504-129
501-133	20 1/4 X 19 1/4	4	3	2	1	2 1/2	1,300	Included in kit No. 504-133
501-135	25 X 25	4	—	3 3/4	—	2 1/2	1,300	Included in kit No. 500-135
501-139	22 1/2 X 20 3/4	6	—	2 5/8	—	2 1/2	2,100	Included in kit No. 504-139
501-141	22 1/2 X 20 3/4	6	—	3 5/8	—	2 1/2	2,100	Included in kit No. 504-141
501-143	19 5/8 X 19 5/8	4	—	3 1/8	—	2 1/2	1,600	Included in kit No. 504-143
501-205	20 1/4 X 19 1/4	4	—	3 1/4	—	2 1/2	1,300	Included in kit No. 504-205
501-211	20 1/4 X 19 1/2	4	3	2	1	2 1/2	1,300	Included in kit No. 504-211
501-215	19 3/4 X 21 7/8	4	—	5 1/8	—	2 1/2	1,300	Included in kit No. 504-215
501-217	19 3/4 X 21 7/8	4	—	5 1/8	—	3	1,300	Included in kit No. 504-217
501-219	19 3/4 X 21 7/8	4	—	3 1/8	—	3	1,450	Included in kit No. 504-219
501-221	19 3/4 X 21 7/8	6	—	2 5/8	—	3	2,700	Included in kit No. 504-221
501-321	19 1/2 X 19 1/2	4	—	3 1/2	—	2 1/2	1,050	Included in kit No. 500-321
501-323	22 X 22	4	—	4 3/8	—	2 1/4	1,000	Included in kit No. 500-323
501-325	19 X 19	4	—	3 11/16	—	3	1,300	Included in kit No. 500-325
501-335	20 X 20	4	5 3/4	4 7/8	4	3	1,200	Included in kit No. 504-335
501-337	20 X 20	4	6	5 1/16	4 1/8	2 1/2	1,250	Included in kit No. 504-337
501-339	21 X 20	4	5 5/8	5 1/4	4 7/8	2 1/2	1,200	Included in kit No. 504-339
501-341	22 1/4 X 21	4	—	4 1/4	—	3	2,000	Included in kit No. 504-341

Notes: (1) Part Numbers 504-XXX include two springs; and when required, spacer blocks and other miscellaneous hardware.
(2) Part Numbers 501-XXX are included in 'Master Kits' with the same three digit part number suffix.

Heavy Duty Helper U-Bolt Kits (Unless noted otherwise; each kit contains 4 U-Bolts and all necessary hardware.)

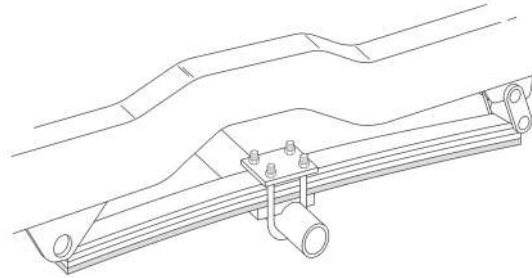
Kit No.	U-Bolt Part No.	Rod Dia. X Width X Len.	Remarks
502-215	5U-249S	9/16 X 2 9/16 X 11 1/2 S	
502-250	8U-3810R	5/8 X 3 5/8 X 10 1/2 R	
502-252	5U-258R	9/16 X 3 1/16 X 7 3/4 R	
502-254	8U-3508R	5/8 X 3 1/16 X 8 3/4 R	
502-256	8U-3411S	5/8 X 2 9/16 X 11 1/2 S	
502-258	8U-3412S	5/8 X 2 9/16 X 12 1/2 S	
502-260	5U-1450CR1	1/2 X 2 9/16 X 8 7/8 CR1	
502-262	5U-136CR1	1/2 X 2 9/16 X 12 7/8 CR1	
502-266	5U-250CR1	9/16 X 2 9/16 X 13 3/4 CR1	
502-268	5U-242CR1	9/16 X 2 9/16 X 8 3/4 CR1	
502-276	5U-259R	9/16 X 3 1/4 X 9 3/4 R	
502-278	5U-9042R	9/16 X 3 1/4 X 10 3/4 R	
502-282	8U-3813R	5/8 X 3 5/8 X 13 1/2 R	
502-286	8U-3507R	5/8 X 3 1/16 X 7 3/4 R	3 Per Kit
—	8U-3809R	5/8 X 3 5/8 X 9 1/2 R	1 Per Kit
502-288	8U-9326R	5/8 X 3 1/4 X 8 5/8 R	2 Per Kit
—	8U-3909R	5/8 X 4 1/16 X 9 3/8 R	1 Per Kit
—	334-800	5/8 X 3" Bolt	2 Per Kit
502-296	5U-2512R	9/16 X 3 1/4 X 12 3/4 R	
502-298	8U-3413S	5/8 X 2 9/16 X 13 1/2 S	
502-300	8U-3311S	5/8 X 2 5/16 X 11 5/8 S	
502-318	5U-269R	9/16 X 3 5/8 X 9 5/8 R	
502-320	8U-3414S	5/8 X 2 9/16 X 14 1/2 S	
502-324	5U-248S	9/16 X 3 1/16 X 9 S	
502-328	5U-231R	9/16 X 2 5/8 X 5 7/8 R	
502-330	5U-3505S	5/8 X 3 1/16 X 5 3/8 S	
502-332	5U-254R	9/16 X 3 1/16 X 8 3/4 R	
502-334	8U-6109R	5/8 X 3 1/2 X 9 5/8 R	
502-338	8U-3812R	5/8 X 3 5/8 X 12 1/2 R	
502-340	8U-3709R	5/8 X 3 3/8 X 9 5/8 R	
502-342	5U-243CR1	9/16 X 2 9/16 X 10 3/4 CR1	
502-344	5U-249CR1	9/16 X 2 9/16 X 11 3/4 CR1	
502-350	5U-287R	9/16 X 3 1/4 X 8 3/4 R	
502-352	8U-3315S	5/8 X 2 5/16 X 15 3/4 S	
502-354	5U-268R	9/16 X 3 3/8 X 8 5/8 R	
502-358	8U-4412CR1	3/4 X 2 9/16 X 12 5/8 CR1	
502-362	5U-236DR	9/16 X 3 1/8 X 11 1/2 DR	
502-364	5U-3517DR	5/8 X 3 1/8 X 17 1/2 DR	
502-368	5U-250CR1	9/16 X 2 9/16 X 13 3/4 CR1	
502-370	5U-9200DR	9/16 X 3 1/8 X 13 1/2 DR	
502-373	8U-3815R	5/8 X 3 5/8 X 15 1/2 R	
502-374	8U-4615S	3/4 X 3 1/6 X 15 3/8 S	
502-375	8U-4618FR	3/4 X 3 1/16 X 18 1/2 FR	

* Although every precaution has been taken by Dayton Parts to insure proper U-Bolt size, there will always be an exception to the rule. Therefore, if you require a U-bolt size not listed, contact us and we will manufacture them to your requirements.



Tapered Extra Leaf

Extra leaves for light duty trucks, vans, utility vehicles, motorhomes and mini buses equipped with **full taper leaf springs** front or rear are listed below and in the Heavy Duty Helper section of this catalog. All extra leaf kits are packaged complete with all necessary hardware and U-bolts for installation.



Warning: DO NOT attempt to "build up" a taper spring unless using an extra taper leaf specifically designed for that purpose. "T-Plates" or repair plates should not be used to increase the capacity of a taper spring under any circumstances.

Chevrolet / GMC

Model	Year	Kit Capacity	Kit No.	Remarks
Blazer, Jimmy, Suburban All, K10/1500, K20/2500; Front	1973-91	1,000	510-402	—
Blazer, Jimmy, Suburban All, K10/1500, K20/2500; Front	1967-72	800	510-384	Use w/taper leaf front springs w/standard eyes.
C3500HD; Front	1991-98	1,600	510-492	—
G30/3500 Savana & Express; Rear	1996-10	2,500	510-1175	Use w/3 leaf taper leaf rear springs only.
K30/3500, V30/3500; Front ("V" body only)	1977-91	1,000	510-402A	—
P30/3500 Motorhome Chassis with 4-wheel disc brakes	1993-98	1,980	510-937	Use w/22-937 taper leaf rear springs only.

Dodge, Chrysler, Plymouth

Model	Year	Kit Capacity	Kit No.	Remarks
Caravan, Voyager, w/single leaf spring	1996-07	700	510-469	Short wheel base
G.Caravan, G.Voyager, Town & Country w/single leaf spring	1996-07	700	510-445	Long wheel base
G.Caravan, G.Voyager, Town & Country w/single leaf spring	1994-95	700	510-411	—

Ford

Model	Year	Kit Capacity	Kit No.	Remarks
E Super Duty Cutaway Chassis	1996-99	1,750	510-1167	—
E150 w/taper leaf springs; Rear	1992-93	1,250	510-1031	Use w/43-1031 taper leaf rear springs only.
E350 Cutaway Chassis; Rear	1992-93	1,650	510-1043	Use w/43-1043, 4 leaf taper rear springs only.
E350 Cutaway Chassis and Motorhome; Rear	1992-93	2,300	510-1045	Use w/43-1045, 3 leaf taper rear springs only.
E350 Cutaway Chassis and Motorhome; Rear	1978-91	1,650	510-659	Use w/43-659 taper leaf rear springs only.
Explorer; 2 door only	1995-00	1,000	510-1183	Use with all single leaf springs.
F Super Duty; Front	1988-97	2,250	510-526	—
F250, F350 4X4; Front, w/independent front suspension.	1980-97	1,300	510-476L	HEAVY DUTY; 1997 F250 8500 GVW & up only.
F250, F350 4X4; Front, w/independent front suspension.	1980-97	2,600	510-476	EXTRA HEAVY DUTY; 1997 F250 8500 GVW & up only. Lightly loaded trucks may experience alignment difficulties.
F250, F350 Superduty 4WD, F450, F550 Superduty all; Front	2000-04	1,500	510-770A	Use with all taper leaf front suspensions w/semi-round U-bolts
F250, F350 Superduty 4WD, F450, F550 Superduty all; Front	1999	1,500	510-770	Use with all taper leaf front suspensions.
F350 4X4 Front; w/solid front axle	1980-97	1,300	510-536	—
Transit Connect	2010-13	700	510-1833	Use w/43-1833, 2 leaf taper rear springs only.
F53 Motorhome Chassis; Rear	1996-98	1,500	43-1169-XL	Capacity per leaf, kit not available, install in pairs
F53 Motorhome and F59 Commercial Chassis; Front	1989-96	850	43-530-XL	Capacity per leaf, kit not available, install in pairs

Mercury/Nissan

Model	Year	Kit Capacity	Kit No.	Remarks
Villager, Quest	1994-99	800	510-331	Will raise vehicle 1 to 1 1/2 inches.

Standard Duty Helper Springs

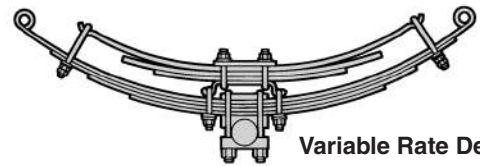


Standard Duty Helper Springs

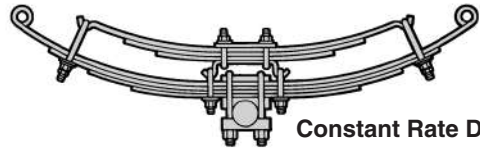
Standard Duty Helper Kits are designed to add up to 2200 lbs.* of additional capacity to Import and Domestic pickups, vans and motorhomes. All standard duty helper kits are designed for the do-it-yourself market. These helper kits can be installed with common hand tools in less than one hour. No welding or drilling is required.

Variable Rate Design

This design has virtually no effect on the original suspension's performance until additional loads are applied. When weight is added, secondary leaves engage to enhance suspension performance and support loads up to 2200 lbs.*




Variable Rate Design



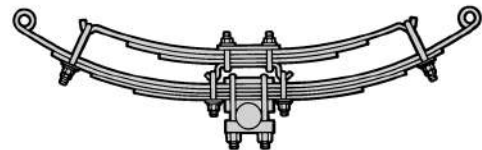
Constant Rate Design

Constant Rate Design

Continuously enhanced suspension performance and support for loads up to 2200 lbs.* This style helper kit is designed for vehicles that are subjected to more constant loads such as pickups with service bodies and motorhomes.



Typical 1500 Series



Typical 2500/9500 Series

- Easily installed with hand tools.
- Do-it-yourself installation.
- Improves cornering stability.
- Applications for most Import and Domestic trucks, vans, motorhomes and utility vehicles.
- Manufactured by Dayton Parts in the USA using the highest quality American made materials and components.

* Never exceed the manufacturer's suggested GVW.

Chevrolet / GMC

2-Wheel Drive Truck

Model	Year	Spring Wid.	Variable Rate Kit	Constant Rate Kit	Remarks
Blazer (full size), Jimmy, Tahoe, Yukon and Suburban; All Suburban and Yukon XL 2500	1973-00 2000-07	2 ½ 2 ½	505-2510 505-2510	N/A N/A	Some models changed to rear coil springs in 2000. With multi-leaf springs only.
C10/1500, C20/2500, R10/1500, R20/2500	1973-87	2 ½	505-2510	505-9510	—
C10/1500, C20/2500 w/coil springs	1963-72	—	N/A	N/A	—
C10/1500, C20/2500 w/leaf springs	1963-72	2 ½	505-2505	505-9505	—
C1500	1988-99	2 ½	505-2510	505-9510	—
C2500	1988-00	2 ½	505-2515	505-9515	—
C3500	1988-00	2 ½	505-2515	505-9515	H6, Trucks with OEM single leaf helper see Heavy Duty section of this online catalog.
C30/3500, R30/3500 ("V" body only); All	1973-91	2 ½	505-2505	505-9505	Trucks with OEM single leaf helper see Heavy Duty section of this online catalog.
S10/15 Blazer, Jimmy	1986-93	2 ½	500-1515	N/A	—
S10/15 Pickup, Colorado, Canyon	1982-10	2 ½	500-1535	N/A	—
Silverado 1500, 2500	1999-13	2 ½	505-2515	505-9515	H6, Trucks with OEM helper see Heavy Duty section of this online catalog.
Silverado 1500	2014-15	2 ½	N/A	N/A	—
Silverado 1500HD, 2500HD and 3500	2002-13	2 ½	505-2567	N/A	For applications with spring clip or second stage interference.
Silverado 2500HD and 3500	2011-15	3	505-25673	N/A	Without OE Helper.

If the Standard Duty Kit is not available for your application, refer to the "Heavy Duty" or "Air Lift" sections of this catalog.

See Page 2 for "Remarks Key Chart".

N/R - Not Recommended

N/A - Not Available

Chevrolet / GMC 4-Wheel Drive Truck

Model	Year	Spring Wid.	Variable Rate Kit	Constant Rate Kit	Remarks
Blazer (full size), Jimmy, Tahoe, Yukon and Suburban; All Suburban and Yukon XL 2500	1969-00 2000-07	2 ½	505-2510	505-9510 N/A	Some models changed to rear coil springs in 2000. With multi-leaf springs only.
K10/1500, K20/2500, V10/1500, V20/2500	1967-87	2 ½	505-2510	505-9510	—
K1500	1988-99	2 ½	505-2510	505-9510	—
K2500	1988-00	2 ½	505-2515	505-9515	H6
K30/3500, V30/3500 ("V" body only)	1977-91	2 ½	505-2510	505-9510	—
K3500	1988-00	2 ½	505-2515	505-9515	Trucks with OEM single leaf helper see Heavy Duty section of this online catalog.
S10/15 Blazer, Jimmy	1982-93	2 ½	500-1515	N/A	—
S10/15 Pickup, Colorado, Canyon	1982-10	2 ½	500-1535	N/A	—
Silverado 1500, 2500	1999-10	2 ½	505-2515	505-9515	H6, Trucks with OEM helper see Heavy Duty section of this online catalog.
Silverado 1500HD, 2500HD and 3500	2002-13	2 ½	505-2567	N/A	For springs with spring clip or second stage interference.
Silverado 1500	2014-15	2 ½	N/A	N/A	—
Silverado 2500HD and 3500	2011-15	3	505-25673	N/A	Without OE Helper.

2-Wheel Drive Van & Motorhome

Model	Year	Spring Wid.	Variable Rate Kit	Constant Rate Kit	Remarks
Astro, Safari	To 95	—	N/A	N/A	Refer to the index of this online catalog for these applications. Look under 'Steel Replacement Spring'
G10/1500, G20/2500, G30/3500 Classic van and motorhome	1972-06	2 ½	505-2510	505-9510	Vans and motorhomes with multi-leaf rear springs only. (Possible body or frame interference on some models.)
P10/1500, P20/2500	1969-89	2 ½	505-2510	505-9510	—
P30/3500 Motorhome and Commercial Chassis	1969-98	2 ½	N/R	505-9510	With multi-leaf springs
1500, 2500, 3500 Express Van	2007-15	—	N/A	N/A	No kit due to frame or shock interference.

Dodge

2-Wheel Drive Truck

Model	Year	Spring Wid.	Variable Rate Kit	Constant Rate Kit	Remarks
D100/150, D200/250, D300/350	1965-93	2 ½	505-2505	505-9505	—
D50 Pickup	1982-96	60 mm	500-1525	N/A	—
Dakota	1986-09	2 ½	500-1535	N/A	Some models will only accept rear portion of kit due to brake line interference.
Durango	1997-03	2 ½	500-815	N/A	2004 model year changed to coil springs.
Ram 1500, 2500 Pickup under 8800 lbs. GVW	2003-09	2 ½	505-2567	N/A	2009 model year changed to coil springs.
Ram 1500, 2500 Pickup under 8800 lbs. GVW	1994-02	2 ½	505-2520	N/A	H6
Ram 2500, 3500 Pickup 8800 lbs. GVW and over	1994-02	3	505-25203	505-95203	Trucks with OEM single leaf helper see Heavy Duty section of this online catalog.
Ram 2500HD, 3500HD	2003-13	3	505-25673	N/A	Without OE Helper. 2500HD changed to coil springs in 2014.
Ram 3500HD	2014-15	3	505-25673	N/A	Without OE Helper.

4-Wheel Drive Truck

Model	Year	Spring Wid.	Variable Rate Kit	Constant Rate Kit	Remarks
D50 Pickup	1982-96	60 mm	500-1525	N/A	—
Dakota	1986-08	2 ½	500-1535	N/A	Some models will only accept rear portion of kit due to brake line interference.
Durango	1997-03	2 ½	500-815	N/A	2004 model year changed to coil springs.

If the Standard Duty Kit is not available for your application, refer to the "Heavy Duty" or "Air Lift" sections of this catalog.

See Page 2 for "Remarks Key Chart".

N/R - Not Recommended

N/A - Not Available

Standard Duty Helper Springs



Dodge

4-Wheel Drive Truck Continued

Model	Year	Spring Wid.	Variable Rate Kit	Constant Rate Kit	Remarks
Ram 1500, 2500 Pickup under 8800 lbs. GVW	2003-09	2 ½	505-2567	N/A	2009 model year changed to coil springs.
Ram 1500, 2500 Pickup under 8800 lbs. GVW	1994-02	2 ½	505-2520	N/A	Use w/2 1/2" wide rear springs.
Ram 2500, 3500 Pickup 8800 lbs. GVW and over	1994-02	3	505-25203	505-95203	Use w/3" Wide Rear Springs, trucks with OEM single leaf helper see Heavy Duty section of this online catalog.
Ram 2500HD, 3500HD	2003-13	3	505-25673	N/A	Without OE Helper. 2500HD changed to coils springs in 2014
Ram 3500HD	2014-15	3	505-25673	N/A	Without OE Helper.
Ramcharger/Trailduster	1975-93	2 ½	505-2510	505-9510	—
W100/150, W200/250, W300/350	1965-93	2 ½	505-2510	505-9510	—

2-Wheel Drive Van & Motorhome

Model	Year	Spring Wid.	Variable Rate Kit	Constant Rate Kit	Remarks
B100/150, B200/250, B300/350	1970-03	2 ½	505-2510	505-9510	—
Caravan, Voyager w/ABS and multi-leaf springs	1984-95	2 ½	N/A	500-550	—
M and R Series Motorhomes	1970-85	2 ½	505-2510	505-9510	Use w/2 1/2" wide rear springs.
M and R Series Motorhomes	1970-85	3	505-25103	505-95103	Use w/3" wide rear springs.

Ford

2-Wheel Drive Truck

Model	Year	Spring Wid.	Variable Rate Kit	Constant Rate Kit	Remarks
Explorer	1990-05	2 ½	500-815	N/A	With multi-leaf rear springs only
F-150 (New Body)	2004-14	3	N/A	N/A	No kit due to frame or shock interference.
F150 Heritage, F250 under 8500 lbs. GVW	1997-04	2 ½	505-2520	N/A	—
F100/150	1973-96	2 ½	505-2510	505-9510	—
F100/150, F250, F350	1965-72	2 ½	505-2505	505-9505	—
F250, F350 and F450 Superduty, w/o OE helper spring	2008-14	3	505-25673	N/A	F450 pickup only 2010. Without OE Helper.
F250, 350 Superduty, 8800 lbs. GVW and over, w/o OE helper spring	1999-07	3	505-25203	505-95203	—
F250, F350 8500 lbs. GVW and over	1997	3	505-25203	505-95203	—
F250, F350	1987-96	3	505-25203	505-95203	—
F250, F350	1980-86	3	505-25053	505-95053	—
F250, F350	1973-79	2 ½	505-2510	505-9510	Use w/2 1/4" wide rear springs.
F250, F350	1973-79	3	505-25103	505-95103	Use w/3" wide rear springs.
Ranger and Bronco II w/Steel Leaf Springs	1983-10	2 ½	500-1555	N/A	—

4-Wheel Drive Truck

Model	Year	Spring Wid.	Variable Rate Kit	Constant Rate Kit	Remarks
Bronco	1973-96	3	505-25103	N/R	—
Explorer, Explorer Sport Trax	1990-05	2 ½	500-815	N/A	With multi-leaf rear springs.
F-150 (New Body)	2004-14	3	N/A	N/A	No kit due to frame or shock interference.
F150 Heritage, F250 under 8500 lbs. GVW	1997-04	2 ½	505-2520	N/A	—
F100/150	1973-96	3	505-25103	N/R	—
F100/150	1963-72	2 ½	505-2510	505-9510	Use w/2 1/4" wide rear springs.
F250	1963-77	2 ½	505-2505	505-9505	Use w/2 1/4" wide rear springs
F250, F350 and F450 Superduty, w/o OE helper spring	2008-15	3	505-25673	N/A	F450 pickup only 2010. Without OE Helper.

If the Standard Duty Kit is not available for your application, refer to the "Heavy Duty" or "Air Lift" sections of this catalog.

See Page 2 for "Remarks Key Chart".

N/R - Not Recommended

N/A - Not Available

Ford

4-Wheel Drive Truck Continued

Model	Year	Spring Wid.	Variable Rate Kit	Constant Rate Kit	Remarks
F250, F350 Superduty, 8800 lbs. GVW and over, w/o OE helper spring	1999-07	3	505-25203	505-95203	—
F250, F350	1977-96	3	505-25203	505-95203	Use w/3" wide rear springs.
F250, F350 8500 lbs. GVW and over	1997	3	505-25203	505-95203	—
Ranger and Bronco II w/steel leaf springs	1983-11	2 ½	500-1555	N/A	—

2-Wheel Drive Van & Motorhome

Model	Year	Spring Wid.	Variable Rate Kit	Constant Rate Kit	Remarks
E100/150 w/taper leaf springs	1992-93	—	N/A	N/A	H3, Taper extra leaf kit available. See heavy duty section in this online catalog.
E100/150 w/multi-leaf springs	1975-14	2 ½	505-2510	N/R	—
E350 Motorhome and Commercial Chassis w/multi-leaf springs	1976-00	3	N/R	505-95103	—
E150, E250, E350 Vans	1975-14	3	505-25103	505-95103	With drum rear brakes only.
E350 Motorhome and Commercial Chassis w/taper leaf springs	1992-93	—	N/A	N/A	H3, Taper extra leaf kit available. See heavy duty section in this online catalog.

Isuzu

2- & 4-Wheel Drive Truck

Model	Year	Spring Wid.	Variable Rate Kit	Constant Rate Kit	Remarks
Hombre	1996-00	60mm	500-1535	N/A	—
Pickup; All	1981-95	60 mm	500-1515	N/A	—
Trooper II	1987-91	60 mm	500-1515	N/A	—

Jeep

2- & 4-Wheel Drive Truck

Model	Year	Spring Wid.	Variable Rate Kit	Constant Rate Kit	Remarks
Cherokee Wagon w/leaf spring suspension	1984-00	2 ½	N/A	500-550	—
CJ5/7	1976-96	2 ½	500-1515	N/A	—
Comanche	1986-93	2 ½	500-1535	N/A	—
Wrangler	1990-96	2 ½	500-1515	N/A	—

Lincoln

2-Wheel Drive Truck

Model	Year	Spring Wid.	Variable Rate Kit	Constant Rate Kit	Remarks
2 and 4WD Pickup; All	—	—	N/A	N/A	—

Mazda

2- & 4-Wheel Drive Truck

Model	Year	Spring Wid.	Variable Rate Kit	Constant Rate Kit	Remarks
2 and 4WD Pickup; All	1994-00	2 ½	500-1555	N/A	—
2WD Pickup; All w/steel leaf springs	1986-93	60 mm	500-1555	N/A	—
4WD Pickup; All	1988-93	60 mm	500-1555	N/A	—
Navajo	1990-00	2 ½	500-815	N/A	With multi-leaf rear springs.

If the Standard Duty Kit is not available for your application, refer to the "Heavy Duty" or "Air Lift" sections of this catalog.

See Page 2 for "Remarks Key Chart".

N/R - Not Recommended

N/A - Not Available

Standard Duty Helper Springs



Standard Duty Helper Springs

Mitsubishi

2- & 4-Wheel Drive Truck

Model	Year	Spring Wid.	Variable Rate Kit	Constant Rate Kit	Remarks
Pickup; 2WD	1987-00	60 mm	500-1525	N/A	—

Nissan / Datsun

2-Wheel Drive Truck

Model	Year	Spring Wid.	Variable Rate Kit	Constant Rate Kit	Remarks
Pickup; All	1968-86 1/2	60 mm	500-1515	N/A	—
Pickup; All	1986 1/2-00	60 mm	500-1565	N/A	—

4-Wheel Drive Truck

Model	Year	Spring Wid.	Variable Rate Kit	Constant Rate Kit	Remarks
Pickup; All	1986 1/2-00	60 mm	500-1565	N/A	—
Pickup; All	1980-86 1/2	60 mm	500-1515	N/A	—

Oldsmobile

2- & 4-Wheel Drive Truck

Model	Year	Spring Wid.	Variable Rate Kit	Constant Rate Kit	Remarks
Bravada	1991-93	2 1/2	500-1515	N/A	—

Toyota

2-Wheel Drive Truck

Model	Year	Spring Wid.	Variable Rate Kit	Constant Rate Kit	Remarks
One Ton Chassis, DRW	1984-93	60 mm	500-815	N/A	—
Pickup, Tacoma, Tundra	1972-08	60 mm	500-1515	N/A	—
T100	1993-97	60 mm	500-1555	N/A	—

Toyota

4-Wheel Drive Truck

Model	Year	Spring Wid.	Variable Rate Kit	Constant Rate Kit	Remarks
Pickup; All	1979-99	60 mm	500-815	N/A	—
Tacoma, Tundra	2000-08	60 mm	500-1515	N/A	—
T100	1992-97	60 mm	500-1515	N/A	—

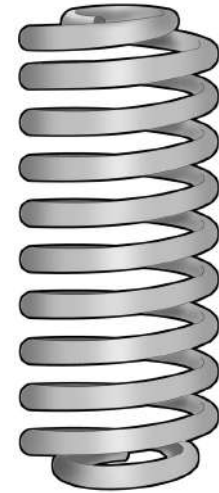
If the Standard Duty Kit is not available for your application, refer to the "Heavy Duty" or "Air Lift" sections of this catalog.

See Page 2 for "Remarks Key Chart".

N/R - Not Recommended

N/A - Not Available

Dayton Parts' Super Duty Coil Springs are custom designed to give you 1000 lbs.* of additional load handling capability per pair with a maximum of ½ inch increase in ride height at zero additional load. Dayton Parts' Super Duty Coil Springs are the only practical helper spring alternative when shock absorbers are mounted inside the coil spring and are an excellent choice for vehicles equipped with diesel engines or snow plows. Super Duty Coil Springs also require no maintenance making them an excellent load handling solution for fleet vehicles, pickups, vans and motorhomes. Super Duty Coil Springs improve the handling and ride quality of heavily loaded vehicles, thereby reducing driver fatigue and increasing safety and efficiency.



Super Duty Coil Spring

- Custom designed for 1000 lbs.* additional load handling capability per pair.
- Improves cornering stability.
- A must for coil spring equipped vehicles with diesel engines and/or snow plows.
- Applications for Chevy, Dodge, Ford and GM Pickups, Vans and Motorhomes.
- No maintenance required.
- Excellent load handling solution for fleet vehicles.
- Improves handling and ride quality.
- Reduces driver fatigue.
- Manufactured in the USA from American made materials and components.

* Never exceed the manufacturer's suggested GVW.

Chevrolet/GMC

Model	Year	Part No.	Rated Load Per Coil	Replaces Coil Part No.
C3500 (New Body Style Only) except diesel & 7.4L	1988-00	351-650SD	2670	351-650
C3500 (New Body Style Only) Extra Super Duty	1988-00	350-5716SD	3250	350-5716
C30/3500, R30/3500 (Old Body Style Only)	1973-91	350-6560	3289	350-6454
C30/3500, R30/3500 (Old Body Style Only)	1973-91	350-6560SD	3789	350-6560
G30/3500 Savana & Express	1996-00	350-1205SD	4080	—
G30/3500 Classic	1996	350-6560SD	3789	350-6560
G30/3500	1973-95	350-6560	3289	350-6454
G30/3500	1973-95	350-6560SD	3789	350-6560
P30/3500	1973-99	350-6560	3289	350-6454
P30/3500	1973-99	350-6560SD	3789	350-6560
P30/3500 Greater Than 28 ft. Motorhomes	1973-99	350-6560SDM	4289	—

Dodge

Model	Year	Part No.	Rated Load Per Coil	Replaces Coil Part No.
B300/350 All	1979-00	350-7226SD	2225	350-7226, 7270, 7272
B300/350 Except 8200 and 9000 lbs. GVW	1978	350-7172SD	2025	350-7170, 7172
B300/350 8200 and 9000 lbs. GVW	1978	350-7226SD	2225	350-7226, 7270, 7272
B300/350 All	1971-77	350-7172SD	2025	350-7170, 7172
CB300/400, MB300/400 Commercial and Motorhome Chas	1979-81	350-7226SD	2225	350-7226, 7270, 7272
D300/350 Except 3800 and 4000 lbs GAWR Front, (H8)	1971-93	350-7172SD	2025	350-7172
D300/350 w/3800 and 4000 lbs GAWR Front, (H8)	1971-93	350-7226SD	2225	350-7226
D350 w/Diesel Engine	1989-93	350-5716SD	3250	350-5716
Ram Pickup 1500 4WD	1994-01	350-1202SD	1770	—
Ram Pickup 2500HD, 3500 4WD & 2WD w/solid front axle	1994-11	350-1203SD	2354	—
Ram Pickup 2500HD, 3500 2WD w/IFS	1994-11	350-1204SD	3380	—

Ford

Model	Year	Part No.	Rated Load Per Coil	Replaces Coil Part No.
E350	1992-10	350-1200SD	3006	—
E350	1975-91	351-860SD	3427	351-860
F150 and Bronco Except Dual Shock	1980-96	351-824SD	2309	351-820, 822, 824
F250 4x4 Spring Code E/T 2600 lbs	2005-11	350-1206SD	3100	—
F250 and F350 4x4 Spring Code C 3000 lbs	2005-11	350-1208SD	3500	—
F350 4x4 Spring Code D 2800 lbs	2005-11	350-1207SD	3300	—
F350	1980-99	351-844SD	2312	351-844

Note - Super Duty Coil Springs as listed are recommended for use in vehicles used in continuous heavy hauling conditions. Lightly loaded vehicles equipped with Super Duty Coils may experience alignment and handling difficulties. (H8) - See page 2 for 'Key to Remarks' Chart.

Timbren® SES Suspension Enhancement Systems



SUSPENSION ENHANCEMENT SYSTEM



Dayton Parts is pleased to announce the addition of **Timbren® Suspension Enhancement Systems** to our comprehensive line of Ride Control and Suspension products. Timbren SES utilize **Aeon® Hollow Rubber Springs** as a supplement to conventional leaf springs, coil springs, air springs or torsion bars. The Aeon spring is gradually brought into operation when the load is applied and increases in proportion to the weight. The initial take up is very smooth as the spring rate increases progressively. This results in greatly improved ride quality and load handling, greater roll stability and longer spring life.

Aeon® Hollow Rubber Springs used in sole suspension applications provide high performance per unit weight. Manufacturers of highway and off-road equipment looking for the lightest and most durable suspension with smooth ride and long life are specifying Aeon Hollow Rubber Springs. Rubber spring suspensions can withstand severe loads at maximum capacity without bottoming out. This greatly reduces shock transmitted to the frame.

For more than 30 years, Aeon® Hollow Rubber Springs have been known throughout the world as a sole suspension and an effective and reliable method to improve suspension performance.

Dodge - Chrysler - Jeep Light Duty Pickup Trucks

Model	Year	2WD Front	2WD Rear	4WD Front	4WD Rear	Remarks
D, W 150, RAMCHARGER	1975-93	DF350	DR150	DF3504BA	DR150	
D, W 250	1975-93	DF350	DR250	DF3504BA	DR250	
D, W 350	1975-93	DF350	DR3502	DF3504BA	DR3502	
DAKOTA	2005-11	DDF05A	DDR05	DDF05A	DDR05	
	2000-04	—	DDR00	DDF974A	DDR00	Quad Cab
	1997-04	—	DDR00	DDF974A	DDR00	Excluding Quad Cab
	1987-96	—	DDR1002	DDF1004	DDR1004	Except short box
	1987-96	—	DDR1002A	DDF1004	DDR1004	Short box
RAM 1500	2009-15	DF15004B	DR1500DS	DF15004B	DR1500DS	Regular Cab, except Air Ride
	2009-15	DF15004B	DR1500DQ	DF15004B	DR1500DQ	Quad/Crew Cab, except Air Ride
	2006-08	DF15004B	DR1525H4	DF15004B	DR1525H4	Regular & Quad Cab
	2006-08	DDF974A	DR1525H4	DF25004B	DR1525H4	Megacab
	2002-05	DF15002C	DR2500CA	DF15004C	DR2500CA	
	1994-01	DF15002A	DR1525H2	DF25004B	DR1525H4	
RAM 2500	2014-15	DDF974A	DR2500D	DF25004B	DR2500D	
	2003-14	DDF974A	DR2500CA	DF25004B	DR2500CA	
	1994-02	DF25002	DR1525H2	DF25004B	DR1525H4	
RAM D50, PLYMOUTH ARROW	1975-91	—	DVR050	—	—	
RAM3500	2003-15	DDF974A	DR3500CA	DF25004B	DR3500CA	
RAM3500, RAM2500HD	2000-02	DDF974A	DR3500B	DF25004B	DR3520	
	1994-99	DDF974A	DR3500B	DF25004B	DR3500	

Cab and Chassis, Conventional

Model	Year	2WD Front	2WD Rear	4WD Front	4WD Rear	Remarks
D350	1970-93	DF350	DR3502	DF3504BA	DR3502	
RAM 4500, 5500	2008-15	DF5500	DR5500	DF5500	DR5500	

Severe Service - Pickup and Cab & Chassis

Model	Year	2WD Front	2WD Rear	4WD Front	4WD Rear	Remarks
D350, W350	1970-93	DF350	DRTHD	DF3504BA	DRTHH	
RAM 3500	2003-15	DF25004B	DRTT3500D	DF25004B	DRTT3500D	
	2000-02	DDF974A	DRTT3520	DF25004B	DRTT3520	
	1997-99	DDF974A	DRTT3597	DF25004B	DRTT3597	
	1994-96	DDF974A	DRTT3500	DF25004B	DRTT3500	
RAM 4500, 5500	2008-15	DF5500HD	DRTT4500	DF5500HD	DRTT4500	

SUV's

Model	Year	2WD Front	2WD Rear	4WD Front	4WD Rear	Remarks
CHEROKEE, WAGONEER, GRAND WAGONEER	1984-04	—	—	JFC01 (p)	JRC01	
CHEROKEE, WAGONEER, J10, J20, SJ	1975-83	—	—	JFJ10	JFJ10	
CJ, WRANGLER	1972-86	—	—	JFCJ1	DVR05091	

(d) drilling required, (p) professional installation required, (w) welding required, (wd) welding/drilling required, (b/o) bolt-on

Dodge - Chrysler - Jeep

SUV's Continued

Model	Year	2WD Front	2WD Rear	4WD Front	4WD Rear	Remarks
COMANCHE	1986-92	—	—	JFC01 (p)	JRC01	
COMMANDER	2006-13	—	—	—	JRC04	
DURANGO	1998-03	DDF974B	DDR00	DDF974B	DDR00	
DURANGO, ASPEN	2004-09	—	—	DDF974C	DDR00	
GRAND CHEROKEE	2005-10	—	—	—	JRC04	
	1999-04	—	—	DDF974 (w)	JRGC2 (p,w)	
	1993-98	—	—	JFC01 (p)	JRGC1	
JK, WRANGLER, RUBICON	2007-15	—	—	JFTJ (p)	JRJK	
LIBERTY	2002-12	—	—	JFL4A	JRL4 (p)	
NITRO	2007-12	—	—	JFL4A	JRL4 (p)	
TJ, WRANGLER	1997-06	—	—	JFTJ (p)	JFTJ (p)	
YJ, WRANGLER	1987-96	—	—	JFYJ1	JRYJ1	

Van, Motor Home, Cutaway

Model	Year	2WD Front	2WD Rear	4WD Front	4WD Rear	Remarks
B100/150, B200/250	1975-04	DVF350	DVR150	—	—	
B300/350	1975-04	DVF350	DVR350R	—	—	
B350	1973-04	DVF350	DVR350R	—	—	Cutaway Van, Motorhome
CARAVAN, VOYAGER, TOWN & COUNTRY	2008-15	—	DVRRT	—	DVRRT	
	1996-07	—	DVR05096	—	DVR05096	
	1991-95	—	DVR05091	—	DVR05091	
	1984-90	—	DVR050	—	DVR050	
PT CRUISER	2000-10	—	DRPT2	—	—	
RAM CV PROMASTER 1500	2014-15	—	FPR002	—	FPR002	
RAM CV PROMASTER 2500, 3500	2014-15	—	FPR001	—	FPR001	
SPRINTER 2500	2007-09	MBFSP35	MBRSP25A	—	—	
	2002-06	MBFSP35	MBRSP25	—	—	
SPRINTER 3500	2007-09	MBFSP35	MBRSP35B	—	—	Van, Cab & Chassis
	2007-09	MBFSP35	MBRSP35A	—	—	Motor Home
	2002-06	MBFSP35	MBRSP35	—	—	

Ford

Light Duty Pickup Trucks

Model	Year	2WD Front	2WD Rear	4WD Front	4WD Rear	Remarks
F150	2009-15	—	FR1502D	FF150F	FR1504D	
	2004-08	FF150EA	FR1502D	FF150EA	FR150D	Excluding Heritage, Lincoln Mark LT
	2004	FF150972	FR1525HD	FF150974A	FR1525HD	Heritage
	1997-03	FF150972	FR1525HD	FF150974A	FR1525HD	Including Super Crew
	1980-96	FF350	FR150SDE	FF1504H	FR250SDE	
	1970-79	FF350	FR250SDE	—	FR250SDE	
F150 SVT RAPTOR	2010-15	—	—	—	FR1504R	
F250	1997-99	FF150972	FR1525HD	FF150974A	FR1525HD	With Snow plow Prep Package
F250 SUPER DUTY	2011-15	FF350SD2	FR250SDG	FF350SDC	FR250SDG	
	2005-10	FF350SD2	FR250SDF	FF350SDC	FR250SDF	
	2001-04	FF350SD2	FR250SDE	FF350SD4B	FR250SDE	With Snow plow Prep Package
	2001-04	FF350SD2	FR250SDE	FF350SD4	FR250SDE	Without Snow plow Prep Package
	1999-00	FF350SD2	FR150SDE	FF350SD4B	FR150SDE	With Snow plow Prep Package
	1999-00	FF350SD2	FR150SDE	FF350SD4	FR150SDE	Without Snow plow Prep Package
F250 SUPER DUTY, F250 HD	1994-98	FF350	FR150SDE	FF2504A	FR250SDE	
	1970-93	FF350	FR150SDE	FF2504	FR250SDE	
F350	1994-98	FF350	FR350SDF	FF3504A	FR350SDF	
	1970-93	FF350	FR350SDF	FF2504	FR350SDF	
F350 SUPER DUTY	2005-15	FF350SD2	FR350SDF	FF350SDC	FR350SDF	
	1999-04	FF350SD2	FR350SDF	FF350SD4B	FR350SDF	With Snow plow Prep Package
	1999-04	FF350SD2	FR350SDF	FF350SD4	FR350SDF	Without Snow plow Prep Package

(d) drilling required, (p) professional installation required, (w) welding required, (wd) welding/drilling required, (b/o) bolt-on

Timbren® SES Suspension Enhancement Systems



Ford

Light Duty Pickup Trucks Continued

Model	Year	2WD Front	2WD Rear	4WD Front	4WD Rear	Remarks
F450 SUPER DUTY	2011-15	FF550SDE	FRSDPA	FF550SDE	FRSDPA	Pickup Only
	2008-10	FF550SDE	FRSDP	FF550SDE	FRSDP	Pickup Only
RANGER	2008-11	—	FRR050A	FXF1004A	FRR050A	
	1998-07	—	FRR050A	FXF1004A	FRR0504A	
	1983-97	—	FRR050A	FXF1004	FRR0504A	

Cab and Chassis, Conventional

Model	Year	2WD Front	2WD Rear	4WD Front	4WD Rear	Remarks
F350	1994-98	FF350	FR350SDF	FF2504A	FR350SDF	
	1970-93	FF350	FR350SDF	FF2504	FR350SDF	
F350 SUPER DUTY	2005-15	FF350SDC	FR350CC	FF350SDC	FR350CC	
	1999-04	FF350SD2	FR350SDF	FF350SD4B	FR350SDF	With Snow plow Prep Package
	1999-04	FF350SD2	FR350SDF	FF350SD4	FR350SDF	Without Snow plow Prep Package
	2005-15	FF550SDH	—	FF550SDH	—	Severe Service Front
F450, F550 SUPER DUTY	2007-15	FF550SDE	FRSDD	FF550SDE	FRSDD	
	2005-15	FF550SDH	—	FF550SDH	—	Severe Service Front
	1999-04	FFSD4B	FRSD	FFSD4B	FRSD	
	1988-98	FFSD	FRSD	—	—	

Severe Service - Pickup and Cab & Chassis

Model	Year	2WD Front	2WD Rear	4WD Front	4WD Rear	Remarks
F250, F350 SUPER DUTY	2005-13	See Frnt. LD Pickups	FRTT350F	See Frnt. LD Pickups	FRTT350F	Pickup
	1970-04	See Frnt. LD Pickups	FRTT350E	See Frnt. LD Pickups	FRTT350E	Pickup
F350 SUPER DUTY	2005-15	FF550SDH	FR350TTCC	FF550SDH	FR350TTCC	Cab & Chassis
	1970-04	See Frnt. LD Pickups	FRTT350F	See Frnt. LD Pickups	FRTT350F	Cab & Chassis
F450, F550 SUPER DUTY	2005-14	FF550SDH	—	FF550SDH	—	Cab & Chassis

Heavy Duty - Cab and Chassis, Conventional

Model	Year	2WD Front	2WD Rear	4WD Front	4WD Rear	Remarks
F600, F700, F6000, F7000	1967-99	FF700	—	FR750	FR800M	
F650, F750	2000-02	FF750	—	FR750	FR750M	
F650, F750, F650HD, F750HD	2003-15	FF650UH	—	—	BDR750	
	2000-02	FF750	—	FR650LP	—	LoPro
F800	1967-99	UMDF70 (d)	—	FR750	FR750M	Except LoPro
	1967-99	UMDF70 (d)	—	FR650LP	FR800LPM	LoPro only
F8000, F9000, LN9000	1967-99	FF9000A (d)	FF9000HD	RES001 (d)	URMDA (d)	

Heavy Duty - Cab Forward

Model	Year	2WD Front	2WD Rear	4WD Front	4WD Rear	Remarks
CF7000, CF8000	—	FFC8000	—	FR750	FR800M	
LCF-45, LCF-55	2005-10	BDFLCF	—	—	BDRLCF	

SUV's

Model	Year	2WD Front	2WD Rear	4WD Front	4WD Rear	Remarks
BRONCO	1979-96	—	—	FF1504H	FAR001	Full size with "I" beam front suspension
ESCAPE, MARINER	2001-12	—	FRESC (p)	—	FRESC (p)	
EXCURSION	2000-05	FF350SD2	FREXC4	FF350SD4	FREXC4	
EXPEDITION	1997-02	FF150972	FREXP4	FF150974A	FREXP4	Except air suspension
EXPEDITION, NAVIGATOR	2003-11	FREXPB (p)	FREXPB (p)	FREXPB (p)	FREXPB (p)	
	1997-02	—	FREXP4	—	FREXP4	With air suspension
EXPLORER	2002-05	—	GMFK10	—	GMFK10	Sport Trac Pickup
EXPLORER, BRONCO II	1984-94	—	GMFK10	FXF1004	GMFK10	With "I" beam front suspension
EXPLORER, LINCOLN MKT	2011-15	—	FREFLX	—	FREFLX	Including MKT 2010
EXPLORER, MOUNTAINEER	1995-01	—	GMFK10	FXF1004A	GMFK10	Including Sport Trac Pickup

(d) drilling required, (p) professional installation required, (w) welding required, (wd) welding/drilling required, (b/o) bolt-on

Ford
Van, Motor Home

Model	Year	2WD Front	2WD Rear	4WD Front	4WD Rear	Remarks
AEROSTAR	1986-03	—	FAR001	—	FAR001	
E150	1987-14	FEF350	FER15087	—	—	
	1970-86	FEF350	FER150	—	—	
E250,E350	1970-86	FEF350	FER350	—	—	
E250,E350, CLUB WAGON	1987-14	FEF350	FER35092B	—	—	
FLEX	2009-15	—	FRFLX	—	FRFLX	
FREESTAR, MONTEREY	2004-07	—	FRWIN	—	—	
MERCURY VILLAGER	1993-03	—	FVR001	—	—	
TRANSIT 150, 250	2014-15	—	FRTR250	—	FRTR250	Excluding High Roof
TRANSIT 250, 350	2014-15	—	FRTR350	—	FRTR350	High Roof
TRANSIT, CONNECT	2010-13	—	FRTC	—	—	
WINDSTAR	1994-03	—	FRWIN	—	—	Except load leveler option

Cutaway Van, Motor Home, Stripped Chassis

Model	Year	2WD Front	2WD Rear	4WD Front	4WD Rear	Remarks
E350	1987-14	FEF350	FEF350UH	FER35092B	FER35092LB	Including Super Duty with Stripped Chassis
	1975-86	FEF350	FEF350UH	FER350	—	
E450	1996-14	FEF350	FEF350UH	FERSD	FERSDLB	Including Super Duty with Stripped Chassis
E550	2002-04	FEF550	—	FERSD	FERSDLB	
F53	2002-15	FFF53B	—	FRF53A	—	Leaf spring front suspension
	1989-01	FFF53MH	—	FRF53A	—	Leaf spring front suspension
F59	2014-15	WFRW22	—	TBD	—	Leaf spring front suspension
	2011-13	WFRW22	—	FRF59	—	Leaf spring front suspension
TRANSIT 350HD	2014-15	—	—	FRTR350	—	Dual rear wheel
	2014-15	—	—	FRTR350HD	—	Cutaway Chassis

Freightliner
Heavy Duty - Cab and Chassis, Conventional

Model	Year	2WD Front	2WD Rear	4WD Front	4WD Rear	Remarks
108SD	2011-15	STFL8500 (d)	—	URMBD (d)	—	Leaf spring
114SD	2011-15	FF114	—	HRTT01	—	Leaf spring
114SD, 122SD	2011-15	FF114.5	—	HRTT01	—	right hand Snow Plow
4900 FA, SA	—	WSF4900	—	FRM2L	—	Leaf spring
	—	WSF4900	—	FRM2A	—	Air spring
COLUMBIA	2009-15	FFCOL	—	FRM2L	—	Leaf spring
	2009-15	FFCOL	—	FRM2A	—	Air spring
CORONADO, 122SD	2009-15	FF114	—	URMBD (d)	—	
FL106	—	FFFL106	—	FRFL106 (d)	—	
FL50, FL60, FL70, FL80	1995-97	FFFL80	—	RES001 (d)	URMDB (d)	
FL60, FL70, FL80	1998-08	FFFL80A	FFFL80HD	RES001 (d)	URMDB (d)	
FLC112	—	UF200	—	URMDB (d)	—	
FLD112	—	FFFL112	—	URMDB (d)	—	Rear air ride (1kit / axle)
FLD120	—	FFFLD120	—	FRD120	URMDA (d)	Rear air ride (1kit / axle)
HENDRICKSON AIR TRAC	—	FFHAT	—	—	—	All Models
M2-106, 112	2002-15	FFM2A	—	FRM2L	—	Leaf spring
	2002-15	FFM2A	—	FRM2A	—	Air spring
M2-106V, 112V	2002-15	FFM2	—	—	—	Vocational right hand Snow Plow
	2002-15	STFL8500 (d)	—	FRM2L	—	Vocational leaf spring
	2002-15	STFL8500 (d)	—	FRM2A	—	Vocational air spring
TUFTRAC	—	—	—	RED001 (d)	—	Rear tandem

Heavy Duty - Cab Forward

Model	Year	2WD Front	2WD Rear	4WD Front	4WD Rear	Remarks
FC70, FC80	—	FFC8000	—	RES0S1 (d)	URMDB (d)	
FLL	—	FFLL	—	—	—	LoPro . . .

(d) drilling required, (p) professional installation required, (w) welding required, (wd) welding/drilling required, (b/o) bolt-on

Timbren® SES Suspension Enhancement Systems



Timbren® Suspension Enhancement Systems

Freightliner

Van, Step Van, Motor Home

Model	Year	2WD Front	2WD Rear	4WD Front	4WD Rear	Remarks
"M" SERIES, MT45, MT55	—	JDF001	—	OSHRV	—	Straight rail gas engine
"V" SERIES, D 400	—	OSHFV	—	OSHRV	—	
MT45	—	OSHFV	—	FRMT45	—	
MT45, MT55	2011-15	FFMT45G	—	FRMT45	—	
SPRINTER 2500	2007-15	MBFSP35	—	MBRSP25A	—	
	2002-06	MBFSP35	—	MBRSP25	—	Van, Cab & Chassis Motor Home
SPRINTER 3500	2007-15	MBFSP35	—	MBRSP35B	—	
	2007-15	MBFSP35	—	MBRSP35A	—	
	2002-06	MBFSP35	—	MBRSP35	—	

GM

SUV's

Model	Year	2WD Front	2WD Rear	4WD Front	4WD Rear	Remarks
AZTEK, RENDEZ VOUS	2001-07	—	GMRAZT (p)	—	GMRREN (p)	Except air shocks
BLAZER, JIMMY Classic	2002-05	GMFS10	GMRJB	GMFS10	GMRJB	Old body style
DENALI, ESCALADE	2002-06	GMFK25S	GMRYS4	GMFK15A	GMRG25C	XFE
	2000-01	GMFC1588H	GMRYT2	GMFK35C	GMRYT4	
DENALI, ESCALADE, YUKON, TAHOE	2009-10	GMFK15B	GMRYS4E	—	—	Excluding XFE
	2007-15	GMFK15B	GMRYS4	GMFK15B	GMRYS4	
EQUINOX, TORRENT	2005-06	—	GMRVUE (p)	—	GMRVUE (p)	Full size
HHR	2006-11	—	GMRHHR (p)	—	—	
HUMMER H2	2003-10	—	—	GMFK25S	GMRH2	Except full size
HUMMER H3, H3T	2006-10	—	—	GMFC4	GMRETB	
S10 BLAZER, JIMMY, BRAVADA	1975-94	GMFS10	GMRS10A	GMFS10	GMRS10A	Except full size
S10 BLAZER, JIMMY, ENVOY, BRAVADA	1995-01	GMFS10	GMRJB	GMFS10	GMRJB	
SATURN VUE	2002-07	—	GMRVUE (p)	—	GMRVUE (p)	Full size
SUBURBAN, JIMMY, K-BLAZER	1993-99	GMFC1588H	GMRSB	GMFK35C	GMRSB4	
	1992	GMFC1588H	GMRC20	GMFK35C	GMRK10	Full size
	1973-91	GMFC15	GMRC20	GMFK10	GMRK10	Full size
SUBURBAN, YUKON XL 1500	2007-14	—	GMRYS4	GMFK15B	GMRYS4	Full size
	2000-06	GMFK25S	GMRYS4	GMFK15A	GMRYS4	
SUBURBAN, YUKON XL 2500	2000-15	GMFK25S	GMRSB4S	GMFK25S	GMRSB4S	Full size
TRAIL-BLAZER, ENVOY, BRAVADA, RAINIER	2002-13	—	GMRETB	—	GMRETB	
YUKON, TAHOE	2001-06	GMFK25S	GMRYS4	GMFK15A	GMRG25C	8 bolt wheel
YUKON, YUKON-DENALI, TAHOE, ESCALADE	1992-00	GMFC1588H	GMRYT2	GMFK35C	GMRYT4	

Van, Motor Home

Model	Year	2WD Front	2WD Rear	4WD Front	4WD Rear	Remarks
ASTRO, SAFARI	1996-05	GMFAST	GMRASTBHD	GMFAST4	GMRASTBHD	Commercial appl. - steel rear springs
	1996-05	GMFAST	GMRASTB	GMFAST4	GMRASTB	Steel rear springs
	1985-95	GMFAST	GMRASTR	GMFAST	GMRASTR	Composite rear springs
CITY EXPRESS	2014-15	—	DVR05096	—	—	Commercial & Passenger Van
G/H1500-CHEVY, EXPRESS, SAVANA	2003-15	GMFK15A	GMRG25C	GMFK15A	GMRG25C	
G/H2500-CHEVY, EXPRESS, SAVANA	2003-15	GMFK15A	GMRG25C	GMFK15A	GMRG25C	6 bolt wheel
	2003-15	GMFK15A	GMRG35	—	—	8 bolt wheel
G10/1500	1975-96	GMFG20	GMRG20	—	—	
G1500-CHEVY, EXPRESS, SAVANA	1996-02	GMFC1588H	GMRG25C	—	—	8 bolt wheel
G20/2500	1975-96	GMFG20	GMRG20	—	—	

(d) drilling required, (p) professional installation required, (w) welding required, (wd) welding/drilling required, (b/o) bolt-on

GM
Van, Motor Home Continued

Model	Year	2WD Front	2WD Rear	4WD Front	4WD Rear	Remarks
G2500-CHEVY, EXPRESS, SAVANA	1996-02	GMFC1588H	GMRG25C	—	—	6 bolt wheel
G2500-CHEVY, SAVANA DIESEL	1996-02	GMFC1588H	GMRG35	—	—	8 bolt wheel
G30 / 3500	1975-96	GMFG20	GMRG35	—	—	Box frame - van body
G3500-CHEVY, EXPRESS, SAVANA	2003-15	GMFK15A	GMRG35	GMFK15A	GMRKG35	
LUMINA (Car), GRANDPRIX (Car)	1996-02 1992-96	GMFC1588H —	GMRG35 GMRLUM	— —	— —	
LUMINA APV, TRANS SPORT, SILHOUETTE	1990-96	—	GMRAPV	—	—	
UPLANDER, TERRAZA, MONTANA SV6, RELAY	2005-09	—	GMRAZT (p)	—	GMRUPL (p)	
VENTURE, MONTANA, TRANS SPORT, SILHOUETTE	1997-04	—	GMRAZT (p)	—	GMRREN (p)	Excluding air shocks

Cutaway Van, Motor Home

Model	Year	2WD Front	2WD Rear	4WD Front	4WD Rear	Remarks
G30, G3500	1975-96	GMFG20	GMFG20	GMRG30	GMRG30LB	Channel frame
	1975-96	GMFG20	GMFG20	GMRG30	GMRG30LB	Channel frame
G3500	1998-02	GMFC1588H	GMFC1588H	GMRG30	GMRG30LB	Channel frame
	1997-98	GMFC1588H	GMFC1588H	GMRG35A	—	Channel frame, with bump stop on axle
G3500, G4500	2013-15	GMFG45	GMRG45	—	GMRG45	
	2009-12	GMFG45	GMFG45	GMRG30	GMRG30LB	1 bolt Rear Bump Stop Bracket
	2009-12	GMFG45	GMFG45	—	GMRG30PL	2 bolt Rear Bump Stop Bracket
	2003-08	GMFG45	GMFG45	GMRG30	GMRG30LB	1 bolt Rear Bump Stop Bracket
	2003-08	GMFG45	GMFG45	—	GMRG30PL	2 bolt Rear Bump Stop Bracket
P30, P32, P42, P60	1995-99	—	—	GMRP30MH	GMRP30MH	Bump stop over U bolt pad
	1975-99	GMFP30W	GMFP30W	GMRP30	GMRP30HD	Ind. front suspension (coil springs)
P42 B	1975-99	WFRW22	WFRW22	GMRP30	GMRP30HD	"I" beam front suspension (leaf springs)
P60	1975-99	GMFP60	GMFP60	GMRP30	GMRP30HD	"I" beam front suspension (leaf springs)

Light Duty Pickup Trucks

Model	Year	2WD Front	2WD Rear	4WD Front	4WD Rear	Remarks
1500 AVALANCHE	2002-06	GMFK15A	GMRG25C	GMFK15A	GMRG25C	GVW 7000 Lb. or less
1500 AVALANCHE LS, LT, LTZ	2007-13	GMFK15B	GMRYS4	GMFK15B	GMRYS4	
1500 HD SIERRA, SILVERADO	2001-07	GMFK25S	GMRCK25S	GMFK25S	GMRCK25S	Including Classic
1500 SIERRA, SILVERADO	2009-13	GMFK15CA	GMRCK15E	—	—	XFE
1500 SIERRA, SILVERADO, DENALI	2015	—	GMRCK15S	GMFK15CA	GMRCK15S	Excluding XFE
	2007-14	GMFK15CA	GMRCK15S	GMFK15CA	GMRCK15S	Excluding XFE
	1999-06	GMFK25S	GMRCK15S	GMFK15A	GMRCK15S	Excluding 4 door - 4WD
	1999-06	—	—	GMFK15A	GMRCK25S	4 door - 4WD
2500 AVALANCHE	2002-06	GMFK25S	GMRSB4S	GMFK25S	GMRSB4S	GVW 8600 Lb.
2500 SIERRA, SILVERADO, 1500HD, 2500HD	1999-10	GMFK25S	GMRCK25S	GMFK25S	GMRCK25D	
2500HD SIERRA, SILVERADO	2011-15	GMFK25D	GMRCK25D	GMFK25D	GMRCK25D	
3500 SIERRA, SILVERADO	2001-10	GMFK25S	GMRCK35S	GMFK25S	GMRCK35S	
3500HD SIERRA, SILVERADO	2011-14	GMFK25D	GMRCK35D	GMFK25D	GMRCK35D	
C10, C1500, K10, K1500	1988-99	GMFC1588H	GMRG25HD	GMFK35C	GMRCK25	
	1973-87	GMFC15	GMRC20	GMFK10	GMRK10	
	1963-72	GMFC15	GMRC10A	—	—	With rear coil springs
C20, C2500	1988-99	GMFC1588H	GMRC25HD	—	—	
	1973-87	GMFC15	GMRC20	—	—	
C20, C2500	1963-72	GMFC15	GMRC10A	—	—	With rear coil springs

(d) drilling required, (p) professional installation required, (w) welding required, (wd) welding/drilling required, (b/o) bolt-on

Timbren® SES Suspension Enhancement Systems



Timbren® Suspension Enhancement Systems

GM

Light Duty Pickup Trucks Continued

Model	Year	2WD Front	2WD Rear	4WD Front	4WD Rear	Remarks
C30, C3500	1988-00	GMFC1588H	GMRCK35	—	—	
	1973-87	GMFC15	GMRC30	—	—	
	1968-72	GMFC15	GMRP30	—	—	
COLORADO, CANYON	2015	GMFC2A	GMRCCA	GMFC4A	GMRCCA	
	2004-12	GMFC2	GMRCC	GMFC4	GMRCC	
K20, K2500	1996-00	—	—	GMFK25S	GMRCK25	With front cast lower control arm With front stamped lower control arm
	1988-98	—	—	GMFK35C	GMRCK25	
K30, K350 K30, K3500	1970-87	—	—	GMFK10	GMRK10	With front cast lower control arm With front stamped lower control arm
	1970-87	—	—	GMFK10	GMRK30	
	1996-00	—	—	GMFK25S	GMRCK35	
	1988-96	—	—	GMFK35C	GMRCK35	
S10 ZR2	1994-04	—	—	GMFS10	GMR10A	
S10, S15, SONOMA	2000-04	GMFS10	GMR10B	GMFS10	GMR10B	
	1975-99	GMFS10	GMR10A	GMFS10	GMR10A	

Cab and Chassis, Conventional

Model	Year	2WD Front	2WD Rear	4WD Front	4WD Rear	Remarks
3500 HD	2007-10	GMFK25S	GMRCK35S	GMFK25S	GMRCK35S	
3500 SIERRA, SILVERADO	2011-15	GMFK25D	GMRCK25D	GMFK25D	GMRCK25D	
	2006-10	GMFK25S	GMRCK35S	GMFK25S	GMRCK35S	
C30, C3500, K30, K3500	2001-10	GMFK25S	GMRCK35C	GMFK25S	GMRCK35C	Single rear wheel Excluding single rear wheel With front cast lower control arm With front stamped lower control arm
	1996-00	GMFC1588H	GMRC30	GMFK25S	GMRC30	
	1990-96	GMFC1588H	GMRC30	GMFK35C	GMRC30	
	1973-89	GMFC15	GMRC30	GMFK10	GMRC30	
C3500 HD	1991-04	GMF35HDA	GMR35HDM	—	—	With leaf spring front suspension

Severe Service - Pickup and Cab & Chassis

Model	Year	2WD Front	2WD Rear	4WD Front	4WD Rear	Remarks
2500, 3500 SIERRA, SILVERADO	2011-15	GMFK25D	GMRTT35D	GMFK25D	GMRTT35D	Pickup style Pickup style Cab & Chassis style Cab & Chassis style
C/K, 20/30, 2500/3500	2001-10	GMFK25S	GMRTT35S	GMFK25S	GMRTT35S	
	1990-00	GMFC1588H	GMRCK35MA	GMFK25S	GMRCK35MA	
C/K, 30/3500	1990-00	GMFC1588H	GMRTT35S	GMFK25S	GMRTT35S	
C/K, 30/3500	2001-09	GMFK25S	GMRTT35C	GMFK25S	GMRTT35C	
C20/2500, C30, 3500, K30/3500	1975-89	GMFC15	GMRTT35C	GMFK25S	GMRTT35C	
	1975-89	GMFC15	GMRTT35C	GMFK10	GMRTT35C	

Medium and Heavy Duty - Cab and Chassis, Conventional

Model	Year	2WD Front	2WD Rear	4WD Front	4WD Rear	Remarks
4500, 5500, 6500, 7500	2005-09	GMF55AWD	—	GMRC55	GMRTKM	All wheel drive Excluding all wheel drive
6500	2003-09	GMFTK	—	GMRC55	GMRTKM	
	C50, C60, C70, C6000, C7000	2003-09	GMFTKLP	—	GMRC55	GMRTKM
1973-90		GMFC70	—	GMRC70	—	Except LoPro
1991-02		GMFTK	—	GMRC55	GMRTKM	
TOPKICK & KODIAK C60, C70, C6000, C7000	1991-02	GMFTKLP	—	GMRC55	GMRTKM	LoPro

Medium and Heavy Duty - Cab Forward

Model	Year	2WD Front	2WD Rear	4WD Front	4WD Rear	Remarks
T5500, T6500, T7500, T8500	1997-09	GMFTK	—	GMRC55	GMRTKM	
W35, W3500	1998-09	GMFW4C	—	GMRW35	GMRW55	
W4/4000/4500, W5, 5000, 5500	1988-09	GMFW4C	—	GMRW4A	GMRW55	
W7, 7000	1988-96	GMFW7	—	RES0S1 (d)	URMDB (d)	

(d) drilling required, (p) professional installation required, (w) welding required, (wd) welding/drilling required, (b/o) bolt-on

Hino

Medium and Heavy Duty - Conventional, Cab Forward

Model	Year	2WD Front	2WD Rear	4WD Front	4WD Rear	Remarks
145, 165, 185 SERIES	2004-15	HIF338	—	HIR185	URMDB (d)	
195 SERIES	2004-15	HIF195	—	HIR195	—	
238, 268, 338 SERIES	2004-15	HIF338	—	HIR338	URMDB (d)	
258 SERIES	2004-15	HIF258	—	—	URMDB (d)	
FA	1998-03	HIFFBA	—	HIRFA (d)	—	
	1991-97	HIFFB	—	HIRFA (d)	—	
FB	1998-03	HIFFBA	—	HIRFBB	—	
	1991-97	HIFFB	—	HIRFB	—	
FD	1998-04	HIFFDA	—	HIRFD	—	
	1980-97	HIFFD	—	HIRFD	—	
FE, FF	—	HIFFE	—	HIRFE	HIRSGA	All
SG	—	HIFSGA	—	HIRSGA	—	All

Honda

Vans - SUV's

Model	Year	2WD Front	2WD Rear	4WD Front	4WD Rear	Remarks
ODYSSEY	2002-15	—	HR0D2 (p)	—	—	
	1999-01	—	HR0D1 (p)	—	—	
PASSPORT	1994-02	—	IR100	—	IR100	
PILOT, ACURA MDX	2002-15	—	HR0D2 (p)	—	HR0D2 (p)	

Hummer

SUV's

Model	Year	2WD Front	2WD Rear	4WD Front	4WD Rear	Remarks
HUMMER H2	2003-10	—	—	GMFK25S	GMRH2	
HUMMER H3, H3T	2007-10	—	—	GMFC4	GMRET8	

Hyundai

SUV's

Model	Year	2WD Front	2WD Rear	4WD Front	4WD Rear	Remarks
ENTOURAGE	2007-09	—	—	DVR05096 (p)	—	

International

Light Duty Pickup Trucks, Bus

Model	Year	2WD Front	2WD Rear	4WD Front	4WD Rear	Remarks
PICKUP	1963-73	—	IHR1300	—	—	
RE	—	IHFRE	—	—	—	Bus Series

Heavy Duty - Cab and Chassis, Conventional

Model	Year	2WD Front	2WD Rear	4WD Front	4WD Rear	Remarks
2000, 5000 SERIES	2000-05	IHF2000 (d)	—	RES001 (d)	URMDE	
	1990-95	UMDF70 (d)	—	RES001 (d)	URMDB (d)	
3000, 4000 & MOST 'S' SERIES	—	MSR001 (wd)	HSR001 (wd)	RES001 (d)	URMDB (d)	
4600, 4700 series	1990-95	IHF46LP	—	IHR46LP	URMDB (d)	LoPro
4700 SERIES	1996-00	IHF47LP	—	RES0S1 (d)	URMDB (d)	LoPro
7400 CXT	—	IHF7400	—	IHRCXT (d)	—	
7500 SERIES	—	IHF7500	—	IHRCXT (d)	—	
9300 SERIES	—	IHF9300	—	—	URMDB (d)	
9700 SERIES	—	IHF47LP	—	—	URMDB (d)	
ALL MODELS SINGLE AXLE	—	—	—	RES0S1 (d)	URMDB (d)	
DURASTAR 4000 SERIES	2007-15	IHF4000N	—	RES001 (d)	BDR750	
	2007-14	IHF4000N	—	—	IHRDUR4	LoPro
NGV 4000 SERIES	—	IHF4000N	—	RES001 (d)	URMDE	
RS,RT, RTE	—	—	—	IHROA2	—	All models - 2 axle kit
	—	—	—	IHROA1	—	All models - 1 axle kit
TERRASTAR CLASS 4/5	2011-15	—	—	ITR100	—	

(d) drilling required, (p) professional installation required, (w) welding required, (wd) welding/drilling required, (b/o) bolt-on

Timbren® SES Suspension Enhancement Systems



Timbren® Suspension Enhancement Systems

International

Medium Duty - Cab Forward

Model	Year	2WD Front	2WD Rear	4WD Front	4WD Rear	Remarks
CF5000, CF6000	—	GMFW4C	—	—	BDLCFR	

ISUZU

Light Duty Pickups, Compact Vans, SUV's

Model	Year	2WD Front	2WD Rear	4WD Front	4WD Rear	Remarks
ASCENDER	2003-08	—	GMRETB	—	GMRETB	
OASIS	2004-05	—	HROD2 (p)	—	IR100	
PICKUP	2000-04	GMFS10	GMRS10B	GMFS10	GMRS10B	
	1996-99	GMFS10	GMRS10A	GMFS10	GMRS10A	
	1981-95	—	IR100	—	IR100	
RODEO	1981-04	—	IR100	—	IR100	
TROOPER	1992-02	—	IR100	—	IR100	
i280, i290, i350, i370	2006-09	GMFC2	GMGCC	GMFC4	GMGCC	

Medium Duty - Cab Forward

Model	Year	2WD Front	2WD Rear	4WD Front	4WD Rear	Remarks
FRR, FTR, FVR	1997-10	GMFTK	—	GMRSTK	GMRTKM	
	1990-96	UMDF70 (d)	—	RESOS1 (d)	URMDB (d)	
FSR	1988-10	GMFW4C	—	RESOS1 (d)	GMRW55	
NPR, NQR, NRR, 2012 REACH	1988-15	GMFW4C	—	GMRW4A	GMRW55	

John Deere

Motor Home

Model	Year	2WD Front	2WD Rear	4WD Front	4WD Rear	Remarks
D, M 300	—	JDF001	—	JDR001	—	
D, M 400, 600	—	OSHFV	—	OSHRV	—	

Kenworth

Medium Duty Trucks

Model	Year	2WD Front	2WD Rear	4WD Front	4WD Rear	Remarks
K130, K220	1988-92	PF227	—	PR227	—	
K300	1993-99	PF200	—	PR200	—	
T300	—	KWFT300	—	PR200	—	
T400, T450	—	MSR001 (wd)	—	RESOS1 (d)	—	

Heavy Duty - Conventional

Model	Year	2WD Front	2WD Rear	4WD Front	4WD Rear	Remarks
AG100 AIRGLIDE	—	—	—	—	URMDH (d)	All Models (8 bag)
AG200 & AG400 AIRGLIDE	—	—	—	—	KWRAG460	All Models (8 bag)
T600, T800, T900	—	KWF001	—	—	—	All except Mixer Chassis
W 900S	—	KWF002	—	—	—	Mixer Chassis

Kia

SUV's

Model	Year	2WD Front	2WD Rear	4WD Front	4WD Rear	Remarks
SEDONA	2002-12	—	DVR05096 (p)	—	—	

Mack

Medium Duty - Conventional

Model	Year	2WD Front	2WD Rear	4WD Front	4WD Rear	Remarks
FREEDOM, MIDLINER	—	MM001	—	FR750M	—	

Heavy Duty - Conventional

Model	Year	2WD Front	2WD Rear	4WD Front	4WD Rear	Remarks
CAMEL BACK SUSPENSION	—	—	—	MKT001	—	2 axle kit
	—	—	—	MKTT001	—	Tow Truck
CH, CL, RD	—	MFRD	—	MRCH	—	

(d) drilling required, (p) professional installation required, (w) welding required, (wd) welding/drilling required, (b/o) bolt-on

Mack

Heavy Duty - Conventional Continued

Model	Year	2WD Front	2WD Rear	4WD Front	4WD Rear	Remarks
CRS SERIES	—	MFRS	—	—	—	
GRANITE, VISION	—	MFGR	—	MRG4	—	Tandem kit
	—	—	—	MRG2TT	—	Tow Truck
GU 700 Series	—	MFGU7	—	MRG4	—	
TAPERED LEAF SUSPENSION	—	—	—	MTL002	—	2 axle kit

Mazda

Light Duty Pickups, Compact Vans, SUV's

Model	Year	2WD Front	2WD Rear	4WD Front	4WD Rear	Remarks
B2000, B2200, B2300	1983-93	—	MR100	—	MR100	
B2300, B2500, B3000, B4000	2008-11	—	FRR050A	FXF1004A	FRR050A	
	1994-07	—	FRR050A	FXF1004A	FRR0504A	
B2600	1983-93	—	MR100	—	MR100	
MPV	2000-06	—	MRMPV	—	—	
	1991-99	—	MRMPV (p)	—	—	
NAVAJO	1991-94	—	—	FXF1004A	GMFK10	
TRIBUTE	2001-11	—	FRESC (p)	—	FRESC (p)	

Mercedes

Van, Motor Home, Cutaway

Model	Year	2WD Front	2WD Rear	4WD Front	4WD Rear	Remarks
SPRINTER 2500	2007-15	MBFSP35	—	MBRSP25A	—	
	2002-06	MBFSP35	—	MBRSP25	—	
SPRINTER 3500	2007-15	MBFSP35	—	MBRSP35B	—	Van, Cab & Chassis
	2007-15	MBFSP35	—	MBRSP35A	—	Motor Home
	2002-06	MBFSP35	—	MBRSP35	—	

Mitsubishi

Light Duty Pickups, Compact Vans, SUV's

Model	Year	2WD Front	2WD Rear	4WD Front	4WD Rear	Remarks
MIGHTY MAX	1982-93	—	DVR050	—	—	Pickup
MONTERO	2001-06	—	—	—	GMFK25S	
	1989-00	—	—	—	MRMONT	
MONTERO SPORT	2000-04	—	—	—	MRMONSP	
	1997-99	—	MRMONT	—	MRMONT	
RAIDER	2006-09	—	DDR05	—	DDR05	

Mitsubishi-Fuso

Medium Duty - Cab Forward

Model	Year	2WD Front	2WD Rear	4WD Front	4WD Rear	Remarks
FE, FE-SP	2003-15	MFFFGA	—	MFRFMMR	—	
FE, FG	1987-02	MFFFG	—	MFRFG	—	
FE-SP	1987-02	MFFFESP	—	MFRFH	—	
FG	2003-15	MFFFGA	—	MFRFG	—	
FH, FK, FM	2003-15	HIF338	—	—	URMDB (d)	
	1987-02	MFFFH	—	—	URMDB (d)	
FM-FR, FM-HR, FM-SR, FM-SP	—	—	—	RESOS1 (d)	URMDB (d)	
FM-MR	—	MFFFH	—	MFRFMMR	URMDB (d)	

Timbren® SES Suspension Enhancement Systems



Timbren® Suspension Enhancement Systems

Nissan

Light Duty Pickup Trucks

Model	Year	2WD Front	2WD Rear	4WD Front	4WD Rear	Remarks
720	1975-86	—	NR100	—	—	Excluding Desert Runner
D21	1987-98	—	NR10087	FXF1004A	NR1004 (w)	
FRONTIER	2005-15	—	TORTUN4L	FXF1004A	TORTUN4L	
	1998-04	—	NR10087	NFF001	NR1004 (w)	
FRONTIER DESERT RUNNER	1998-04	NFF001	NDR001	—	—	
TITAN	2004-15	—	TORTUN4	FXF1004A	NRTTN	

Vans - SUV's

Model	Year	2WD Front	2WD Rear	4WD Front	4WD Rear	Remarks
ARMADA , INFINITI QX56	2004-15	—	—	FXF1004A	NRARM	Commercial Van Commercial & Passenger Commercial Van
NV1500	2012-15	—	NRNV	—	—	
NV200	2014-15	—	DVR05096	—	—	
NV2500, 3500HD	2012-15	—	NRNVHD	—	—	
PATHFINDER	2005-13	—	—	FXF1004A	NRARM	
	1998-04	—	—	—	NRPF4A (p)	
	1987-97	—	—	—	NPR001	
QUEST	1993-03	—	FVR001	—	—	
XTERRA	2005-14	—	JRC01	FXF1004A	JRC01	
	2000-04	—	—	NF1004A	NRXT4	

Nissan-UD

Medium Duty - Diesel - Cab Forward

Model	Year	2WD Front	2WD Rear	4WD Front	4WD Rear	Remarks
UD1100, UD1300	1989-93	UDF1300 (d)	—	UDR1300	—	
UD1200, UD1400	1993-11	UDF1400	—	UDR1300	—	
UD1800, UD2000, UD2300, UD2600, UD3000, UD3300	—	UMDF70	—	RESOS1 (d)	URMDB (d)	

Oshkosh

Van, Motor Home

Model	Year	2WD Front	2WD Rear	4WD Front	4WD Rear	Remarks
"M" SERIES	—	JDF001	—	OSHRV	—	
"V" & "X" SERIES	—	OSHFV	—	OSHRV	—	
D 400	—	OSHFV	—	OSHRV	—	

Peterbilt

Medium Duty - Conventional

Model	Year	2WD Front	2WD Rear	4WD Front	4WD Rear	Remarks
200	1993-00	PF200	—	PR200	—	
224, 227	1989-92	PF227	—	PR227	—	
330	1996-99	MSR001 (wd)	—	RESOS1 (d)	—	
357, 338, 359	1987-08	PF357	—	RESOS1 (d)	URMDB (d)	

Heavy Duty - Conventional

Model	Year	2WD Front	2WD Rear	4WD Front	4WD Rear	Remarks
ALL MODELS	—	—	—	PTA200 (wd)	—	with rear air springs; Excluding Flexair
	—	—	—	FR800LPM	—	with rear air springs; Flexair
	—	—	PF260P	—	—	Side snow plow
	—	—	—	URMDB (d)	—	Rear leaf springs
	—	—	—	PTA001 (wd)	—	Rear leaf springs; Tow Trucks only

(d) drilling required, (p) professional installation required, (w) welding required, (wd) welding/drilling required, (b/o) bolt-on

Saab
SUV's

Model	Year	2WD Front	2WD Rear	4WD Front	4WD Rear	Remarks
9-7X	2005-09	—	GMRETB	—	GMRETB	

Spartan
Motor Home, Fire Truck, Ladder Truck

Model	Year	2WD Front	2WD Rear	4WD Front	4WD Rear	Remarks
EC 2000	—	SPFEC2 (d)	—	SPREC2	—	Chassis less than 42" wide, Motor Home
EC 2000	—	SPFEC2W	—	SPREC2	—	Chassis 42" wide, Motor Home
FIRE TRUCK, LADDER TRUCK	—	—	SPF200	—	—	

Sterling
Medium and Heavy Duty - Cab Forward

Model	Year	2WD Front	2WD Rear	4WD Front	4WD Rear	Remarks
360 SERIES	2006-09	GMFW4C	—	MFRFMMR	—	
SC7000, SC8000	—	FFFL80A	—	RESOS1 (d)	URMDB (d)	

Heavy Duty - Cab and Chassis, Conventional

Model	Year	2WD Front	2WD Rear	4WD Front	4WD Rear	Remarks
ACTERRA, SC7000, SC8	—	FFFL80A	—	RED001 (d)	—	With Tuftrac rear axle
BULLET 4500, 5500	2008-09	DF5500	—	DR5500	DRTT4500	
L75, L85 SERIES	2003-05	FFFL80A	FFFL80HD	RES001 (d)	URMDB (d)	2 bolts on front shock bracket - except Aeromax
L75, L85 SERIES	1996-03	STFLT95A	—	RES001 (d)	URMDB (d)	3 bolts on front shock bracket - except Aeromax
L85	—	—	STFL8500 (d)	—	FRM2L	With leaf spring
—	—	—	STFL8500 (d)	—	FRM2A	With air spring rear
L85 VOCATIONAL	—	—	STFL8500V (d)	—	FRM2L	With leaf spring
—	—	—	STFL8500V (d)	—	FRM2A	With air spring rear
L9500 SERIES	2006-07	STFL9500	—	RES001 (d)	URMDB (d)	
L9507 SERIES	2008-09	—	STFL9507R	RES001 (d)	URMDB (d)	Wing plow

Suzuki
Light Duty Pickups, Compact Vans, SUV's

Model	Year	2WD Front	2WD Rear	4WD Front	4WD Rear	Remarks
EQUATOR	2009-11	—	TORTUN4L	NF1004A	TORTUN4L	
SAMURAI, SIDEKICK	1986-92	—	—	—	SUR001	Leaf spring suspension
XL7	2007-09	—	GMRVUE (p)	—	GMRVUE (p)	

Toyota
Light Duty Pickup Trucks

Model	Year	2WD Front	2WD Rear	4WD Front	4WD Rear	Remarks
1 TON CAB & CHASSIS	1975-95	—	TOR2002	—	—	
HILUX	1998-15	—	—	TOFTUN4	TORTAC4A	
PICK UPS, T100	1975-98	—	DVR05091	TOF1004	TOR1004A	
TACOMA	1995-04	—	DVR05091	TOFTUN4	TORTAC4A	
TACOMA PRE-RUNNER	2005-15	—	TORTUN4	—	—	
—	1998-04	—	TORTAC4A	—	—	
TACOMA, TACOMA S & X-RUNNER	2005-15	—	TORXR	TOFTUN4	TORTUN4	With 4 leaf oem rear
—	2005-15	—	TORXR	TOFTUN4	TORTUN4L	With 3 leaf oem rear
TUNDRA	2000-15	TOFTUN4	TORTUN4	TOFTUN4	TORTUN4	

(d) drilling required, (p) professional installation required, (w) welding required, (wd) welding/drilling required, (b/o) bolt-on

Timbren® SES Suspension Enhancement Systems



Timbren® Suspension Enhancement Systems

Toyota

Light Duty SUV's, Compact Vans

Model	Year	2WD Front	2WD Rear	4WD Front	4WD Rear	Remarks	
4RUNNER	2003-15	—	TORSEQ	TOFTAC4A	TORSEQ	With coil spring rear suspension	
	1990-02	—	—	TOFTAC4A	TOR4R		
FJ CRUISER	2007-14	—	—	TOFTAC4A	TORSEQ		
LANDCRUISER 100, LEXUS LX470	1998-07	—	—	TOFTUN4	TORSEQ		
LANDCRUISER 120 PRADO, LEXUS GX460	2003-09	—	TORSEQ	TOFTAC4A	TORSEQ	Coil front Leaf front Coil front	
LANDCRUISER 150 PRADO, LEXUS GX460	2010-15	—	—	TOFTAC4A	TORSEQ		
LANDCRUISER 200, LEXUS LX570	2008-15	—	—	TOFLC2	TORLC2		
LANDCRUISER 70	1999-14	—	—	TOFLC1A	TORLC1		
	1984-98	—	—	TOFLC1	TORLC1		
LANDCRUISER 80, LEXUS LX450	1990-97	—	—	TOFLC1A	TORLC1		
SEQUOIA	2008-14	—	TORSEQ1	—	TORSEQ1		Excluding air bags
	2001-07	—	TORSEQ	—	TORSEQ		
SIENNA	2004-15	—	TORSEN04 (p)	—	TORSEN04 (p)		
	1999-03	—	TORSEN	—	—		

Volkswagen

Compact Vans

Model	Year	2WD Front	2WD Rear	4WD Front	4WD Rear	Remarks
L28	2002-11	DF25002	MBRSP25	—	—	
L35	2002-11	DF25002	MBRSP25	—	—	
ROUTAN	2009-10	—	DVRRT	—	—	

Volvo

Heavy Duty - Conventional

Model	Year	2WD Front	2WD Rear	4WD Front	4WD Rear	Remarks
FE SERIES	1992-00	VFFE	—	—	—	
T RIDE	—	—	—	VRTRIDE	—	
VGA	—	VFVGA	—	—	—	
VHD SERIES	—	VFVHD (d)	—	—	—	

Heavy Duty - Cab Forward

Model	Year	2WD Front	2WD Rear	4WD Front	4WD Rear	Remarks
EXPEDITOR	Up to 2002	VFEXP	—	—	—	

Western Star

Heavy Duty - Conventional

Model	Year	2WD Front	2WD Rear	4WD Front	4WD Rear	Remarks
4700	2008-14	—	SLFL9507R (d)	RES001 (d)	URMDH (d)	Wing Plow
4900 FA, SA	2008-14	HST001	—	FRM2L	—	Including Twin-Steer, leaf spring
	2008-14	HST001	—	FRM2A	—	Including Twin-Steer, air spring
	2000-07	WSF4900	—	FRM2L	—	Including Twin-Steer, leaf spring
	2000-07	WSF4900	—	FRM2A	—	Including Twin-Steer, air spring

Workhorse

Motor Homes, Step Van

Model	Year	2WD Front	2WD Rear	4WD Front	4WD Rear	Remarks
P30, P32, W20	2000-05	GMFP30W	—	GMRP30	GMRP30HD	Independent front suspension (coil springs)
P30, P42, P60	2000-05	—	—	GMRP30MH	—	Bumpstop over U bolt pad
	2000-05	—	—	GMRP30	—	Bump stop on frame

(d) drilling required, (p) professional installation required, (w) welding required, (wd) welding/drilling required, (b/o) bolt-on

Workhorse

Motor Homes, Step Van Continued

Model	Year	2WD Front	2WD Rear	4WD Front	4WD Rear	Remarks
P42, W20, W22, W24	2000-10	WFRW22	—	WRW22	—	"I" beam front suspension (leaf springs)
P60	2000-03	GMFP60	—	GMRP30	GMRP30HD	"I" beam front suspension (leaf springs)
W42	2006-12	WFRW22	—	GMRP30	—	
W62	2007-12	WFRW22	—	WRW22	—	

Universal

Light Duty Pickups, Compact Vans, SUV's

Model	Year	2WD Front	2WD Rear	4WD Front	4WD Rear	Remarks
1 TON	—	UF100 (d)	UR350 (d)	UF100 (d)	UR350 (d)	With leaf spring front suspension
1/2 TON, 3/4 TON	—	UF100 (d)	UR100 (d)	UF100 (d)	UR100 (d)	With leaf spring front suspension

Universal

Front Axle - Medium & Heavy Duty Trucks

Class	Kit Capacity	Aeon	Qty.	Part No.	Application
MEDIUM DUTY	5,600 .lbs	A540	1	MSR001 (wd)	4" - 7" Clearance
	10,000 .lbs	A740	1	MST001 (wd)	7" - 10" Clearance
	5,600 .lbs	A540	1	UMDF70 (d)	4" - 7" Clearance
HEAVY DUTY	15,000 .lbs	A0200	1	UF200 (wd)	4" - 7" Clearance
	8,000 .lbs		1	UF200R (wd)	4" - 7" Clearance Winged Snowplow
	34,000 .lbs	A0260	1	UF260 (wd)	4" - 7" Clearance
	15,000 .lbs	A1525	1	HSR001 (wd)	4" - 7" Clearance
	16,000 .lbs	A560	1	HST001 (wd)	7" - 10" Clearance
	10,000 .lbs	A560	1	HST.5 (wd)	7" - 10" Clearance - Winged Snowplow

Rear Axle - Medium & Heavy Duty Trucks - Single Rear Axle

Class	Kit Capacity	Aeon	Qty.	Part No.	Application
MEDIUM DUTY	8,600 .lbs	A540	1	RES001 (d)	More than 5" Clearance
	8,600 .lbs	A540	1	RES0S1 (d)	Less than 5" Clearance
	15,000 .lbs	A0200	1	URMDE (b/o)	Over 16000 lb. (GAWR-Rear Axle Capacity)
HEAVY DUTY	17,200 .lbs	A540	1	RED001 (d)	More than 5" Clearance
	17,200 .lbs	A540	1	RED0S1 (d)	Less than 5" Clearance
	15,000 .lbs	A0200	1	URMDR (b/o)	Over 16000 lb. (GAWR-Rear Axle Capacity)
	15,000 .lbs	A0200	1	URMDH (d)	"Hi-Capacity"
	16,000 .lbs	A0200	1	URMDC (wd)	5th wheel or Tow Truck
	34,000 .lbs	A0260	1	REY001A (d)	Extra "Hi-Capacity" Tow Truck
	15,000 .lbs	A0200	1	URMDA (d)	Air Ride Suspension
	15,000 .lbs	A0200	1	URMDB (d)	Leaf Spring and Air Ride Suspension

Rear Axle - Medium & Heavy Duty Trucks - Tandem Rear Axle

Class	Kit Capacity	Aeon	Qty.	Part No.	Application
CHALMERS	15 000 .lbs	A0200	2	URMDH (d)	Walking Beam, 2 SES kits required
HEAVY DUTY	15,000 .lbs	A0200	1	URMDF (b/o)	For leaf or air suspension front tandem
	15,000 .lbs	A0200	1	URMDR (b/o)	For leaf or air suspension rear tandem
HENDRICKSON RS, RT, RTE	20,000 .lbs	A560	1	HRTOA (wd)	Ride Quality

Timbren® SES Suspension Enhancement Systems



Timbren® Suspension Enhancement Systems

Universal

Rear Axle - Medium & Heavy Duty Trucks - Tandem Rear Axle Continued

Class	Kit Capacity	Aeon	Qty.	Part No.		Application
HENDRICKSON RT, RTE	34,000 .lbs	A0260	1	HRTT01	(wd)	Off-Road & Stability
HENDRICKSON RT 650	40,000 .lbs		1	HRT0AHD	(wd)	Ride Quality
NEWAY	20,000 .lbs	A560	1	HRT0A1	(wd)	Air Ride
HENDRICKSON RS, RT, RTE	20,000 .lbs	A560	1	HRTTP02	(wd)	Tow Truck
NEWAY	34,000 .lbs	A0260	1	NRAD246T	(wd)	Tow Truck
REYCO	34,000 .lbs	A0260	1	REY001A	(d)	Tow Truck
REYCO, FREIGHTLINER	17,200 .lbs	A540	1	RED001	(d)	4 Leaf Springs with more than 5" clearance

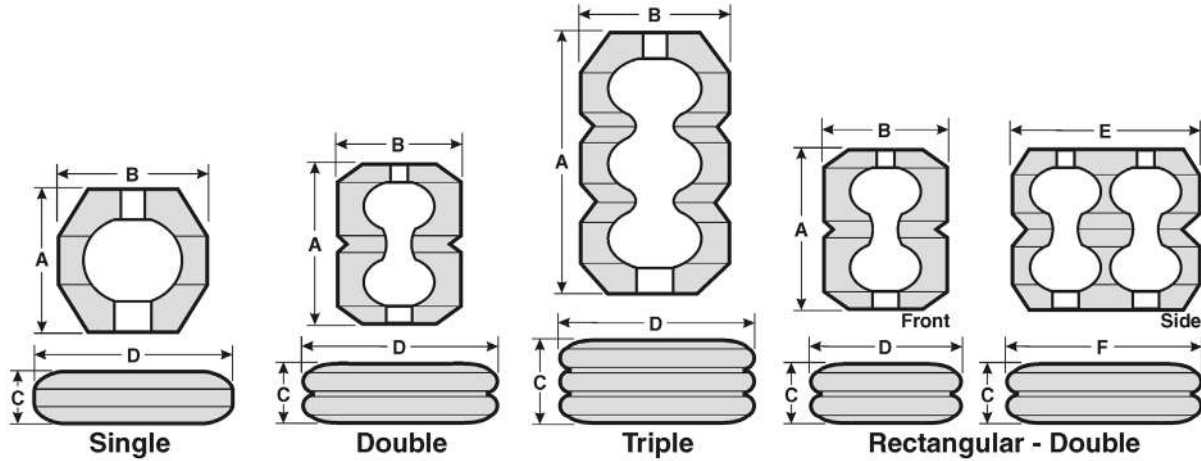
Medium & Heavy Duty Trailers

Class	Kit Capacity	Aeon	Qty.	Part No.		Application
LIGHT DUTY TRAILERS	1,000 .lbs	A170	1	TRA1702	(d)	Camper & Utility Trailers
MEDIUM DUTY TRAILERS	7,000 .lbs	A103B	1	TRA1032	(wd)	Low-Boy, 5th Wheels
HIGHWAY TRAILERS	10,000 .lbs	A1525	1	TRA15252	(wd)	Under Steel Frame
	10,000 .lbs	A1525	1	TRA15252A	(wd)	Outboard Spring or Alu Frame
	16,000 .lbs	A560	1	TRA5602	(wd)	6" - 10" Clearance
HENDRICKSON HN	64,000 .lbs	A0300	1	UR300	(wd)	Mechanical Suspension

Note: For tandem axle use 2 kits (one kit per axle). For applications not listed, please contact Dayton Parts Tech Support: 1-800-822-2042.
All trailer kits require welding and/or drilling of the frame.

(d) drilling required, (p) professional installation required, (w) welding required, (wd) welding/drilling required, (b/o) bolt-on

Aeon® Hollow Rubber Springs



Single Convolution

Part No.	Nominal Rated Capty.	Bump Load Capty.	Nominal Height (A)	Nominal O.D. (B)	Maximum Deflection Height (C)	Maximum Deflection (A) - (C)	Maximum Diameter (D)	Cup
A155-45	150	225	2 1/8	2 1/8	1 9/16	3/4	3 1/2	A16060
A155-65	300	600	2 1/8	2 1/8	7/8	1 1/4	3 1/8	A16060
A140-65	500	900	1 7/8	2 5/16	1 9/16	3/4	3 1/2	A16060
A170-55	500	2,800	2 3/4	3 3/8	1 1/8	1 5/8	5	A1602B
A140-75	600	1,200	1 7/8	2 5/16	7/8	1 1/4	3 1/8	A16060
A170-75	900	5,000	2 3/4	3 3/8	1 1/8	1 5/8	4 7/8	A1602B
A180-65	2,000	6,500	2 3/8	2 7/8	15/16	1 7/16	3 3/8	A1602B
A1525-45	3,000	4,000	4 3/4	5 9/16	1 1/4	2 1/2	8 1/4	A16040
A103B-65	3,500	4,500	3 9/16	4 1/4	1 11/16	1 7/8	6	A16010
A1525-55	3,500	4,500	4 3/4	5 9/16	1 1/4	2 1/2	8 1/4	A16040
A103B-75	4,000	6,500	3 9/16	4 1/4	1 11/16	1 7/8	6	A16010
A1525-65	5,000	6,500	4 3/4	5 9/16	2 1/4	2 1/2	7 5/8	A16040
A180-75	7,000	10,000	2 3/8	2 7/8	15/16	1 7/16	3 3/8	A1602B
A1525-75	7,500	10,000	4 3/4	5 9/16	2 1/4	2 1/2	7 1/2	A16040

Double Convolution

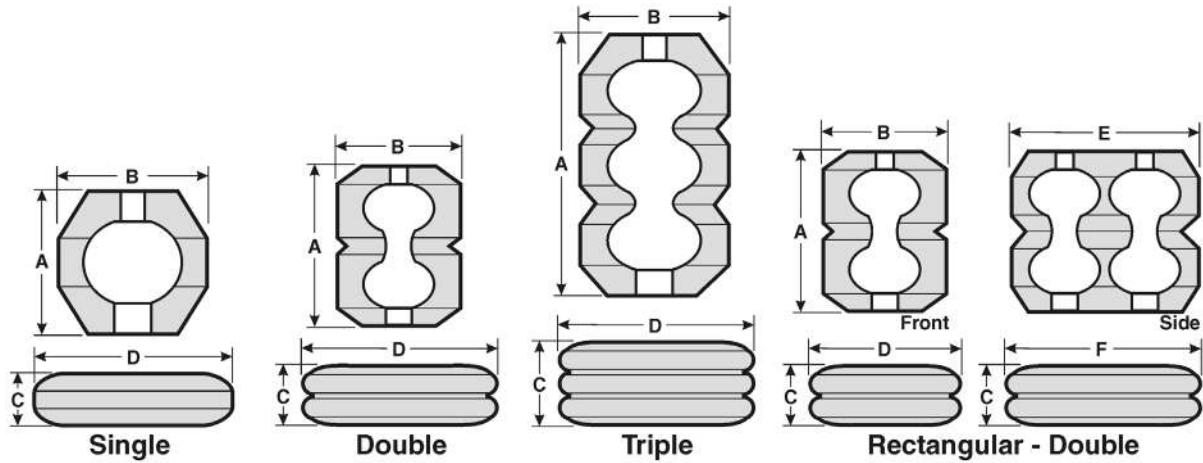
Part No.	Nominal Rated Capty.	Bump Load Capty.	Nominal Height (A)	Nominal O.D. (B)	Maximum Deflection Height (C)	Maximum Deflection (A) - (C)	Maximum Diameter (D)	Cup
A720-55	600	1,600	4 5/8	2 5/8	1 7/8	2 3/4	4	A1602B
A720-65	650	1,800	4 5/8	2 5/8	1 7/8	2 3/4	4	A1602B
A530-45	700	1,200	4 3/4	3 3/8	2	2 3/4	5 1/8	A1602B
A720-75	800	2,600	4 5/8	2 5/8	1 7/8	2 3/4	4	A1602B
A515-55	1,000	2,400	3 3/4	3 3/8	1 1/2	2 1/4	4 7/8	A1602B
A530-55	1,000	2,800	4 3/4	3 3/8	2	2 3/4	5	A1602B
A520-65	1,000	3,500	3 15/16	2 3/8	1 5/8	2 5/16	3 1/2	A16020
A520-75	1,200	4,400	3 15/16	2 3/8	1 5/8	2 5/16	3 1/2	A16020
A525-55	1,250	2,750	3	2 3/8	1 1/4	1 3/4	3 1/2	A16060
A530-65	1,500	3,000	4 3/4	3 3/8	2	2 3/4	4 5/8	A1602B
A515-65	1,500	4,000	3 3/4	3 3/8	1 1/2	2 1/4	4 7/8	A1602B
A550-55	1,500	5,000	3 3/4	3 3/4	1 3/8	2 3/8	5 7/8	A1602A
A525-65	1,750	4,750	3	2 3/8	1 1/4	1 3/4	3 1/2	A16060
A535-55	1,800	3,500	5 1/8	3 15/16	2	3 1/8	6 1/4	A1602A
A545-55	2,800	5,000	4 1/2	4	1 3/4	2 3/4	6	A16010
A540-55	2,800	5,000	5 3/16	4 5/16	2 3/16	3	6 3/4	A16010
A525-75	2,800	7,500	3	2 3/8	1 1/4	1 3/4	3 1/2	A16060
A550-65	3,000	11,500	3 3/4	3 3/4	1 3/8	2 3/8	5 7/8	A1602A

Timbren® SES Replacement Parts and Accessories



Timbren® Replacement Parts and Accessories

Aeon® Hollow Rubber Springs



Double Convolution Continued

Part No.	Nominal Rated Capty.	Bump Load Capty.	Nominal Height (A)	Nominal O.D. (B)	Maximum Deflection Height (C)	Maximum Deflection (A) - (C)	Maximum Diameter (D)	Cup
A535-65	3,000	6,500	5 1/8	3 15/16	2	3 1/8	6 1/4	A1602A
A550-75	4,000	13,500	3 3/4	3 3/4	1 3/8	2 3/8	5 7/8	A1602A
A545-65	4,300	9,000	4 1/2	4	1 3/4	2 3/4	5 3/4	A16010
A540-65	4,300	9,000	5 3/16	4 5/16	2 3/16	3	6 3/4	A16010
A560-55	5,000	9,000	7 3/8	5 7/16	2 15/16	4 7/16	8 7/8	A1604A
A545-75	6,000	12,000	4 1/2	4	2	2 1/2	5 1/2	A16010
A540-75	6,000	12,000	5 5/16	4 5/16	2 3/16	3	6 3/8	A16010
A570-55	6,500	17,000	9 1/2	6 1/2	3 13/16	5 11/16	10 3/4	C10004-S
A560-65	8,000	22,500	7 3/8	5 7/16	2 15/16	4 7/16	8 7/8	A1604A
A560-75	10,000	30,000	7 3/8	5 7/16	2 15/16	4 7/16	8 7/8	A1604A
A570-68	14,000	50,000	9 1/2	6 1/2	3 13/16	5 11/16	10 3/4	C10004-S
A590-68	19,000	60,000	9 1/2	7 1/2	4 3/8	5 11/16	10	N/A

Triple Convolution

Part No.	Nominal Rated Capty.	Bump Load Capty.	Nominal Height (A)	Nominal O.D. (B)	Maximum Deflection Height (C)	Maximum Deflection (A) - (C)	Maximum Diameter (D)	Cup
A740-75	5,000	12,500	7 3/8	4 5/8	3	4 3/8	6 7/8	A16050
A760-65	8,500	11,000	9 1/4	5 5/16	4 1/4	5	7 7/8	A16030
A760-75	11,000	15,500	9 1/4	5 5/16	4 1/4	5	7 7/8	A16030

Rectangular - Double Convolution

Part No.	Nominal Rated Capty.	Bump Load Capty.	Nominal Height (A)	Nominal O.D. (B)	Maximum Deflection Height (C)	Maximum Deflection (A) - (C)	Maximum Width (D)	Normal Length (E)	Maximum Length (F)
A0100-55	3,500	6,500	4 5/8	2 5/8	1 7/8	2 3/4	3 1/4	5	6 1/2
A0200-55	4,000	9,000	5 1/8	3 15/16	2 1/16	3 1/16	7 1/4	7 1/2	10 1/2
A0100-65	5,500	7,000	4 5/8	2 5/8	1 7/8	2 3/4	3 1/4	5	6 1/2
A0200-65	7,500	20,000	5 1/8	3 15/16	2 1/16	3 1/16	7	7 1/2	10 1/2
A0200-75	8,000	22,000	5 1/8	3 15/16	2 1/16	3 1/16	6 7/8	7 1/2	10 1/2
A0260-55	9,000	16,500	6 15/16	4 7/16	2 15/16	4	8	10 3/16	14 1/2
A0260-65	17,000	38,000	6 15/16	4 7/16	2 15/16	4	7 7/8	10 3/16	14 1/4
A0260-75	20,000	55,000	6 15/16	4 7/16	2 15/16	4	7 7/8	10 3/16	14
A0300-65	32,000	90,000	7 1/4	5 15/16	3	4 1/4	10	11 11/16	16 1/4
A0300-75	45,000	110,000	7 1/4	5 15/16	3	4 1/4	9 3/4	11 11/16	16
A0325-65	50,000	125,000	7 7/16	7 7/16	3	4 7/16	12 1/4	13 3/16	18 3/8

The basic auxiliary air suspensions shown contain all the necessary components required for the installation. Each kit is supplied with instructions to make your installation simple to complete with common hand tools.



Air Lift 1000 Coil (60000 & 80000 Series)

- Fits open coil springs on all vehicles, front or rear.
- Up to 1000 lbs. of load leveling capability*.
- The #1 choice for passenger car heavy load assist.
- Excellent front end support for snow plows, winches, etc.
- Replaces front OEM air springs on P30/3500 chassis.



Air Lift Load Lifter 5000 (57000 Series)

- Systems available with up to 5000 lbs. of load leveling capability.*
- For front or rear leaf spring suspension.
- Ideal for Class A, B or C motorhomes, full-size pickups and special body vehicles, 5th wheel tow vehicles and other Sper Duty uses.
- Tough commercial grade neoprene construction.
- Inflation pressure to 100 psi for maximum load support.



Air Lift RC (59000 Series)

- Applications for front and rear leaf spring suspensions.
- Up to 2500 lbs. of load leveling capability*.
- Designed for full-size and mini pickups and vans - 2WD and 4WD.
- Air Adjustable from 10-100 psi.
- Economical choice for upgrading today's softer OEM suspensions.
- Excellent choice for variable loads or towing support.

Air Lift On Board Compressor Systems

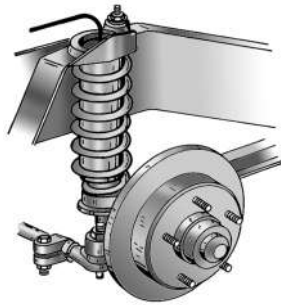
make your air spring system "interactive" and put you in constant control. Quickly tune your suspension from the driver's seat. Or let our automatic self-leveling system do it for you. Additionally, our accessory products help you with necessary pressure maintenance of your air spring system.

The most common cause of air spring failure is operating below minimum pressure requirements. Air pressure requirements are listed in your operation manual included with each kit.

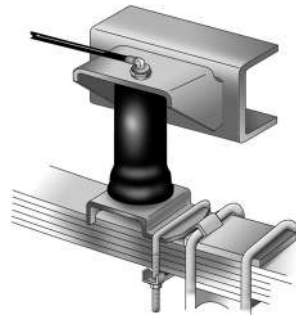
Protect your air spring investment, see pages 57 - 59 for a complete listing of Air Lift Accessories.

* **Important** - Air Lift Air Springs are designed to increase the load leveling capability of your vehicle. Never load the vehicle beyond the manufacturer's maximum Gross Vehicle Weight Rating.

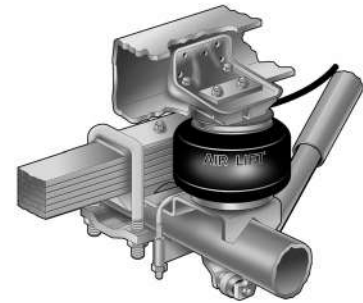
Air Lift® Kit Types / SLAM AIR for Lowered Vehicles



Typical Air Lift 1000



Air Lift RC



Air Lift Super Duty

How to select the right Air Lift® Kit:

1. Know the vehicle's MAKE, MODEL, 2WD or 4WD of the VEHICLE.
2. If the vehicle is a pickup, what type of cab does it have? REGULAR, EXTENDED or CREW.
3. Is the vehicle: NORMAL HEIGHT, LIFTED (How much?) or LOWERED (How much?)

Air Lift® Kits - Slam Air

SLAM AIR APPLICATIONS for lowered 2WD vehicles

Make	Model	Years	Remarks	2"- 4" Rear Kit	Repl. Bag	5"- 6" Rear Kit	Repl. Bag
Chevrolet/GMC	1/2 Ton Full Size Truck	1988-1998		59103	50254	59106BT	50203
	3/4 Ton Truck	1988-2000	Classic Only	no fit	no fit	59202	50307
	1 Ton Truck	1988-2000		no fit	no fit	59202	50307
	Astro Van	1995-2004	Multi-leaf	59111	50254	no fit	no fit
	Blazer, Jimmy, Bravada	1982-2002		59102	50272	no fit	no fit
	Silverado/Sierra 1/2 Ton Pickup	1993-2008	Except 1500 HD	59103	50254	no fit	no fit
	Silverado/Sierra	1999-2007	Fits 4-6" drops only	59209	50266	59209	50266
	Silverado/Sierra	2007-2011	Fits 4-6" drops only; Does not fit long bed	59209	50266	59209	50266
	S-10/Sonoma Pickup	1982-2004		59102*	50272	no fit	no fit
S-10 Pickup Extreme	2000-2004		59102*	50272	no fit	no fit	
Dodge	1/2 Ton Full Size Truck	1969-2001		59103	50254	no fit	no fit
	1500	2002-2008	Fits 4-6" drops only	59113	50259	59113	50259
Ford	1/2 Ton Full Size Truck	1970-2004	For 2004, fits Heritage model only	59103	50254	no fit	no fit
	F-150	2004-2010	New body, excludes Heritage models	59210	50266	59210	50266
Toyota	Pickup 2WD	1969-1998		59102*	50272	no fit	no fit
	Tacoma 2WD	1995-2004		59102*	50272	no fit	no fit

* If top of leaf to bottom is less than 8 1/2" - use Kit No. 59104

Acura
SUV Applications

Model	Year	Drive	Remarks	Front Kit	Front Repl.	*	**	Rear Kit	Rear Repl.	*	**
MDX	2005-13	FWD/AWD	Fits front and all wheel drive	—	—			60815	60315		2

Buick
Automotive Applications

Model	Year	Drive	Remarks	Front Kit	Front Repl.	*	**	Rear Kit	Rear Repl.	*	**
Century	1982-96	FWD	Including station wagon	—	—			60797	60297	x	1
Deluxe, Custom, Skylark, Sport Wagon	1964-66	—		—	—			60750	60250	x	1
Deluxe, Special, Skylark, Gran Sport	1967-72	—	Excluding station wagon	—	—			60744	60244	x	1
Electra and Park Avenue	1985-96	FWD	Excluding station wagon	—	—			60798	60298	x	1
Electra, Centurion, Wildcat, LeSabre	1965-84	—	Excluding Estate Wagon	—	—			60755	60255	x	1
Estate Wagon	1977-90	—		—	—			60755	60255	x	1
LeSabre	1985-85	RWD		—	—			60755	60255	x	1
	1986-99	FWD	Excluding station wagon	—	—			60798	60298	x	1
	2000-05	—		—	—			60776	60276	x	1
Park Avenue	1997-05	—		—	—			60776	60276	x	1
Regal, Century, Gran Sport, Luxus	1973-87	RWD	Including station wagon	—	—			60733	60233	x	1
Riviera	1979-85	—		—	—			60783	60283	x	1
	1995-99	—		—	—			60776	60276	x	1
Roadmaster Estate Wagon and Sedan	1991-96	—		—	—			60755	60255	x	1
Skylark	1985-96	—		—	—			60789	60289	x	1

SUV Applications

Model	Year	Drive	Remarks	Front Kit	Front Repl.	*	**	Rear Kit	Rear Repl.	*	**
Enclave	2007-15	FWD/AWD	Fits front and all wheel drive	—	—			60816	60316		2

Cadillac
Automotive Applications

Model	Year	Drive	Remarks	Front Kit	Front Repl.	*	**	Rear Kit	Rear Repl.	*	**
All Rear Wheel Drive Models	1965-93	—		—	—			60755	60255	x	1
Coupe Deville, Sedan Deville, Fleetwood	1985-93	—		—	—			60798	60298	x	1
Touring Sedan	1985-93	FWD		—	—			60798	60298	x	1

SUV Applications

Model	Year	Drive	Remarks	Front Kit	Front Repl.	*	**	Rear Kit	Rear Repl.	*	**
Escalade 4-Door Only	1999-02	2WD/4WD		—	—			59518	50259		2
Escalade, Escalade XL	2002-07	2WD/4WD	Will not fit factory-installed auto-leveling option on 2007 models	—	—			60769	60269	x	1

Chevrolet
Automotive Applications

Model	Year	Drive	Remarks	Front Kit	Front Repl.	*	**	Rear Kit	Rear Repl.	*	**
Beretta, Corsica	1988-96	—		—	—			60789	60289	x	1
Camaro, Z28	1982-02	—		—	—			60797	60297	x	1
Caprice, Impala	1971-96	—	Excluding 94-96 SS models	—	—			60755	60255	x	1
Caprice, Impala Station Wagons	1977-96	—		—	—			60755	60255	x	1
Caprice, Impala, Bel Air, Biscayne	1965-70	—	Including station wagons	—	—			60736	60236	x	1
Cavalier	1982-94	—	Including station wagons	—	—			60789	60289	x	1
Celebrity	1982-90	—	Including station wagons	—	—			60797	60297	x	1
Chevelle, El Camino	1964-66	—		—	—			60750	60250	x	1

Install Notes: (*) : 'X' = No Frame Drilling Required
(): Install Time (Hours)**

Air Lift® Cars, Trucks, Vans and SUVs



Air Lift® - Cars, Trucks, Vans and SUVs

Chevrolet

Automotive Applications Continued

Model	Year	Drive	Remarks	Front Kit	Front Repl.	*	**	Rear Kit	Rear Repl.	*	**
Chevelle, Malibu, Laguna	1973-83	—	Including station wagons	—	—			60733	60233	x	1
Chevelle, Malibu, SS, '300' Deluxe, Monte Carlo	1967-72	—	Excluding station wagons	—	—			60744	60244	x	1
El Camino	1967-87	—		—	—			60733	60233	x	1
Impala Sedan, SS	1994-96	—		—	—			60786	60286	x	1
Malibu, Malibu Max	2004-06	—		—	—			60776	60276	x	1
Monte Carlo	1973-88	—	Excluding SS	—	—			60733	60233	x	1
Monte Carlo SS	1984-88	—		—	—			60744	60244	x	1

SUV Applications

Model	Year	Drive	Remarks	Front Kit	Front Repl.	*	**	Rear Kit	Rear Repl.	*	**
Avalanche 1500	2002-14	2WD/4WD	Will not fit factory-installed auto-leveling option	—	—			60769	60269	x	1
Avalanche 2500	2002-06	4WD	Requires 6" between the tire and frame	—	—			59526	50256		2
Blazer	1969-91	4WD	Requires 6" between the tire and frame on rear kit	59512	50272		3	59501	50203		2
	1973-91	2WD	Requires 6" between the tire and frame on rear kit	81560	81260	x	1	59501	50203		2
Blazer, Tahoe 2 Door Only	1992-97	4WD		—	—			59518	50259		
Equinox	2005-06	2WD/4WD	Fits All Wheel Drive	—	—			60727	60227	x	1
Geo-Tracker 2 Door	1989-04	4WD		—	—			60793	60293	x	1
S-10 Blazer	1982-00	2WD	2-Door only	—	—			59535	50256		2
	1982-05	4WD	2-Door only	—	—			59535	50256		2
	1995-04	2WD/4WD	4-Door only	—	—			59536	50254		2
Suburban	1973-91	2WD	May require exhaust modification	81560	81260	x	1	57221	50201		2
		4WD	May require exhaust modification	59512	50272		3	57221	50201		2
Suburban 1500 1/2 Ton	2000-15	2WD/4WD	With coil springs; Will not fit factory-installed auto-leveling option	—	—			60769	60269	x	1
	1992-99	—		—	—			59518	50259		2
Suburban 2500 3/4 Ton	1992-99	2WD		—	—			57129	50252		2
		4WD		—	—			57217	50201		2
	2000-10	4WD	With leaf springs; Requires 6" between the tire and frame	—	—			59526	50256		2
Tahoe 4 Door Only	1995-00	2WD/4WD	With leaf springs rear	—	—			59518	50259		2
	2000-15	2WD/4WD	With coil springs; Will not fit factory-installed auto-leveling option	—	—			60769	60269	x	1
Trailblazer	2002-09	4WD	Except factory air spring option	—	—			60779	60279	x	1
Traverse	2008-15	FWD/4WD		—	—			60816	60316		

Truck Applications

Model	Year	Drive	Remarks	Front Kit	Front Repl.	*	**	Rear Kit	Rear Repl.	*	**
C-10 1/2 Ton Pickup	1973-87	2WD		81560	81260	x	1	59527	50203		2
		2WD	For heavy loads or commercial use; Requires 8" between the tire and frame	—	—			57215	50201		2
C-1500 1/2 Ton Pickup Extended Cab	1988-98	2WD	Requires 6" between the tire and frame	—	—			59501	50203		2
		2WD	For heavy loads or commercial use	—	—			57128	50252		2
C-1500 1/2 Ton Pickup Regular and Crew Cab	1988-98	2WD	Not extended cab; Requires 6" between the tire and frame	—	—			59501	50203		2
C-1500 1/2 Ton Pickup Regular and Crew Cab	1988-98	2WD	For heavy loads or commercial use; Not extended cab; With axle to frame dimension of 7.25" or less use kit #57128	—	—			57216	50201		2
C-20, C-30 3/4 and 1 Ton Pickup	1973-87	2WD	Requires 8" between the tire and	81560	81260	x	1	57215	50201		2
C-2500 3/4 Ton Pickup	1988-00	2WD	With axle to frame dimension of 7.25" or less use kit #57128	—	—			57216	50201		2

Install Notes: (*) : 'X' = No Frame Drilling Required
(**): Install Time (Hours)

Chevrolet
Truck Applications Continued

Model	Year	Drive	Remarks	Front Kit	Front Repl.	*	**	Rear Kit	Rear Repl.	*	**
C-3500 1 Ton	1988-00	2WD	Under 11,000 GVWR; Excl. 4" rear axle housing; With axle to frame dimension of 7.25" or less use kit #57128	—	—			57216	50201		2
Colorado Z71	2004-12	2WD/4WD		—	—			59539	50203	x	1
Colorado Z85	2004-12	4WD		—	—			59539	50203	x	1
Colorado	2015	2WD/4WD		—	—			59533	50291		2
Colorado Z85 and ZQ8	2004-09	2WD		—	—			59546	50254	x	1
K-10 1/2 Ton Pickup	1973-87	4WD	Requires 6" between the tire and frame	59512	50272		3	59501	50203		2
		4WD	For heavy loads or commercial use; Requires 8" between the tire and frame	—	—			57237	50201		2
K-1500 1/2 Ton Pickup	1988-98	4WD	Requires 6" between the tire and frame	—	—			59501	50203		2
		4WD	For heavy loads or commercial use; With axle to framedimension of 7.25" or less use kit #57128	—	—			57216	50201		2
K-20, K-30 3/4 and 1 Ton Pickup	1973-87	4WD	Requires 8" between the tire and frame.	59512	50272		3	57237	50201		2
K-2500 3/4 Ton Pickup	1988-00	4WD	With axle to frame dimension of 7.25" or less use kit #57128	—	—			57216	50201		2
K-3500 1 Ton	1988-00	4WD	Under 11,000 GVWR; Except 4" rear axle housing; With axle to frame dimension of 7.25" or less use kit #57128	—	—			57216	50201		2
S-10 Pickup	1994-04	4WD	All models without track bars	—	—			59531	50259		2
	1982-03	2WD	Without sport suspension	—	—			59529	50202		2
	1983-93	4WD		—	—			59529	50202		2
S-10 Pickup Xtreme/or with S-10 Sport Suspension	2000-03	2WD		—	—			59535	50256		2
Silverado 1500 Classic GMT 800 series	1999-07	2WD/4WD	Requires 6" between the tire and frame	—	—			59501	50203		2
Silverado 1500	2007-15	2WD/4WD	Fits 68.4" and 78" bed lengths only	—	—			59565	50203	x	1
		2WD/4WD	Fits 97.8" bed lengths only	—	—			59567	50203	x	1
Silverado 1500 HD	2001-05	2WD/4WD	Requires 6" between the tire and frame	—	—			59501	50203		2
		2WD/4WD	For heavy loads or commercial use	—	—			57250	50201	x	2
Silverado 2500 3/4 Ton Pickup	1999-04	2WD/4WD	Except 2500 HD; Will not fit with QuadraSteer	—	—			57250	50201	x	2
Silverado 2500 HD and 3500 1 Ton Pickup	2001-10	2WD/4WD	Except comm. cab & chassis; Will not fit with QuadraSteer	—	—			57275	50290	x	2
Silverado 2500 HD & 3500HD 1 Ton Pickup	2011-15	2WD/4WD	Fits single and dual wheel models. Will fit most side-mount fifth wheel hitch applicatins. Does not fit cab & chassis applications	—	—			57388	50297	x	1.5
Silverado 3500 Cab & Chassis	2001-10			—	—			57286	50290	x	1.5

Van Applications

Model	Year	Drive	Remarks	Front Kit	Front Repl.	*	**	Rear Kit	Rear Repl.	*	**
Astro Van	1985-95	—	All models with mono-leaf suspensions; may require exhaust modification	—	—			59504	50272		2
	1995-05	—	All models with steel multi-leaf suspension	—	—			59521	50269		2
Express G-1500 1/2 Ton Van	1996-02	—		—	—			59526	50256		2
Express G-2500 Heavy Duty	1996-14	—	Over 7,300 GVWR	—	—			57205	50252		2
Express G-2500 Light Duty	1996-02	—	7,300 GVWR and under	—	—			59526	50256		2
G-10 1/2 Ton Van	1970-95	—	59526 may not fit with rear air or heat	81560	81260	x	1	59526	50256		2
G-20, G-30 3/4 and 1 Ton Van	1970-95	—		81560	81260	x	1	57105	50284		2
G-3500 Commercial Chassis	1998-12	—		—	—			57245	50252	x	2
G-3500 Passenger Van Only	1996-14	—	Boxed Frame	—	—			57205	50252		2
Lumina APV Van	1990-96	—		—	—			60751	60251	x	1
Venture	1997-05	—		—	—			60748	60248	x	1

Install Notes: (*) : 'X' = No Frame Drilling Required
(): Install Time (Hours)**

Air Lift® Cars, Trucks, Vans and SUVs



Air Lift® - Cars, Trucks, Vans and SUVs

Chrysler

Automotive Applications

Model	Year	Drive	Remarks	Front Kit	Front Repl.	*	**	Rear Kit	Rear Repl.	*	**
Imperial, New Yorker, 5th Avenue, Landua and Salon	1990-94	—		—	—			60776	60276	x	1
LeBaron, LeBaron G.T.S., TC by Maserati	1982-95	—	Including LeBaron GTS station wagon	—	—			60776	60276	x	1
New Yorker, Town and Country	1984-89	—		—	—			60776	60276	x	1
PT Cruiser	2001-10	—		—	—			60788	60288	x	1

Van Applications

Model	Year	Drive	Remarks	Front Kit	Front Repl.	*	**	Rear Kit	Rear Repl.	*	**
Town and Country	1984-00	—	Except all wheel drive; no fit with rear air/heat lines behind axle	—	—			59520	50254		2
	2001-03	—	Except all wheel drive	—	—			59560	50254		2
	2005-06	—	Except all wheel drive	—	—			59547	50254		2
	2007	—	No fit due to suspension design change	—	—			—	—		
	2008-14	2WD		—	—			60814	60314		2
Aspen	2004-09	4WD		—	—			60808	60308		

Dodge

Automotive Applications

Model	Year	Drive	Remarks	Front Kit	Front Repl.	*	**	Rear Kit	Rear Repl.	*	**
400, 600 Daytona, Lancer	1982-94	—		—	—			60776	60276	x	1
Shadow	1987-94	—		—	—			60776	60276	x	1
Spirit and Dynasty	1990-94	—		—	—			60776	60276	x	1

SUV Applications

Model	Year	Drive	Remarks	Front Kit	Front Repl.	*	**	Rear Kit	Rear Repl.	*	**
Durango	1998-02	4WD		—	—			59529	50202		2
	2001-02	2WD		—	—			59503	50208		2
	2003-04	4WD	With leaf springs	—	—			59532	50254		2
	2004-09	4WD	With coil springs	—	—			60808	60308	x	1
	2011-14	AWD	Does not fit Durango Heat and RT applications	—	—			60824	60324	x	1
Nitro	2007-11	2WD/4WD	With coil springs	—	—			60820	60240		

Truck Applications

Model	Year	Drive	Remarks	Front Kit	Front Repl.	*	**	Rear Kit	Rear Repl.	*	**
D-150 1/2 Ton Pickup, W-100, 150 1/2 Ton Pickup	1969-93	2WD/4WD	Requires 6" between tire and frame	—	—			59501	50203		2
		—	For heavy loads or commercial use; Requires 8" between tire and frame	—	—			57215	50201		2
D-250 3/4 and 1 Ton Pickup	1969-93	2WD/4WD	Requires 8" between tire and frame	—	—			57215	50201		2
		2WD		—	—			59508	50203		2
Dakota	1987-04	4WD	Requires 6" between tire and frame	—	—			59501	50203		2
		2WD		—	—			59528	50202		2
		2WD/4WD		—	—			59555	50203		2
Dakota RT	2000-01	2WD	Requires 6" between tire and frame	—	—			59501	50203		2
Ram 1500 1/2 Ton Pickup	1994-01	2WD/4WD	Requires 6" between tire and frame. Front kit fits 2WD only	80765	80265	x	1	59501	50203		2
		2WD/4WD	For heavy loads or commercial use; Requires 8" between tire and frame	—	—			57215	50201		2
		2WD/4WD	Requires 6" between tire and frame	—	—			59551	50203		2
Ram 2500 3/4 Ton Pickup	2009-15	2WD/4WD		—	—			60818	60318	x	2
		2WD	2014 use rear coil springs	—	—			57297	50294	x	2
		4WD	2014 use rear coil springs	—	—			57295	50293	x	2

Install Notes: (*) : 'X' = No Frame Drilling Required
(**): Install Time (Hours)

Dodge

Truck Applications Continued

Model	Year	Drive	Remarks	Front Kit	Front Repl.	*	**	Rear Kit	Rear Repl.	*	**
	2014-15	2WD/4WD	Will fit most side-mount fifth wheel hitch applications	—	—			57289	50293	x	2
	1994-02	2WD/4WD	Requires 8" between tire and frame; Front kit fits 2WD only	80765	80265	x	1	57215	50201		2
Ram 3500	2003-13	2WD	Single and dual wheel	—	—			57297	50294	x	2
	2003-15	4WD	Single and dual wheel	—	—			57295	50293	x	2
Ram 3500 1 Ton Pickup	1994-02	2WD/4WD	Except comm. cab & chassis; Requires 8" between tire and frame; Front kit fits 2WD only	80765	80265	x	1	57215	50201		2
Ram 50	1979-93	2WD		—	—			59503	50208		2
Ramcharger	1974-93	2WD/4WD	Requires 6" between tire and frame	—	—			59501	50203		2
SRT-10	2004-06	2WD	With leaf springs under the axle only; Will fit custom truck only; Will fit custom truck manufactured from Dodge with Viper motor and leaf springs under the axle only — use standard kit for all trucks with leaf springs above the axle	—	—			59201	50261	x	1
W-250 3/4 and 1 Ton Pickup	1969-93	2WD/4WD	Requires 8" between tire and frame	—	—			57215	50201		2
W-350 1 Ton Pickup	1969-93	—	Requires 8" between tire and frame	—	—			57215	50201		2

Van Applications

Model	Year	Drive	Remarks	Front Kit	Front Repl.	*	**	Rear Kit	Rear Repl.	*	**
B-100, 150, 1500 1/2 Ton Van	1971-04	—		—	—			57105	50284		2
B-200, 250, 300, 2500, 3500 1/2, 3/4 and 1 Ton Van	1971-04	—		—	—			57105	50284		2
Caravan, Grand Caravan	2001-03	—	Except all wheel drive	—	—			59560	50254		2
	1984-00	—	Except all wheel drive; no fit with air/heat lines behind axle	—	—			59520	50254		2
	2005-06	—	Except all wheel drive	—	—			59547	50254		2
	2007-07	—	No fit due to suspension design change	—	—			—	—		
	2008-15	2WD		—	—			60814	60314		2
Freightliner/Mercedes Sprinter 2500 SRW	2003-14	—	Single rear wheel	—	—			57147	50252		1

Ford

Automotive Applications

Model	Year	Drive	Remarks	Front Kit	Front Repl.	*	**	Rear Kit	Rear Repl.	*	**
Crown Victoria	1988-06	—		—	—			60798	60298	x	1
Crown Victoria, Country Squire	1983-87	—		—	—			60769	60269	x	1
Focus Sedan	2000-06	—	Excluding station wagon	—	—			60723	60223	x	1
Focus Station Wagon	2000-06	—		—	—			60724	60224	x	1
Mustang	1979-04	—		—	—			60797	60297	x	1
	2005-14	—		—	—			60741	60341	x	1
Taurus SHO	2010-14	—		—	—			60821	60321		1
Taurus Station Wagon	1986-05	—		—	—			60776	60276	x	1
Thunderbird	1989-91	—		—	—			60789	60289	x	1
	1992-97	—		—	—			60776	60276	x	1

SUV Applications

Model	Year	Drive	Remarks	Front Kit	Front Repl.	*	**	Rear Kit	Rear Repl.	*	**
Bronco	1980-96	4WD	Requires 6" between tire and frame	80590	80290	x	2	59501	50203		2
Bronco II	1983-90	4WD	Requires 6" between tire and frame	80777	80277	x	2	59501	50203		2
Edge	2007-15	2WD/4WD		—	—			60819	60319		3.5
Escape	2001-12	2WD/4WD		—	—			60796	60296	x	1
Excursion	2000-04	2WD		80590	80290	x	2	57132	50252	x	2

Install Notes: (*) : 'X' = No Frame Drilling Required

() : Install Time (Hours)**

Air Lift® Cars, Trucks, Vans and SUVs



Air Lift® - Cars, Trucks, Vans and SUVs

Ford

SUV Applications Continued

Model	Year	Drive	Remarks	Front Kit	Front Repl.	*	**	Rear Kit	Rear Repl.	*	**
Excursion	2000-05	4WD		57154	50252		2	57340	50251		2
Expedition	1997-02	4WD		—	—			61792	61292	x	1
Explorer	1991-94	4WD		80777	80277	x	2	59506	50254		2
	1995-97	2WD	Without automatic ride control option	—	—			59514	50260		2
	1995-01	4WD	Without automatic ride control option	—	—			59514	50260		2
	2002-08	—	No fit due to suspension design change	—	—			—	—		
	2011-15	—	Fits D3 and D4 chassis	—	—			60821	60321		1
Explorer Sport	1998-01	4WD		—	—			59514	50260		2
Explorer Sport Trac	2001-05	4WD		—	—			59534	50262		2
Flex	2009-14	2WD/AWD		—	—			60821	60321		1

Ford

Truck Applications

Model	Year	Drive	Remarks	Front Kit	Front Repl.	*	**	Rear Kit	Rear Repl.	*	**
F-100, 150 1/2 Ton Pickup	1968-96	2WD	Requires 6" between tire and frame	80590	80290	x	2	59501	50203		2
		2WD	For heavy loads or commercial use; Requires 8" between tire and frame	—	—			57215	50201		2
	1966-79	4WD	Requires 6" between tire and frame	80523	80223		2	59501	50203		2
		4WD	For heavy loads or commercial use; Requires 8" between tire and frame	—	—			57215	50201		2
1980-96	4WD	Requires 6" between tire and frame	80590	80290	x	2	59501	50203		2	
	4WD	For heavy loads or commercial use; Requires 8" between tire and frame	—	—			57215	50201		2	
F-150 1/2 Ton Pickup	2010-14	2WD/4WD	New body, excludes Heritage models and 2010 150 Raptor	—	—			59568	50203	x	1
	2015	2WD		—	—			57268	50205	x	2
		4WD		—	—			57284	50205	x	2
2004-09	2WD/4WD	New body, excludes Heritage models and 2010 150 Raptor	—	—			59544	50270	x	1	
F-150 including Heritage	1997-04	2WD/4WD	With 5th wheel hitch; Requires 6" between tire and frame	—	—			59542	50203		2
F-150 including Heritage 1/2 Ton Pickup	1997-04	2WD/4WD	Including Lightning & Harley-Davidson; Requires 6" between tire and frame; Short box, extended cab, with fifth wheel hitch use kit #59542 instead	—	—			59501	50203		2
F-250 3/4 Ton Pickup	1969-79	2WD	Under 7,500 GVWR; Requires 8" between tire and frame	80590	80290	x	2	57215	50201		2
		2WD	7,500 GVWR & Over; Requires 8" between tire and frame	80531	80231	x	2	57215	50201		2
	1980-96	2WD	Requires 8" between tire and frame	80590	80290	x	2	57215	50201		2
	1980-97	4WD	97 Heavy Duty Over 8,600 GVWR Only; Requires 8" between tire and frame	59511	50203		3	57215	50201		2
F-250 Heavy Duty 3/4 Ton Pickup	1997-97	2WD	7,500 GVWR & Over; Requires 8" between tire and frame	80590	80290	x	2	57215	50201		2
F-250 Light Duty 3/4 Ton Pickup	1997-98	2WD/4WD	Under 7,500 GVWR	—	—			57215	50201		2
F-250 Super Duty 3/4 Ton Pickup	1999-04	2WD	8,800 GVWR; Requires 8" between tire and frame	80590	80290	x	2	57215	50201		2
F-250 and F-350	1999-07	2WD/4WD	Only fits B&W hitch part #1105 and #1199R in 49" position with minor modifications to both B&W and Air Lift's upper brackets. (Front kit - Refer to the listing directly above or the two directly below based on model yr. & drive)	(See note)	—	x	1	57291	50201	x	2
			With Reese 5th wheel hitch except Reese "Signature Series" or Reese hitches with custom railkit installations. Front kit fits 4WD only	80537	80237	x	1	57212	50201		2

Install Notes: (*) 'X' = No Frame Drilling Required

(**): Install Time (Hours)

Ford
Truck Applications Continued

Model	Year	Drive	Remarks	Front Kit	Front Repl.	*	**	Rear Kit	Rear Repl.	*	**
F-250, F-350 & F-450 Underframe Mounting w/In Bed Hitch Appl.	2011-15	2WD	Fits single rear wheel (SRW) and dual rear wheel (DRW) models. Will fit most side-mount fifth wheel hitch applications.	80537	80237	x	1	57395	50201	x	3
		4WD	Fits single rear wheel (SRW) and dual rear wheel (DRW) models. Will fit most side-mount fifth wheel hitch applications.	80537	80237	x	1	57396	50201	x	3
F-250 and F-350 Super Duty 3/4 & 1 Ton Pickup	1999-04	2WD/4WD	Requires 8" between tire and frame; Front kit fits 4WD only	57154	50252		2	57215	50201	2	2
F-250 and F-350 Super Duty	1971-04	2WD/4WD	With Reese 5th wheel hitch	—	—			57298	50201	2	2
	2005-10	2WD/4WD	With Reese 5th wheel hitch except Reese "Signature Series" or Reese hitches with custom railkit installations	—	—			57212	50201	2	2
F-250 and F-350 Underframe Mounting w/ Fifth Wheel & Dual Rear Wheel (DRW)	2005-10	2WD/4WD	Fits single rear wheel (SRW) Hitch Applications models. Will fit most side-mount fifth wheel hitch applications	—	—			57394	50201	3	3
F-350 1 Ton Pickup	1970-79	2WD	Requires 8" between tire and frame	80531	80231	x	2	57215	50201		2
	1980-97	4WD	Excl. Super HD chassis; Requires 8" between tire and frame; Will not fit with stabilizer bar	59511	50203		3	57215	50201		2
F-350 Super Duty 1 Ton Pickup	1999-04	2WD	Requires 8" between tire and frame	80590	80290	x	2	57215	50201		2
		2WD	11,200 GVWR & Under; Requires 8" between tire and frame	80590	80290	x	2	57215	50201		2
F-450, F-550 Commercial Vehicle Underframe mount	1994-04	2WD/4WD	Requires 9" between tire and frame	57154	50252	x	2	57345	50229		2
	2011-14	2WD	Will fit most side-mount fifth wheel applications, Does not fit cab & chassis	80537	80237		1	57395	50201	x	3
		4WD	Will fit most side-mount fifth wheel applications, Does not fit cab & chassis	80537	80237		1	57396	50201	x	3
		2WD/4WD	Requires 9" between tire and frame, typically sold as cab and chassis (straight frame)	80539	80239		2	57345	50229		2
F-450 Pickup Ranger	2008-10	2WD/4WD	Front kit fits 4WD only	80537	80237	x	1	57347	50201	x	1
	1983-94	4WD		80777	80277	x	2	59516	50259		2
	1995-97	2WD		80777	80277	x	2	59516	50259		2
	1998-11	4WD		80754	80254	x	2	—	—		2
		2WD/4WD		—	—			59516	50259		2

Van Applications

Model	Year	Drive	Remarks	Front Kit	Front Repl.	*	**	Rear Kit	Rear Repl.	*	**
Aerostar	1986-97	—		—	—			60738	60238	x	1
E-150 1/2 Ton Van	1996-14	—	Requires 6" between tire and frame	80545	80245	x	1	59526	50256		2
E-250, E-350 3/4 and 1 Ton Van	1975-14	—		80545	80245	x	1	57125	50284		2
E-450, E-Super Duty Commercial Chassis	1996-11	2WD	57242 is a side mount kit. If propane or other lines interfere with mount the upper bracket use 57131 kit.	80531	80231		1	57242	50251		2
Freestar	2004-07	—		—	—			60702	60202	x	1
Transit Connect	2010-13	—		—	—			59569	50711		1.5
Windstar	1994-03	—		—	—			60799	60299	x	1

GMC
SUV Applications

Model	Year	Drive	Remarks	Front Kit	Front Repl.	*	**	Rear Kit	Rear Repl.	*	**
Acadia	2007-15	FWD/AWD	Fits front and all wheel drive	—	—			60816	60316		2
Envoy	2002-09	4WD	Except factory air spring option	—	—			60779	60279	x	1
Jimmy	1969-91	4WD	Requires 6" between tire and frame	59512	50272		3	59501	50203		2
	1973-91	2WD	Requires 6" between tire and frame	81560	81260	x	1	59501	50203		2

Install Notes: (*) : 'X' = No Frame Drilling Required
(): Install Time (Hours)**

Air Lift® Cars, Trucks, Vans and SUVs



Air Lift® - Cars, Trucks, Vans and SUVs

GMC

SUV Applications Continued

Model	Year	Drive	Remarks	Front Kit	Front Repl.	*	**	Rear Kit	Rear Repl.	*	**
S-15 Jimmy 2 Door Only	1982-00	2WD		—	—			59535	50256		2
	1983-02	4WD		—	—			59535	50256		2
S-15 Jimmy 4 Door Only Suburban	1995-02	2WD/4WD		—	—			59536	50254		2
	1973-91	2WD	May require exhaust modification	81560	81260	x	1	57221	50201		2
	1973-91	4WD	May require exhaust modification	59512	50272		3	57221	50201		2
Suburban 1500 1/2 Ton	1992-99	2WD/4WD		—	—			59518	50259		2
Suburban 2500 3/4 Ton	1992-99	2WD		—	—			57129	50252		2
		4WD		—	—			57217	50201		2
	2000-10	4WD	With leaf springs; Requires 6" between the tire and frame	—	—			59526	50256		2
Yukon 2 Door Only	1992-97	4WD		—	—			59518	50259		2
Yukon 4 Door	1995-00	2WD/4WD	With leaf springs	—	—			59518	50259	x	2
Yukon or Yukon XL 1500	2000-15	2WD/4WD	With coil springs; Will not fit factory-installed auto-leveling option	—	—			60769	60269	x	1
Yukon XL 2500 3/4 Ton	2000-09	4WD	With leaf springs; Requires 6" between tire and frame	—	—			59526	50256		2

Truck Applications

Model	Year	Drive	Remarks	Front Kit	Front Repl.	*	**	Rear Kit	Rear Repl.	*	**
C and K -1500 & K-1500 1/2 Ton Pickup Regular Cab	1988-98	2WD/4WD	For heavy loads or commercial use; With axle to frame dimension of 7.25" or less use kit #57128	—	—			57216	50201		2
		2WD/4WD	Requires 6" between tire and frame	—	—			59501	50203		2
C and K-2500 3/4 Ton Pickup	1988-00	2WD/4WD	With axle to frame dimension of 7.25" or less use kit #57128	—	—			57216	50201		2
C-1500 1/2 Ton Pickup	1973-87	2WD		81560	81260	x	1	59527	50203		2
		—	For heavy loads or commercial use; Requires 8" between tire and frame	—	—			57215	50201		2
C-1500 1/2 Ton Pickup Extended Cab	1988-98	2WD	Requires 6" between tire and frame	—	—			59501	50203		2
		—	For heavy loads or commercial use	—	—			57128	50252		2
C-2500 3/4 Ton Pickup	1973-87	2WD	Requires 8" between tire and frame	81560	81260	x	1	57215	50201		2
C-3500 1 Ton Pickup	1968-87	2WD	Requires 8" between tire and frame	81560	81260	x	1	57215	50201		2
	1988-00	2WD/4WD	Under 11,000 GVWR; Except 4" rear axle housing; With axle to frame dimension of 7.25" or less use kit #57128	—	—			57216	50201		2
Canyon Z71	2004-12	2WD		—	—			59539	50203		1
Canyon Z85	2004-06	2WD		—	—			59546	50254	x	1
Canyon Z71, Z85	2004-12	4WD		—	—			59539	50203	x	1
Canyon	2015	2WD/4WD		—	—			59533	50292		2
K-1500 1/2 Ton Pickup	1973-87	4WD	For heavy loads or commercial use; Requires 8" between tire and frame	—	—			57237	50201		2
		—	Requires 6" between tire and frame	59512	50272		3	59501	50203		2
K-2500 3/4 Ton Pickup	1973-87	4WD	Requires 8" between tire and frame	59512	50272		3	57237	50201		2
K-3500 1 Ton Pickup	1973-87	4WD	Requires 8" between tire and frame	59512	50272		3	57237	50201		2
S-15 Pickup, Sonoma	1983-93	4WD	All models	—	—			59529	50202		2
	1982-03	2WD		—	—			59529	50202		2
	1994-04	4WD	All models without track bar	—	—			59531	50259		2
	1999-07	2WD/4WD	Requires 6" between tire and frame	—	—			59501	50203		2
Sierra 1500	2007-15	2WD/4WD	Fits 69.3" and 78" bed lengths only (Does not fit work truck models)	—	—			59565	50203	x	1
		2WD/4WD	Fits 97.8" bed lengths only	—	—			59567	50203	x	1
Sierra 1500 HD	2001-08	2WD/4WD	Requires 6" between tire and frame	—	—			59501	50203		2
		—	For heavy loads or commercial use	—	—			57250	50201	x	2
Sierra 2500 3/4 Ton Pickup	1999-04	2WD/4WD	Except 2500 HD; Will not fit with QuadraSteer	—	—			57250	50201	x	2

Install Notes: (*) 'X' = No Frame Drilling Required

(**): Install Time (Hours)

GMC

Truck Applications Continued

Model	Year	Drive	Remarks	Front Kit	Front Repl.	*	**	Rear Kit	Rear Repl.	*	**
Sierra 2500 HD and 3500 1 Ton Pickup	2001-10	2WD/4WD	Except comm. cab & chassis; Will not fit with Quadrateer	—	—			57275	50290	x	2
Sierra 3500 Commercial Cab & Chassis	2001-10			—	—			57286	50290	x	1.5
Sierra 2500 HD & 3500HD 1 Ton Pickup	2011-15	2WD/4WD	Fits single and dual wheel models. Will fit most side-mount fifth wheel hitch applicatins. Does not fit cab & chassis applications	—	—			57338	50297	x	1.5

Van Applications

Model	Year	Drive	Remarks	Front Kit	Front Repl.	*	**	Rear Kit	Rear Repl.	*	**
G-15 1/2 Ton Van	1970-95	—	Requires 6" between tire and frame; May not fit with rear air/heat	81560	81260	x	1	59526	50256		2
G-25, G-35 3/4 and 1 Ton Van	1970-95	—		81560	81260	x	1	57105	50284		2
Safari Van	1985-95	—	With mono-leaf suspension; May require exhaust modification	—	—			59504	50272		2
Safari Van	1995-04	—	With steel multi-leaf suspensions	—	—			59521	50269		2
Savana G-1500 1/2 Ton Van	1996-02	—	Requires 6" between tire andframe	—	—			59526	50256		2
Savana G-2500	1996-02	—	Requires 6" between tire and frame; 7,300 GVWR and under	—	—			59526	50256		2
Savana G-2500 and G-3500	1996-14	—	Passenger van only; Boxed frame	—	—			57205	50252		2

Honda

SUV Applications

Model	Year	Drive	Remarks	Front Kit	Front Repl.	*	**	Rear Kit	Rear Repl.	*	**
Odyssey	1999-04	—		—	—			60740	60240	x	1
	2005-15	FWD/AWD	Fits front and all wheel drive	—	—			60815	60315		2
Passport	1998-02	—		—	—			60797	60297	x	1
Pilot	2003-04	—		—	—			60740	60240	x	1
	2005-09	FWD/AWD	Fits front and all wheel drive	—	—			60815	60315		2

Hummer

SUV Applications

Model	Year	Drive	Remarks	Front Kit	Front Repl.	*	**	Rear Kit	Rear Repl.	*	**
Hummer H2/SUT Truck	2003-09	4WD		—	—			60769	60269	x	1
Hummer H3/H3 Truck	2006-10	4WD		—	—			59563	50203	x	1

Hyundai

SUV Applications

Model	Year	Drive	Remarks	Front Kit	Front Repl.	*	**	Rear Kit	Rear Repl.	*	**
Santa-Fe	2001-06	—		—	—			60727	60227	x	1

Infiniti

SUV Applications

Model	Year	Drive	Remarks	Front Kit	Front Repl.	*	**	Rear Kit	Rear Repl.	*	**
QX4	1997-04	4WD		—	—			60742	60242	x	1

Install Notes: (*) : 'X' = No Frame Drilling Required

(**): Install Time (Hours)

Air Lift® Cars, Trucks, Vans and SUVs



Air Lift® - Cars, Trucks, Vans and SUVs

Isuzu

SUV Applications

Model	Year	Drive	Remarks	Front Kit	Front Repl.	*	**	Rear Kit	Rear Repl.	*	**
Amigo	1990-93	—		—	—			59503	50208		2
	1998-99	—		—	—			60797	60297	x	1
Axon	2002-04	—		—	—			60797	60297	x	1
Rodeo	1991-94	—		—	—			59503	50208		2
	1998-03	—		—	—			60797	60297	x	1
Trooper	1992-02	—		—	—			60783	60283	x	1
Trooper II	1985-91	—		—	—			59503	50208		2
Vehicross	1999-99	—		—	—			60797	60297	x	1

Truck Applications

Model	Year	Drive	Remarks	Front Kit	Front Repl.	*	**	Rear Kit	Rear Repl.	*	**
Pickup	1980-94	2WD		—	—			59529	50202		2
	1995-95	—		—	—			59502	50255		2
Pickup, Hombre	1996-00	2WD		—	—			59529	50202		2

Jeep/Eagle

SUV Applications

Model	Year	Drive	Remarks	Front Kit	Front Repl.	*	**	Rear Kit	Rear Repl.	*	**
CJ Series and Scrambler	1972-86	—		—	—			59503	50208		2
Commander	2006-10	—		—	—			60811	60311	x	1
Custom and Grand Wagoneer	1984-91	—		—	—			59507	50269		2
Eagle Summit	1992-93	—	Station wagon only	—	—			60776	60276	x	1
Grand Cherokee	1999-04	—		—	—			60754	60254	x	1
	2005-10	4WD	Does not fit SRT models	—	—			60811	60311	x	1
	2011-15	2WD/4WD	Does not fit Jeep Quadra-Lift and SRT-8 vehicles	—	—			60825	60325	x	1
Grand Wagoneer, Grand Cherokee Liberty	1992-98	—	Except "Up Country" models	80702	80202	x	2	60795	60295	x	1
	2002-07	2WD/4WD		—	—			60777	60277	x	1
	2008-12	2WD/4WD		—	—			60820	60240		2
Wagoneer, Cherokee	1992-02	—	Also fits Sport model	—	—			59507	50269		2
Wrangler (including Rubicon)	1997-06	—		80702	80202	x	2	60811	60311		1
Wrangler	2007-15	2WD/4WD	Including Unlimited 4-door	—	—			60817	60317	x	1
XJ-Wagoneer, XJ-Cherokee, Pioneer	1984-91	—		80702	80202	x	2	59507	50269		2

Truck Applications

Model	Year	Drive	Remarks	Front Kit	Front Repl.	*	**	Rear Kit	Rear Repl.	*	**
Comanche	1986-93	—		80702	80202	x	2	59503	50208		2

Kia

SUV Applications

Model	Year	Drive	Remarks	Front Kit	Front Repl.	*	**	Rear Kit	Rear Repl.	*	**
Sorento	2003-06	—		—	—			60792	60292	x	1
Sportage	1997-03	—		—	—			60752	60252	x	1

Van Applications

Model	Year	Drive	Remarks	Front Kit	Front Repl.	*	**	Rear Kit	Rear Repl.	*	**
Sedona Van	2002-05	—		—	—			60763	60263	x	1

Install Notes: (*) : 'X' = No Frame Drilling Required
(**): Install Time (Hours)

LandRover

SUV Applications

Model	Year	Drive	Remarks	Front Kit	Front Repl.	*	**	Rear Kit	Rear Repl.	*	**
Defender	1994-97	—	USA only	—	—			61741	61241	x	2

Lexus

SUV Applications

Model	Year	Drive	Remarks	Front Kit	Front Repl.	*	**	Rear Kit	Rear Repl.	*	**
LX 450-470	1996-02	—		—	—			60728	60228	x	1

Lincoln

Automotive Applications

Model	Year	Drive	Remarks	Front Kit	Front Repl.	*	**	Rear Kit	Rear Repl.	*	**
Continental	1982-88	—	Excl. vehicles w/factory air suspension	—	—			60783	60283	x	1
Mark VII	1984-87	—	Excl. vehicles w/factory air suspension	—	—			60783	60283	x	1
Towncar	1980-89	—		—	—			60769	60269	x	1

Truck Applications

Model	Year	Drive	Remarks	Front Kit	Front Repl.	*	**	Rear Kit	Rear Repl.	*	**
Mark LT	2005-09	—		—	—			59544	50270	x	1
MKX	2007-15	2WD/4WD		—	—			60819	60319		3.5
MKS	2010-14	2WD/4WD		—	—			60821	60321		1
MKT	2010-14	2WD/4WD		—	—			60821	60321		1

Mazda

SUV Applications

Model	Year	Drive	Remarks	Front Kit	Front Repl.	*	**	Rear Kit	Rear Repl.	*	**
Navajo	1991-94	4WD		80777	80277	x	1	59506	50254		2
Tribute	2001-12	2WD/4WD		—	—			60796	60296	x	1

Truck Applications

Model	Year	Drive	Remarks	Front Kit	Front Repl.	*	**	Rear Kit	Rear Repl.	*	**
Pickup	1972-93	2WD/4WD	All models	—	—			59503	50208		2
	1994-97	2WD	All models	80777	80277	x	1	59516	50259		2
		4WD	All models	80754	80254	x	1	59516	50259		2
	1998-10	2WD/4WD	All models	—	—			59516	50259		2

Van Applications

Model	Year	Drive	Remarks	Front Kit	Front Repl.	*	**	Rear Kit	Rear Repl.	*	**
MPV Van	1989-95	—		—	—			60759	60259	x	1
	1996-98	—		—	—			60776	60276	x	1

Mercury

Automotive Applications

Model	Year	Drive	Remarks	Front Kit	Front Repl.	*	**	Rear Kit	Rear Repl.	*	**
Cougar	1989-91	—		—	—			60789	60289	x	1
Cougar	1992-97	—		—	—			60776	60276	x	1
Grand Marquis	1998-06	—		—	—			60798	60298	x	1
Grand Marquis, Colony Park	1983-97	—	Including station wagon	—	—			60769	60269	x	1
Sable Station Wagon	1986-05	—		—	—			60776	60276	x	1
Monterey	2004-07	—		—	—			60702	60702	x	1
Mountaineer	1996-01	2WD/4WD	Without automatic ride control option	—	—			59514	50260		2
Villager	1993-02	—		—	—			59510	50255		2

Install Notes: (*) : 'X' = No Frame Drilling Required

(**): Install Time (Hours)

Air Lift® Cars, Trucks, Vans and SUVs



Air Lift® - Cars, Trucks, Vans and SUVs

Mitsubishi

SUV Applications

Model	Year	Drive	Remarks	Front Kit	Front Repl.	*	**	Rear Kit	Rear Repl.	*	**
Expo	1992-93	—		—	—			60776	60276	x	1
Montero	1990-00	—		—	—			60747	60247	x	1
Montero Sport	1997-98	4WD		—	—			59503	50208		2
	1999-04	—		—	—			60747	60247	x	1
Raider	2006-10	2WD/4WD		—	—			59555	50203		2

Truck Applications

Model	Year	Drive	Remarks	Front Kit	Front Repl.	*	**	Rear Kit	Rear Repl.	*	**
Pickup	1983-93	2WD		—	—			59529	50202		2

Nissan

SUV Applications

Model	Year	Drive	Remarks	Front Kit	Front Repl.	*	**	Rear Kit	Rear Repl.	*	**
Frontier	1998-98	2WD		—	—			59503	50208		2
	1998-00	4WD		—	—			59506	50254		2
Murano	2003-14	2WD/4WD		—	—			60774	60274	x	1
Pathfinder	1987-95	4WD		—	—			60783	60283	x	1
	1996-04	—		—	—			60742	60242	x	1
	2005-12	—		—	—			60810	60310	x	1
Pathfinder Armada	2004-06	4WD		—	—			60807	60307	x	1
Quest	1993-02	—		—	—			59510	50255		2
	2004-08	2WD		—	—			60806	60306	x	1
Xterra	2005-14	4WD		—	—			59562	50259		1

Truck Applications

Model	Year	Drive	Remarks	Front Kit	Front Repl.	*	**	Rear Kit	Rear Repl.	*	**
Pickup	1969-97	2WD		—	—			59529	50202		2
		4WD		—	—			59506	50254		2
Titan	2004-14	2WD/4WD		—	—			59554	50256		1

Oldsmobile

Automotive Applications

Model	Year	Drive	Remarks	Front Kit	Front Repl.	*	**	Rear Kit	Rear Repl.	*	**
Achieva	1992-98	—		—	—			60789	60289	x	1
Aurora	1995-04	—		—	—			60776	60276	x	1
Custom Cruiser Station Wagon	1977-93	—		—	—			60755	60255	x	1
	1984-95	FWD		—	—			60797	60297	x	1
Cutlass	1964-66	—	Including station wagon and Vista Cruiser	—	—			60750	60250	x	1
Cutlass Calais	1985-91	FWD		—	—			60789	60289	x	1
	1982-96	—		—	—			60797	60297	x	1
Cutlass, Cutlass Supreme, Calais	1973-87	—	Excluding station wagon	—	—			60733	60233	x	1
Cutlass, F-85, 442	1967-72	—	Excluding station wagon	—	—			60744	60244	x	1
Delta 88, 98, Regency	1985-99	FWD		—	—			60798	60298	x	1
LS Sedan	1996-99	—		—	—			60798	60298	x	1

SUV Applications

Model	Year	Drive	Remarks	Front Kit	Front Repl.	*	**	Rear Kit	Rear Repl.	*	**
Bravada	1991-94	—		—	—			59503	50208		2
	2002-04	—	Except factory air spring option	—	—			60779	60279	x	1
Bravada, 4 Door	1996-01	—	No fit for '97	—	—			59536	50254		3

Install Notes: (*) 'X' = No Frame Drilling Required
(**): Install Time (Hours)

Oldsmobile

Van Applications

Model	Year	Drive	Remarks	Front Kit	Front Repl.	*	**	Rear Kit	Rear Repl.	*	**
Silhouette	1990-96	—		—	—			60751	60251	x	1
Silhouette APV	1997-04	—		—	—			60748	60248	x	1

Plymouth

Automotive Applications

Model	Year	Drive	Remarks	Front Kit	Front Repl.	*	**	Rear Kit	Rear Repl.	*	**
Acclaim	1989-95	—		—	—			60776	60276	x	1
Reliant	1981-94	—		—	—			60776	60276	x	1
Sundance	1987-93	—		—	—			60776	60276	x	1

Van Applications

Model	Year	Drive	Remarks	Front Kit	Front Repl.	*	**	Rear Kit	Rear Repl.	*	**
Voyager, Grand Voyager	1984-00	—	Except all wheel drive; no fit with rear air/heat lines behind axle	—	—			59520	50254		2
	2001-03	—	Except all wheel drive	—	—			59560	50254		2

Pontiac

Automotive Applications

Model	Year	Drive	Remarks	Front Kit	Front Repl.	*	**	Rear Kit	Rear Repl.	*	**
6000	1982-91	—		—	—			60797	60297	x	1
Bonneville	1987-99	FWD		—	—			60798	60298	x	1
	2000-05	—		—	—			60776	60276	x	1
Firebird, Trans Am	1982-02	—		—	—			60797	60297	x	1
Grand Am	1985-98	—		—	—			60789	60289	x	1
Grand Am, Grand LeMans, LeMans	1973-82	—	Including station wagon	—	—			60733	60233	x	1
Grand Prix	1965-68	—		—	—			60733	60233	x	1
	1969-72	—		—	—			60744	60244	x	1
	1973-87	—		—	—			60733	60233	x	1
J-2000, Sunbird	1982-94	—	Including station wagon	60789	60289	x	1	—	—		1
LeMans	1988-92	—		60789	60289	x	1	—	—		1
LeMans, Tempest, GTO, GT37	1967-72	—	Excluding station wagon	60744	60244	x	1	—	—		1
Safari Station Wagon	1987-89	—		60755	60255	x	1	—	—		1
Tempest, GTO	1964-66	—	Including station wagon	60750	60250	x	1	—	—		1

Van Applications

Model	Year	Drive	Remarks	Front Kit	Front Repl.	*	**	Rear Kit	Rear Repl.	*	**
Transport APV Van	1990-96	—		60751	60251	x	1	—	—		1
Transport APV Van, Montana	1997-05	—		60748	60248	x	1	60748	—		1

Saturn

Van Applications

Model	Year	Drive	Remarks	Front Kit	Front Repl.	*	**	Rear Kit	Rear Repl.	*	**
Outlook	2007-11	FWD/AWD	Fits front and all wheel drive	60816	60316		2	60816	—		2
Vue	2002-06	—		60727	60227	x	1	60727	—		1
	2007-08	—	No fit due to suspension design change	—	—			—	—		

Scion

SUV Applications

Model	Year	Drive	Remarks	Front Kit	Front Repl.	*	**	Rear Kit	Rear Repl.	*	**
Scion XB	2005-06	—		—	—			60774	60274	x	1
	2008-14	—		—	—			60823	60323	x	1

Install Notes: (*): 'X' = No Frame Drilling Required

(**): Install Time (Hours)

Air Lift® Cars, Trucks, Vans and SUVs



Air Lift® - Cars, Trucks, Vans and SUVs

Suzuki

Van Applications

Model	Year	Drive	Remarks	Front Kit	Front Repl.	*	**	Rear Kit	Rear Repl.	*	**
Grand Vitara, Vitara, XL-7	1999-05	4WD		—	—			60793	60293	x	1
Sidekick, 2 Door	1989-98	—		—	—			60793	60293	x	1

Toyota

SUV Applications

Model	Year	Drive	Remarks	Front Kit	Front Repl.	*	**	Rear Kit	Rear Repl.	*	**
4 Runner	1990-95	4WD		—	—			60812	60312	x	1
	1996-02	2WD/4WD		—	—			60743	60243	x	1
	2003-11	4WD		—	—			60809	60309	x	1
FJ Cruiser	2007-14	4WD		—	—		60809	60309		2	
Land Cruiser	1979-90	—		—	—			59102	50272		2
	1991-06	—		—	—			60728	60228	x	1
RAV4	1996-00	2WD/4WD		—	—			60789	60289	x	1
Sequoia	2001-07	2WD/4WD		—	—			60812	60312	x	1
Sequoia SR-5	2008-10	2WD/4WD		—	—			60786	60280	x	1
Sequoia	2011-14	4WD	Does not fit Platinum platforms with air suspension	—	—			60826	60326	x	1
Tacoma Pre-Runner	2005-12	2WD	Axle below leaf spring	—	—			59561	50254	x	1

Truck Applications

Model	Year	Drive	Remarks	Front Kit	Front Repl.	*	**	Rear Kit	Rear Repl.	*	**	
Extended Cab Pickup Pickup	1969-95	4WD		—	—			59517	50254		2	
	1969-95	2WD		—	—			59502	50255		2	
		4WD	Except extended cab	—	—			59502	50255		2	
T-100 Pickup	1993-98	4WD		—	—			59503	50208		2	
		2WD	All models	—	—			59502	50255		2	
Tacoma	2005-14	2WD	Will not fit Pre-Runner, X-Runner or any modles with a rear sway bar	—	—			59564	50256		1	
		1995-04	2WD	All models	—	—			59503	50208		2
			4WD	All models	—	—			59537	50256		2
Tundra	2005-15	4WD	All models	—	—			59561	50254	x	1	
	2000-06	2WD/4WD		—	—			59530	50291		1	
	2007-14	2WD/4WD	No kits available due to interference with bump stop	—	—			—	—	—	—	

Van Applications

Model	Year	Drive	Remarks	Front Kit	Front Repl.	*	**	Rear Kit	Rear Repl.	*	**
Previa	1991-96	—	All models	—	—			60739	60239		1
Sienna	1998-03	—		—	—			60739	60285	x	1
	2004-15	2WD/AWD		—	—			60732	60232	x	1

Volkswagen

SUV Applications

Model	Year	Drive	Remarks	Front Kit	Front Repl.	*	**	Rear Kit	Rear Repl.	*	**
Routan	2008-15	2WD		—	—			60814	60314		2

Van Applications

Model	Year	Drive	Remarks	Front Kit	Front Repl.	*	**	Rear Kit	Rear Repl.	*	**
EuroVan	1985-03	—		—	—			60789	60289	x	1

Install Notes: (*) 'X' = No Frame Drilling Required
(**): Install Time (Hours)

Chevrolet

Model	Year	Remarks	Front Kit	Front Repl.	*	**	Rear Kit	Rear Repl.	*	**
G-30 Class "C"	1970-1995		81560	81260	x	1	57105	50284		2
G-3500 Class Cutaway Chassis	1998-2012	No kit for "96-97"	—	—			57245	50252	x	2
G-4500 Class Cutaway Chassis	2009-2012		—	—			57245	50252	x	2
GP-30 Cutaway Chassis	1993-1995		81560	81260	x	1	57203	50284	x	2
5500 Cutaway Chassis/C4500	2004-2009		—	—			57292	50329		2
W20/W22/W24	2002-2009		GVWR 20,000-24,000	57101	50252		1	57202	50201	
Workhorse W-18	2002-2009	18,000 GVWR only	81560	81260	x	1	57362	50229		2
Workhorse W-16	2005-2009	10,500-17,000 GVWR	81560	—			57219	—		
P-30, P-32	1993-2005	Over 14,500 GVWR	81560	81260	x	1	57219	50201		2
	1963-1999	93-'99 14,500 GVWR and under	81560	81260	x	1	57203	50284	x	2

Dodge

Model	Year	Remarks	Front Kit	Front Repl.	*	**	Rear Kit	Rear Repl.	*	**
B-350 Class "C"	1971-1994		—	—			57105	50284		2
M-300, M-400, M-500, M-600 Class "A"	1973-1982		—	—			57214	50211		2

Ford

Model	Year	Remarks	Front Kit	Front Repl.	*	**	Rear Kit	Rear Repl.	*	**
E-350 Class "C"	1975-2013		80545	80245	x	2	57138	50284		2
E-450 Super Duty Class "C"	1996-2008	14,050 and above GVWR; Under frame kit	80531	80231	x	2	57131	50201	x	2
	1996-2014	Side mount kit for maximum load & stability; Requires 8" between tire and frame	80531	80231	x	2	57242	50251	x	2
F-53 Class "A"	1998-2008	Does not fit 26,000 GVWR	57140	50252		2	57410	50229		2
	2009-2014	Does not fit 24 to 26,000 GVWR	57240	50264		1.5	57344	50251		2
	1990-1997		57140	50252		2	57208	50201		2

Oshkosh/John Deere/Freightliner

Model	Year	Remarks	Front Kit	Front Repl.	*	**	Rear Kit	Rear Repl.	*	**
Class "A"	1991-1997	Pusher "X" chassis only	—	—			57224	50201		2

Toyota

Model	Year	Remarks	Front Kit	Front Repl.	*	**	Rear Kit	Rear Repl.	*	**
Micro Mini	1986-1994		—	—			57113	50252		2

Install Notes: (*) : 'X' = No Frame Drilling Required
 (**): Install Time (Hours)

Air Lift® Air Cell Applications



AIR CELL® Applications - For Torsion Bar Front Suspensions

Chevrolet

Model	Year	Drive	Remarks	Front Kit	*	**	Rear Kit	*	**
Avalanche	2002-2006	—		52212	x	1	—		
C-3500	2007-2010	2WD/4WD	Commercial chassis	—			52202	x	1
C-2500HD	2001-2010	2WD/4WD		—			52213	x	1
C-3500HD	2001-2010	2WD/4WD	Commercial chassis	—			52213	x	1
K-20 - K2500	1996-2000	4WD	With cast lower control arm	52212	x	1	—		
K-30 - K3500	1996-2000	4WD	With cast lower control arm	52212	x	1	—		
Silverado 1500	1999-2013	2WD/4WD	Non-HD	—			52203	x	1
	1999-2006	4WD	Four door	—			52202	x	1
Silverado 1500 HD	1999-2010	2WD/4WD		—			52202	x	1
		4WD		52212	x	1	—		
Silverado 2500 HD	1999-2010	2WD/4WD		—			52202	x	1
		4WD		52212	x	1	—		
Silverado 3500	2001-2010	2WD/4WD		—			52202	x	1
		4WD		52212	x	1	—		

Dodge

Model	Year	Drive	Remarks	Front Kit	*	**	Rear Kit	*	**
Ram 1500	1994-2001	4WD		—			52206	x	1
	2002-2005	2WD/4WD		—			52204	x	1
	2006-2008	2WD/4WD	Regular, Quad, and Mega cab	—			52206	x	1
	2009-2013	2WD/4WD		—			52205	x	1
Ram 2500 HD	1994-2002	4WD		52211	x	1	—		
	2000-2002	4WD		—			52213	x	1
Ram 2500	2002-2013	4WD		52211	x	1	—		
	2003-2013	2WD/4WD		—			52204	x	1
Ram 3500	1994-2012	4WD		52211	x	1	—		
	2000-2002	4WD		—			52213	x	1
		2WD/4WD	Commercial chassis	—			52213	x	1
	2003-2006	4WD	Commercial chassis OEM box	—			52204	x	1
	2003-2013	2WD/4WD		—			52204	x	1
	2007-2013	4WD	Commercial chassis	—			52204	x	1

Ford

Model	Year	Drive	Remarks	Front Kit	*	**	Rear Kit	*	**
F-150	1970-1996	2WD/4WD		—			52215	x	1
	2004-2010	4WD	Excludes heritage, Lincoln Mark LT	—			52218	x	1
F-250	1970-2000	2WD/4WD		—			52215	x	1
	1970-1998	4WD		—			52215	x	1
	2001-2004	4WD	Without snow prep.	52209	x	1	—		
		4WD		—			52215	x	1
	2005-2010	2WD/4WD		—			52215	x	1
F-350	1970-2010	2WD/4WD		—			52215	x	1
	1999-2000	4WD	Without snow prep.	52209	x	1	—		
F-250, F-350	1999-2004	4WD		52208	x	1	—		
	2005-2010	4WD		52207	x	1	—		

Install Notes: (*) 'X' = No Frame Drilling Required
(**): Install Time (Hours)

AIR CELL® Applications - For Torsion Bar Front Suspensions Continued

GMC

Model	Year	Drive	Remarks	Front Kit	*	**	Rear Kit	*	**
C-2500HD	2001-2010	2WD/4WD		—			52213	x	1
C-3500	2007-2010	2WD/4WD	Commercial chassis	—			52202	x	1
C-3500HD	2001-2010	2WD/4WD	Commercial chassis	—			52213	x	1
K-20 - K2500	1996-2000	4WD	With cast lower control arm	52212	x	1	—		
K-30 - K3500	1996-2000	4WD	With cast lower control arm	52212	x	1	—		
Sierra 1500	1999-2013	2WD/4WD	Non-HD	—			52203	x	1
	1999-2006	4WD	Four door	—			52202	x	1
Sierra 1500 HD	1999-2013	2WD/4WD		—			52202	x	1
		4WD		52212	x	1	—		
Sierra 2500 HD	1999-2010	2WD/4WD		—			52202	x	1
		4WD		52212	x	1	—		
Sierra 3500	2001-2010	2WD/4WD		—			52202	x	1
		4WD		52212	x	1	—		

Toyota

Model	Year	Drive	Remarks	Front Kit	*	**	Rear Kit	*	**
Tundra	2000-2010	2WD/4WD		—			52210	x	1

Install Notes: (*) : 'X' = No Frame Drilling Required
 (**): Install Time (Hours)

Air Lift® Replacement Components



Air Lift® - Replacement Components

Air Lift® 1000/2000 Replacement Cylinders

Air Lift Kit	Repl. Kit	Air Lift Kit	Repl. Kit	Air Lift Kit	Repl. Kit	Air Lift Kit	Repl. Kit	Air Lift Kit	Repl. Kit
60702	60202	60750	60250	60789	60289	60815	60315	80702	81260
60723	60223	60751	60251	60792	60292	60816	60316	80702	50272
60724	60224	60752	60252	60793	60293	60817	60317	80702	80265
60727	60227	60754	60254	60795	60295	60818	60318	80754	80290
60728	60228	60755	60255	60796	60296	61741	61241	80754	80277
60732	60232	60759	60259	60797	60297	61792	61292	80765	80223
60733	60233	60763	60263	60798	60298	80523	50252	80765	80290
60736	60236	60769	60269	60799	60299	80531	80231	80777	81260
60738	60238	60774	60274	60806	60306	80531	50203	80777	50272
60739	60239	60776	60276	60807	60307	80537	80290	80777	80202
60740	60240	60777	60277	60808	60308	80539	81260	80777	80277
60742	60242	60779	60279	60809	60309	80545	81260	81560	80277
60743	60243	60783	60283	60810	60310	80590	81260	81560	80254
60744	60244	60785	60285	60811	60311	80590	50272	81560	80245
60747	60247	60786	60286	60812	60312	80590	80239	81560	81260
60748	60248	60788	60288	60814	60314	80590	80237	81560	80202

Ride Control / Slam Air® Replacement Sleeves

Air Lift Kit	Repl. Kit	Air Lift Kit	Repl. Kit	Air Lift Kit	Repl. Kit	Air Lift Kit	Repl. Kit	Air Lift Kit	Repl. Kit
59102	50272	59510	50255	59528	50202	59542	50203	59563	50203
59201	50261	59514	50260	59529	50202	59544	50270	59564	50256
59501	50203	59516	50259	59530	50291	59546	50254	59565	50203
59502	50255	59516	50259	59531	50259	59547	50254	59511	80290
59503	50208	59517	50254	59532	50254	59551	50203	59511	80237
59504	50272	59518	50259	59534	50262	59554	50256	59512	81260
59506	50254	59520	50254	59535	50256	59555	50203	59512	80265
59506	50254	59521	50269	59536	50254	59560	50254	59512	80231
59507	50269	59526	50256	59537	50256	59561	50254	59512	50203
59508	50203	59527	50203	59539	50203	59562	50259	59512	80290

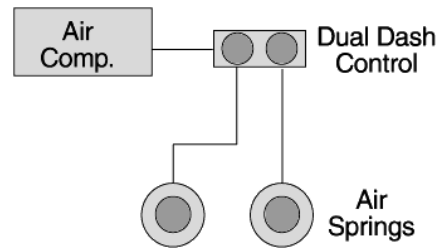
Load Lifter® 5000 Replacement Bellows

Air Lift Kit	Repl. Kit	Air Lift Kit	Repl. Kit	Air Lift Kit	Repl. Kit	Air Lift Kit	Repl. Kit
57105	50284	57212	50201	57250	50201	57340	50251
57125	50284	57215	50201	57275	50290	57345	50229
57128	50252	57216	50201	57291	50201	57347	50201
57129	50252	57217	50201	57295	50293	57394	50201
57132	50252	57221	50201	57297	50294	57154	81260
57147	50252	57237	50201	57298	50201	57154	80245
57205	50252	57245	50252	57299	50264		

Part Number 25651

Coach Leveler - Dual Gauge


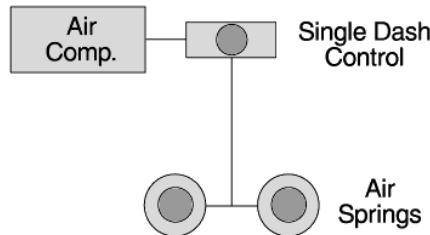
Levels the vehicle side-to-side or front-to-rear, either on the road or at the campground. Adjust to changing road and load conditions. Reduces suspension wear and tear, and helps extend tire life. Each system is complete: 12 volt compressor, dual gauge lighted dash panel with inflate/deflate controls, solenoid valves with all air lines and fittings, all electrical connections for individual control of two air springs and detailed installation instructions.



Part Number 25655

Coach Leveler - Single Gauge (pictured)

An economical version of P/N 25651 for front-to-rear leveling only. Uses a single gauge dash panel to fill both air springs at the same time.

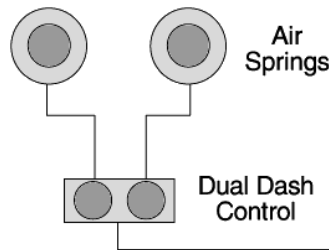


Part Number 25802

Coach Leveler (pictured)

Front Air Spring Add On - Dual Fill

For use with P/N 25651 or 25655. Contains a dual gauge dash panel, two solenoid valves, and all fittings, air lines and electrical lines to add your front air springs to base Coach leveler system. This option permits the individual air spring inflation pressure control to all four corners.

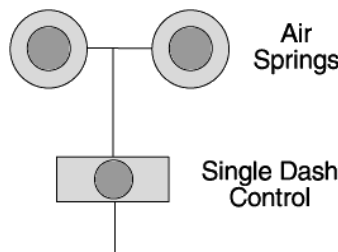


Part Number 25801

Coach Leveler (pictured)

Front Air Spring Add On - Single Fill

For use with P/N 25651 or 25655. Contains a single gauge dash panel, solenoid valve, and all fittings, air lines and electrical lines to add your front air springs to base Coach leveler system. Front air spring air lines are teed together to fill at the same time.



Part Number 22022

P30 Front Extension Hose Kit

Convert your OEM inflation valves from the hard-to-reach under vehicle location to a more convenient location under the hood. Includes leak-proof valve couplers, air lines, remote inflation valves and all mounting supplies, plus easy-to-follow instructions.

Air Adjustable Suspension Accessories & Replacement Parts / Astro & Safari Steel Replacement Spring

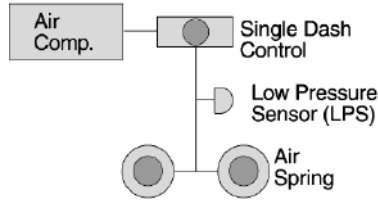


Air Adjustable Suspension Accessories / Steel Repl. Spring

Part Number 25592 (5 psi)

Load Controller - Single Gauge w/LPS (pictured)

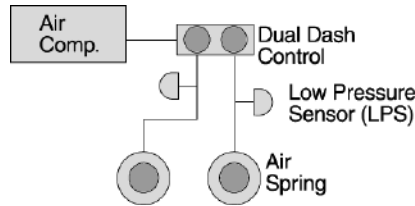
Included in this kit is Air Lift's Low Pressure Sensor (LPS). This module senses when pressure drops below the safe minimum level and automatically activates the onboard compressor preventing air spring failure due to low pressure.



Part Number 25812 (5 psi)

Coach Leveler - Dual Gauge w/LPS

Similar to P/N 25592 except it has two air gauges and separate controls for individual control of two air springs.



Replacement Hose Kits:

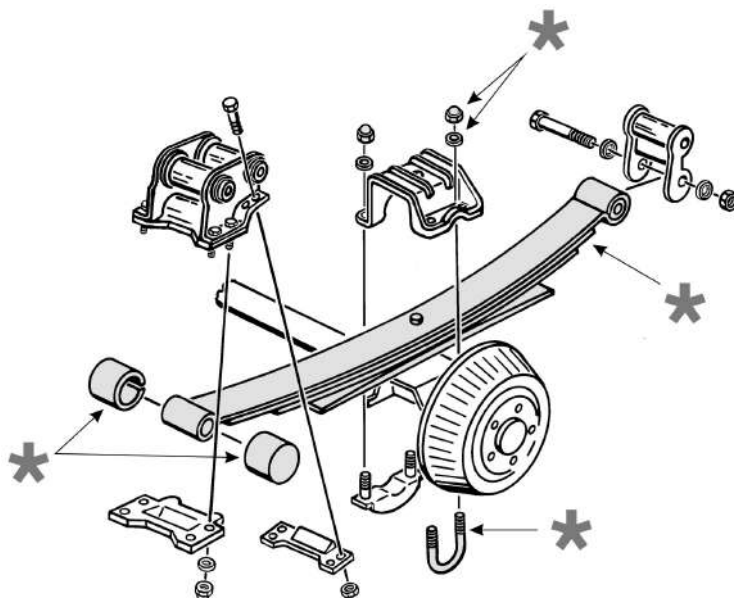
Part number 22007 Push-on Type (60000, 70000 and 80000)

Part number 22030 Screw-on Type (60000, 70000 and 80000)

Steel Replacement Springs for Astro and Safari Vans

No Vehicle Modifications Required - Simple One Hour Installation

4000 Lbs. Capacity*



For Complete Installation Order:

- (2 Each) **AST-1 Springs**
- (1 Each) **AST-2 Installation Kit**

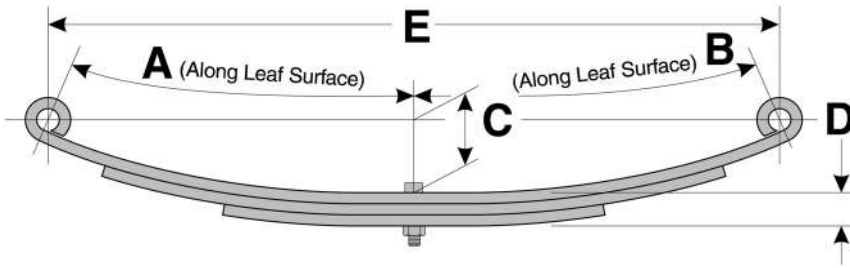
Installation Kit contains all necessary hardware for complete installation.

Fits 1995 and older Astro & Safari vans with composite rear springs only.

Caution: Never exceed the manufacturer's suggested GVWR.

* As measured at ground, includes weight of axle, tires and wheels.

Note: Springs must be installed in pairs.



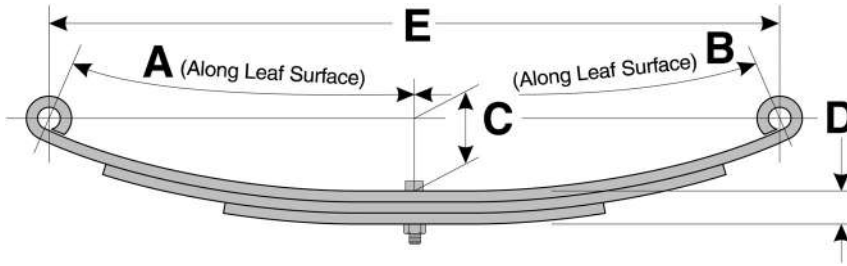
Type EE (Eye/Eye)

Part No.	S&G Part No.	Green Part No.	Wid.	Dim. (A)	Dim. (B)	Dim. (C)	Dim. (D)	Dim. (E)	Bush.	No. Leaves	Grade	Capty.
US-1004	LD18373J	23072	1 3/4	10	10	3	.970	18 3/8	9/16"	3	3/323	1,600
US-1003	LD18002F	24910	1 3/4	10 3/4	10 3/4	3	.542	19 1/2	9/16"	2	2/262	850
US-1008	LD20004F	24920/262	1 3/4	10 3/4	10 3/4	3	1.048	20	9/16"	4	4/262	1,000
US-1007	LD20003J	24918	1 3/4	11 1/8	11 1/8	3 1/2	.970	20	9/16"	3	3/323	1,500
US-1009	—	—	1 3/4	11 3/16	11 3/16	3 3/16	.786	20 3/8	9/16"	3	3/262	1,000
US-1028	LD20504HF	37213	1 3/4	11 3/16	11 3/16	3 3/8	1.106	20 1/2	9/16"	4	2/291, 2/262	1,400
US-1011	LD22374F	25097	1 3/4	12 1/8	12 1/8	4	1.048	22 3/8	9/16"	4	4/262	1,000
US-1012	LD22376F	25183	1 3/4	12 1/8	12 1/8	4	1.0572	22 3/8	9/16"	6	6/262	1,600
US-1017	LD24005H	24921	1 3/4	12 1/2	12 1/2	3	1.455	24	9/16"	5	5/291	1,650
US-1014	LD23123JH	37206	1 3/4	12 1/2	12 1/2	3 1/2	.937	23 1/8	9/16"	3	2/323, 1/291	1,250
US-1046	LD23123L	37209	1 3/4	12 1/2	12 1/2	3 1/2	1.080	23 1/8	9/16"	3	3/360	1,750
US-1063	LD23124L	37220	1 3/4	12 9/16	12 9/16	3 5/8	1.440	23 1/8	9/16"	4	4/360	2,500
US-1020	LD23503H	24923	1 3/4	12 5/8	12 5/8	3 1/2	.873	23 1/2	9/16"	3	3/291	1,250
US-1037	LD23504H	24924	1 3/4	12 5/8	12 5/8	3 1/2	1.164	23 1/2	9/16"	4	4/291	1,650
US-1054	—	—	1 3/4	12 5/8	12 5/8	3 1/2	1.455	23 1/2	1/2"	5	5/291	2,050
US-1085	—	—	1 3/4	13 3/16	13 3/16	3 3/8	2.049	24 7/8	9/16"	6	3/360, 3/323	3,500
US-1018	LD25253J	SW3B	1 3/4	13 1/4	13 1/4	3	.970	25 1/4	9/16"	3	3/323	1,250
US-1035	—	—	1 3/4	13 1/4	13 1/4	3	1.043	25 1/4	9/16"	3	2/360, 1/323	1,500
US-1052	LD25253L	93102	1 3/4	13 1/4	13 1/4	3	1.080	25 1/4	9/16"	3	3/360	1,750
US-1051	LD25253ML	37224	1 3/4	13 1/4	13 1/4	3	1.162	25 1/4	9/16"	3	2/401, 1/360	2,000
US-1044	LD25254J	SW4B	1 3/4	13 1/4	13 1/4	3	1.292	25 1/4	9/16"	4	4/323	1,625
US-1067	LD25254L	93103	1 3/4	13 1/4	13 1/4	3	1.440	25 1/4	9/16"	4	4/360	2,250
US-1065	LD25254ML	37225	1 3/4	13 1/4	13 1/4	3	1.522	25 1/4	9/16"	4	2/401, 2/360	2,500
US-1079	—	37226	1 3/4	13 1/4	13 1/4	3	1.563	25 1/4	9/16"	4	3/401, 1/360	3,000
US-1075	LD25255L	93104	1 3/4	13 1/4	13 1/4	3	1.800	25 1/4	9/16"	5	5/360	2,700
US-1019	LD25256L	93105	1 3/4	13 1/4	13 1/4	3	2.049	25 1/4	9/16"	6	3/360, 3/323	3,200
US-1013	LD26002L	AWS-2	1 3/4	14	14	4 1/4	.720	26	9/16"	2	2/360	1,000
US-1015	LD26004F	25117	1 3/4	14	14	4 1/4	1.048	26	9/16"	4	4/262	1,150
US-1040	LD26003L	AWS-3	1 3/4	14	14	4 1/4	1.080	26	9/16"	3	3/360	1,500
US-1060	LD26004L	AWS-4	1 3/4	14	14	4 1/4	1.440	26	9/16"	4	4/360	2,000
US-1071	LD26005L	AWS-5	1 3/4	14	14	4 1/4	1.800	26	9/16"	5	5/360	2,500
US-1083	LD26006L	AWS-6	1 3/4	14	14	4 1/4	2.160	26	9/16"	6	6/360	2,900
US-1088	LD26007L	AWS-7	1 3/4	14	14	4 1/4	2.520	26	9/16"	7	7/360	3,400
US-1092	—	—	1 3/4	14	14	4 1/4	2.807	26	9/16"	7	7/401	4,550
US-1091	—	—	1 3/4	14	14	4 1/4	2.880	26	9/16"	8	8/360	4,000
US-1001	—	—	1 3/4	14 1/16	14 1/16	4 1/4	.524	26	9/16"	2	2/262	575
US-1005	—	—	1 3/4	14 1/16	14 1/16	4 1/4	.786	26	9/16"	3	3/262	850
US-1034	—	—	1 3/4	14 1/16	14 1/16	4 1/4	1.310	26	9/16"	5	5/262	1,500
US-1016	LD27003JH	27001A	1 3/4	14 1/8	14 1/8	3	.937	27	9/16"	3	2/323, 1/291	1,000
US-1055	LD27004LJ	27002A	1 3/4	14 1/8	14 1/8	3	2.807	27	9/16"	4	3/360, 1/323	1,950
US-1087	LD27006ML	27004A	1 3/4	14 1/8	14 1/8	3 1/4	2.324	27	9/16"	6	4/401, 2/360	3,000

Utility Springs

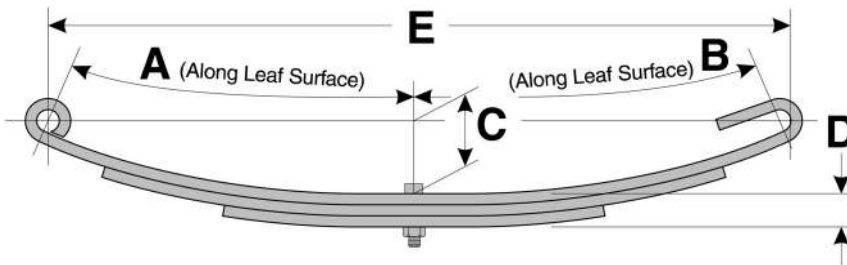


Utility Springs



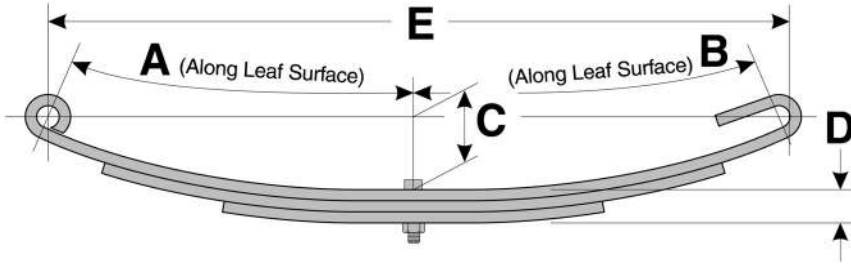
Type EE (Eye/Eye) Continued

Part No.	S&G Part No.	Green Part No.	Wid.	Dim. (A)	Dim. (B)	Dim. (C)	Dim. (D)	Dim. (E)	Bush.	No. Leaves	Grade	Capty.
US-1006	—	—	1 3/4	14 1/8	14 1/8	3 1/2	.815	27	9/16"	3	1/291, 2/262	850
US-1093	—	—	1 3/4	15	15	3 1/4	1.440	28 3/4	9/16"	4	4/360	1,800
US-1029	LD28002F	24688/262	1 3/4	15	15	4 1/4	.524	28	9/16"	2	2/262	540
US-1030	LD28003F	25028/262	1 3/4	15	15	4 1/4	.786	28	9/16"	3	3/262	740
US-1094	—	—	1 3/4	15	15	4 1/2	1.048	27 3/4	9/16"	4	4/262	975
US-1098	—	—	1 3/4	15	15	4 1/2	1.292	27 3/4	9/16"	4	4/323	1,475
US-1033	LD29005H	25098	1 3/4	15 3/8	15 3/8	4	1.455	29 1/4	9/16"	5	5/291	1,250
US-1036	LD29006H	25099	1 3/4	15 3/8	15 3/8	4	1.746	29 1/4	9/16"	6	6/291	1,500
US-1038	LD29007F	25100/262	1 3/4	15 3/8	15 3/8	4	1.834	29 1/4	9/16"	7	7/262	1,550
US-1039	LD29007H	25100	1 3/4	15 3/8	15 3/8	4	2.037	29 1/4	9/16"	7	7/291	1,750
US-1041	LD30003L	DE3L	1 3/4	16 1/4	16 1/4	4 5/8	1.080	30	9/16"	3	3/360	1,250
US-1042	LD30006L	DE6L	1 3/4	16 1/4	16 1/4	4 5/8	2.160	30	9/16"	6	6/360	2,500
US-1043	LD30008L	DE8L	1 3/4	16 1/4	16 1/4	4 5/8	2.880	30	9/16"	8	8/360	3,200
US-1096	—	—	2	14	14	3 1/2	1.604	26 1/2	RB 5/8"	4	4/401	2,750
US-1095	—	—	2	14	14	4 1/4	1.422	26	1 9/32"	6	6/237	1,475
US-1097	—	—	2	15	15	3	1.048	29	JFC	4	4/262	1,100



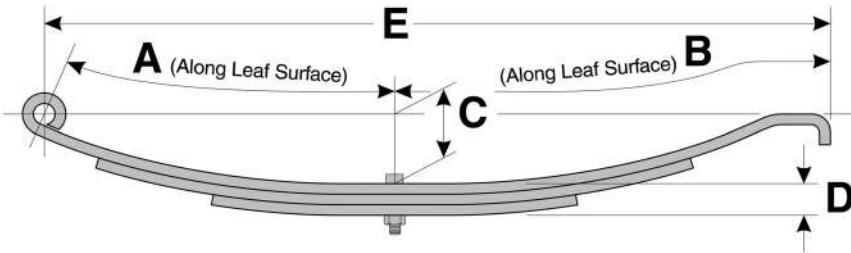
Type EL (Eye/Loop)

Part No.	S&G Part No.	Green Part No.	Wid.	Dim. (A)	Dim. (B)	Dim. (C)	Dim. (D)	Dim. (E)	Bush.	No. Leaves	Grade	Capty.
US-2004	LO20003HF	26133	1 3/4	10 3/4	10 3/4	2 1/2	.815	20	9/16"	3	1/291, 2/262	850
US-2002	LO20002HF	28133	1 3/4	10 3/4	10 3/4	3	.553	20	9/16"	2	1/291, 1/262	600
US-2007	LO21754F	29224	1 3/4	11 1/4	11 3/4	3 1/4	1.048	21 3/4	9/16"	4	4/262	1,250
US-2006	LO21753F	29223	1 3/4	11 1/4	11 3/4	3 1/4	.786	21 3/4	9/16"	3	3/262	1,000
US-2008	LO21755F	29225	1 3/4	11 1/4	11 3/4	3 1/4	1.310	21 3/4	9/16"	5	5/262	1,500
US-2010	LO21756F	29226	1 3/4	11 1/4	11 3/4	3 1/4	1.572	21 3/4	9/16"	6	6/262	1,750
US-2011	LO22003F	26134HD	1 3/4	11 1/2	11 1/2	3 1/2	.786	22	9/16"	3	3/262	950
US-2012	LO22004F	26134	1 3/4	11 1/2	11 1/2	3 1/2	1.048	22	9/16"	4	4/262	1,100
US-2021	LO24504JH	50204	1 3/4	12	13 1/2	2 1/2	1.196	24 1/2	9/16"	4	1/323, 3/291	1,500
US-2022	LO24505L	50205	1 3/4	12	13 1/2	2 1/2	1.800	24 1/2	9/16"	5	5/360	2,500
US-2023	LO24507L	50207	1 3/4	12	13 1/2	2 1/2	2.520	24 1/2	9/16"	7	7/360	3,500
US-2013	LO24003H	26018	1 3/4	12 1/2	13	3 1/4	.873	24	9/16"	3	3/291	1,000
US-2015	LO24004H	27061	1 3/4	12 1/2	13	3 1/4	1.164	24	9/16"	4	4/291	1,250



Type EL (Eye/Loop) Continued

Part No.	S&G Part No.	Green Part No.	Wid.	Dim. (A)	Dim. (B)	Dim. (C)	Dim. (D)	Dim. (E)	Bush.	No. Leaves	Grade	Capty.
US-2017	L024005H	27062	1 3/4	12 1/2	13	3 1/4	1.455	24	9/16"	5	5/291	1,550
US-2020	L024006H	27063	1 3/4	12 1/2	13	3 1/4	1.746	24	9/16"	6	6/291	1,875
US-2024	L025504L	29127	1 3/4	12 1/2	13 3/4	2 7/8	1.440	25 1/2	9/16"	4	4/360	2,000
US-2005	L026253J	C-2	1 3/4	13 1/2	14	3 1/2	.969	26 1/4	1 1/32	3	3/323	1,250
US-2009	L026253L	C-3	1 3/4	13 1/2	14	3 1/2	1.080	26 1/4	1 1/32	3	3/360	1,750
US-2014	L026254L	C-4	1 3/4	13 1/2	14	3 1/2	1.440	26 1/4	1 1/32	4	4/360	2,250
US-2016	L026255L	C-5	1 3/4	13 1/2	14	3 1/2	1.800	26 1/4	1 1/32	5	5/360	2,850
US-2018	—	—	1 3/4	13 1/2	14	3 1/2	2.160	26 1/4	1 1/32	6	6/360	3,300
US-2019	L026257L	C-7	1 3/4	13 1/2	14	3 1/2	2.520	26 1/4	1 1/32	7	7/360	3,500



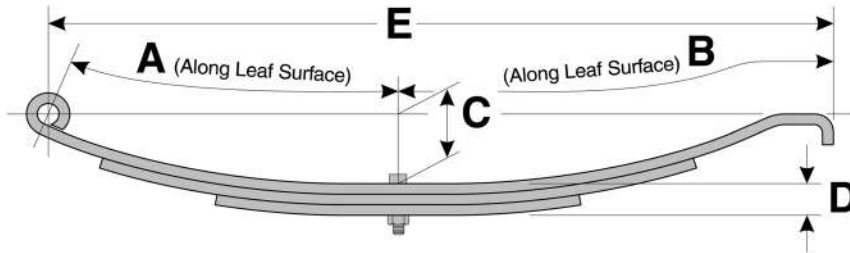
Type ES (Eye/Slipper: Hook)

Part No.	S&G Part No.	Green Part No.	Wid.	Dim. (A)	Dim. (B)	Dim. (C)	Dim. (D)	Dim. (E)	Bush.	No. Leaves	Grade	Capty.
US-3015	LH25002F	27074	1 3/4	12 1/2	16 1/4	5 1/2	.524	25	9/16"	2	2/262	600
US-3016	LH25003F	27075	1 3/4	12 1/2	16 1/4	5 1/2	.711	25	9/16"	3	3/262	750
US-3018	LH25004F	27076	1 3/4	12 1/2	16 1/4	5 1/2	1.048	25	9/16"	4	4/262	1,000
US-3020	LH25006F	27078/291	1 3/4	12 1/2	16 1/4	5 1/2	1.572	25	9/16"	6	6/262	1,450
US-3027	LH25006H	27079	1 3/4	12 1/2	16 1/4	5 1/2	1.746	25	9/16"	6	6/291	2,000
US-3025	LH26002H	4738-098	1 3/4	12 5/8	15 3/8	4	.582	26	9/16"	2	2/291	600
US-3021	LH26002F	SN221	1 3/4	13 1/4	15 1/4	4 1/2	.524	26	9/16"	2	2/262	550
US-3022	LH26003F	SN005	1 3/4	13 1/4	15 1/4	4 1/2	.786	26	9/16"	3	3/262	1,000
US-3034	LH26004F	SN006	1 3/4	13 1/4	15 1/4	4 1/2	1.048	26	9/16"	4	4/262	1,250
US-3038	LH26005F	SN007	1 3/4	13 1/4	15 1/4	4 1/2	1.31	26	9/16"	5	5/262	1,500
US-3026	LH26002J	4741B-338	1 3/4	13 3/8	15 3/8	5	.646	26	9/16"	2	2/323	750
US-3011	LH30002H	24722	1 3/4	14 1/2	18	4 1/4	.582	30 1/2	9/16"	2	2/291	500
US-3023	LH30003H	24723	1 3/4	14 1/2	18	4 1/4	.873	30 1/2	9/16"	3	3/291	750
US-3036	LH30004H	24724	1 3/4	14 1/2	18	4 1/4	1.164	30 1/2	9/16"	4	4/291	1,000
US-3045	LH30005H	24725	1 3/4	14 1/2	18	4 1/4	1.445	30 1/2	9/16"	5	5/291	1,250
US-3055	LH30007H	25535	1 3/4	14 1/2	18	4 1/4	1.746	30 1/2	9/16"	7	7/291	1,750
US-3052	LH30006H	24764	1 3/4	14 1/2	18	4 1/4	1.746	30 1/2	9/16"	6	6/291	1,500
US-3057	LH30008H	25536	1 3/4	14 1/2	18	4 1/4	2.328	30 1/2	9/16"	8	8/291	2,000
US-3080	—	140-3T3	2	11 3/4	15 3/4	2 5/8	2.520	25 7/8	1 9/32	7	7/360	4,000
US-3039	—	—	2	12	16	3 1/8	1.164	26 1/2	9/16"	4	4/291	1,500

Utility Springs

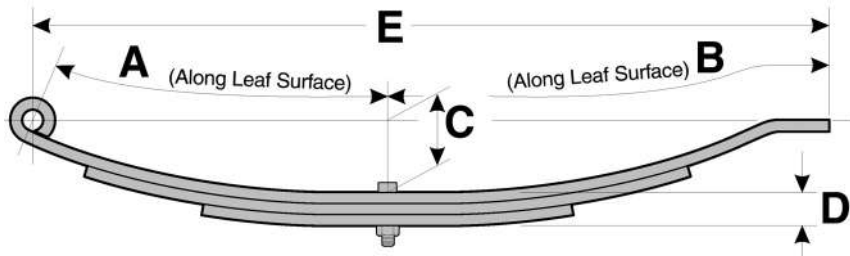


Utility Springs



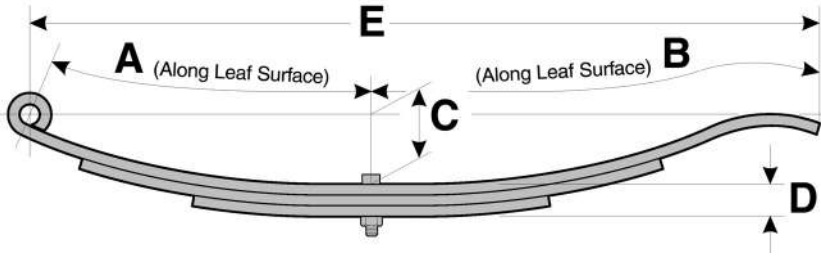
Type ES (Eye/Slipper: Hook) Continued

Part No.	S&G Part No.	Green Part No.	Wid.	Dim. (A)	Dim. (B)	Dim. (C)	Dim. (D)	Dim. (E)	Bush.	No. Leaves	Grade	Capty.
US-3035	LH26374LJ	37230	2	12	16	3 1/8	1.329	26 7/8	9/16"	4	1/360, 3/323	2,000
US-3063	LH26254L	100-3T3	2	12	16	3 1/8	1.44	26 7/8	9/16"	4	4/360	2,500
US-3074	LH26375L	37232	2	12	16	3 1/8	1.800	26 7/8	9/16"	5	5/360	3,500
US-3041	LH26377L	37233	2	12	16	3 1/8	2.520	26 7/8	9/16"	7	7/360	5,000
US-3083	LH26375LX	37232SP	2	12	16	3 1/2	1.800	26 3/8	RB 5/8"	5	5/360	3,500
US-3076	—	120-3T3	2	12	16	3 1/2	1.800	26 3/8	1 9/32	5	5/360	3,500
US-3073	LH26505L	E5226	2	12 3/4	15 1/4	3 1/2	1.800	26 1/2	9/16"	5	5/360	3,400
US-3075	—	—	2	12 3/4	16	2 3/4	1.800	27 1/2	9/16"	5	5/360	3,500
US-3084	LH29006M	E5115	2	14 1/4	16 1/2	3 1/2	2.406	29 1/2	9/16"	6	6/401	4,300
US-3084-A	—	—	2	14 1/4	16 1/2	3 1/2	2.807	29 1/2	9/16"	7	7/401	4,800
US-3032	LH26124L	28044/4	2 1/2	11 5/16	16 3/4	3 1/2	1.440	26 1/8	3/4"	4	4/360	2,500
US-3098	—	28044/6	2 1/2	11 5/16	16 3/4	3 1/2	2.16	26 1/2	3/4"	6	6/360	3,000



Type ES (Eye/Slipper: Flat)

Part No.	S&G Part No.	Green Part No.	Wid.	Dim. (A)	Dim. (B)	Dim. (C)	Dim. (D)	Dim. (E)	Bush.	No. Leaves	Grade	Capty.
US-3097	—	—	1 3/4	12	14 1/2	3 1/2	1.048	25	9/16"	4	4/262	1,300
US-3048	—	—	1 3/4	12	14 1/2	3 1/2	1.080	25	9/16"	3	3/360	1,850
US-3065	—	—	1 3/4	12	14 1/2	3 1/2	1.440	25	9/16"	4	4/360	2,500
US-3001	LF25122F	23013/262	1 3/4	13	15 1/2	5	.524	25 1/8	9/16"	2	2/262	470
US-3003	LF25123F	23014/262	1 3/4	13	15 1/2	5	.786	25 1/8	9/16"	3	3/262	725
US-3004	LF25124F	23015/262	1 3/4	13	15 1/2	5	1.048	25 1/8	9/16"	4	4/262	950
US-3005	LF30002L	27202	1 3/4	15	17 3/4	4 7/8	.720	30	9/16"	2	2/360	875
US-3006	LF30003L	27203	1 3/4	15	17 3/4	4 7/8	1.080	30	9/16"	3	3/360	1,425
US-3054	LF30004L	27204	1 3/4	15	17 3/4	4 7/8	1.440	30	9/16"	4	4/360	2,000
US-3007	LF30005L	27205	1 3/4	15	17 3/4	4 7/8	1.800	30	9/16"	5	5/360	2,300
US-3008	LF30006L	27206	1 3/4	15	17 3/4	4 7/8	2.160	30	9/16"	6	6/360	2,600
US-3014	LF36005L	27066	1 3/4	18	21 5/8	6	1.800	36	9/16"	5	5/360	1,750
US-3010	LF30006OM	37210	2	14 1/4	17 1/2	3 7/8	2.544	30	5/8"	6	3/447, 3/401	4,500
US-3086	—	—	2	14 3/8	17 3/4	3 3/4	2.544	30	1 9/32	6	3/447, 3/401	4,500
US-3017	—	93182-11A	2 1/2	14 1/8	18 1/2	4	3.19	32 1/2	RB 3/4"	6	1/499, 5/447	6,250
US-3013	LF325050	93161-A	2 1/2	14 15/16	19 3/16	4	2.235	32 1/2	RB 3/4"	5	5/447	5,000
US-3089	—	—	2 1/2	15 1/4	19 1/8	4	2.235	32 1/2	RB 3/4"	5	5/447	5,000



Type ES (Eye/Slipper: Radius)

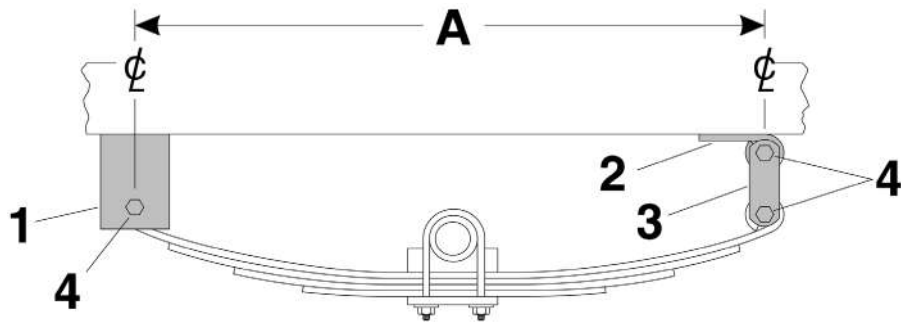
Part No.	S&G Part No.	Green Part No.	Wid.	Dim. (A)	Dim. (B)	Dim. (C)	Dim. (D)	Dim. (E)	Bush.	No. Leaves	Grade	Capty.
US-3059	LR20753J	23026	1 3/4	9 1/2	12 3/4	3	.969	20 3/4	9/16"	3	3/323	1,000
US-3058	LR19502B	26094	1 3/4	10 1/2	11 1/4	4	.428	19 1/2	9/16"	2	2/214	450
US-3060	LR24501F	GS-100	1 3/4	12 1/8	14 1/2	4	.524	24 1/4	9/16"	1/ PAD	1/262, PAD	300
US-3061	LR24502F	GS-001/262	1 3/4	12 1/8	14 1/2	4	.524	24 1/4	9/16"	2	2/262	500
US-3031	LR24504F	GS-003/262	1 3/4	12 1/8	14 1/2	4	.948	24 1/4	9/16"	4	4/237	1,000
US-3067	LR24503L	23047	1 3/4	12 1/8	14 1/2	4	1.080	24 1/4	9/16"	3	3/360	1,700
US-3069	LR24505F	GS-004/262	1 3/4	12 1/8	14 1/2	4	1.310	24 1/4	9/16"	5	5/262	1,250
US-3024	LR24503F	GS-002/262	1 3/4	12 1/8	14 1/2	4	.786	24 1/4	9/16"	3	3/262	950
US-3070	LR29002HF	07419	1 3/4	13	18 3/4	4 3/4	.553	29	9/16"	2	1/291, 1/262	500
US-3071	LR32002H	23722	1 3/4	14 1/2	19 1/2	4 1/4	.582	32	9/16"	2	2/291	500
US-3072	LR32003H	23723	1 3/4	14 1/2	19 1/2	4 1/4	.873	32	9/16"	3	3/291	750
US-3078	LR32004H	23724	1 3/4	14 1/2	19 1/2	4 1/4	1.164	32	1/2"	4	4/291	1,000
US-3079	LR32005H	23725	1 3/4	14 1/2	19 1/2	4 1/4	1.455	32	9/16"	5	5/291	1,250
US-3081	LR32006H	23764	1 3/4	14 1/2	19 1/2	4 1/4	1.746	32	9/16"	6	6/291	1,500
US-3062	LR297550M	37221	2 1/2	13 1/2	18 3/8	4	2.143	29 3/4	JFE	5	3/447, 2/401	5,000
US-3090	LR297880M	—	2 1/2	14 3/4	18	4	2.143	30 1/2	JFE	5	3/447, 2/401	5,000
US-3088	LR30505M	37243	3	14 1/2	18 1/2	4	2.005	30 1/2	321-359	5	5/401	5,000
US-3091	—	—	3	14 1/2	18 1/2	4	2.406	30 1/2	321-359	6	6/401	6,000
US-3094	LR30507M	37245	3	14 1/2	18 1/2	4	2.807	30 1/2	321-359	7	7/401	7,500

Hanger Kits

(Springs not included)



Hanger Kits



Single Axle Suspension (EE) with 1 3/4" Springs

Kit Number **HK-101**, Includes:

Key No.	Quantity	Part No.	Desc.
1	2	H-102	Hanger
2	2	H-110	Hanger
3	4	H-103	Side Bar
4	6	B-101	Bolt

Dimensions: A - 26"
Springs used with this kit: US-1001 US-1005 US-1013 US-1015 US-1034 US-1040 US-1048 US-1059 US-1060 US-1071 US-1083 US-1088

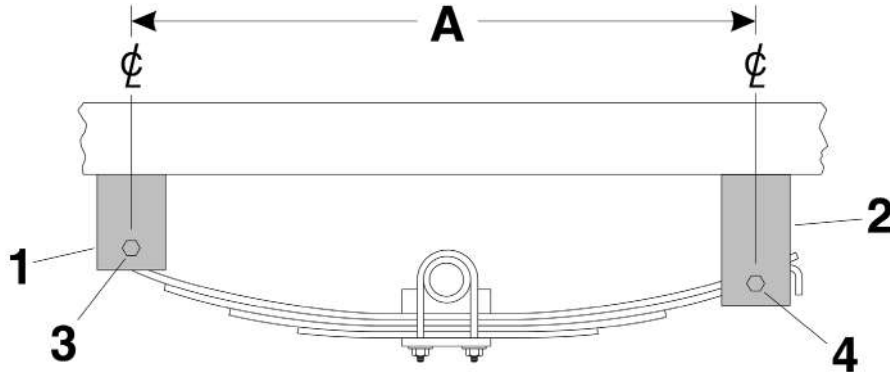
Dimensions: A - 23 1/2"
Springs used with this kit: US-1020 US-1037 US-1054 US-1066

Single Axle Suspension (EE) with 2" Springs

Kit Number **HK-102**, Includes:

Key No.	Quantity	Part No.	Desc.
1	2	H-101D	Hanger
2	2	H-108	Hanger
3	4	S-106	Side Bar
4	6	B-102	Bolt

Dimensions: A - 26"
Springs used with this kit: US-1095 US-1096



Single Axle Suspension (ES) with 1 3/4" Springs

Kit Number **HK-103**, Includes:

Key No.	Quantity	Part No.	Desc.
1	2	H-114	Hanger
2	2	H-115	Hanger
3	2	B-101	Bolt
4	2	B-105	Bolt

Dimensions: A - 23"

Springs used with this kit: US-3009 US-3016 US-3031

Dimensions: A - 28"

Springs used with this kit: US-3011 US-3023 US-3036 US-3052

Single Axle Suspension (ES) with 2" Springs

Kit Number **HK-104**, Includes:

Key No.	Quantity	Part No.	Desc.
1	2	H-101D	Hanger
2	2	H-103	Hanger
3	2	B-102	Bolt
4	2	B-100	Bolt

Dimensions: A - 24"

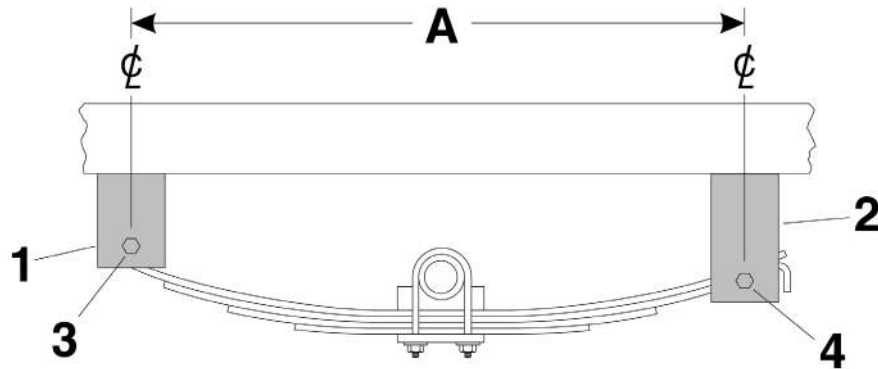
Springs used with this kit: US-3076 US-3080 w/NB-7 bushings installed

Hanger Kits

(Springs not included)



Hanger Kits



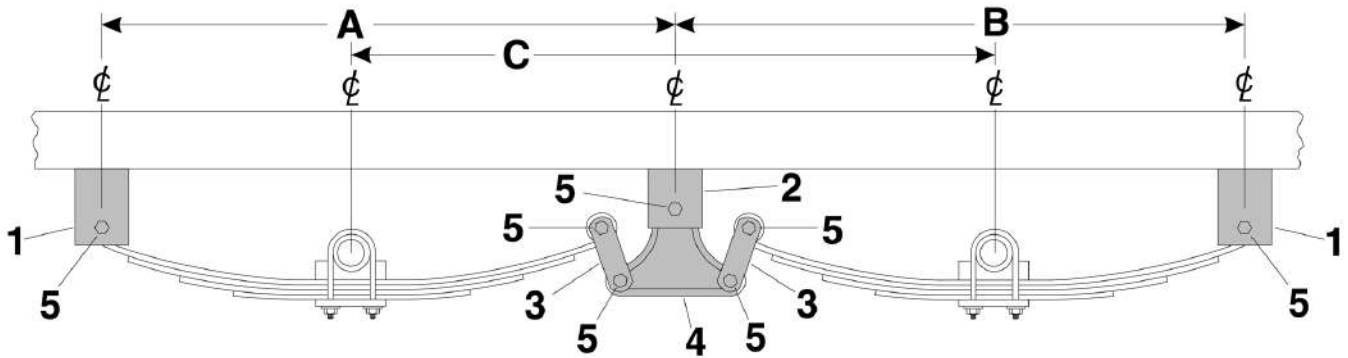
Single Axle Suspension (ES) with 2" Springs

Kit Number **HK-111**, Includes:

Key No.	Quantity	Part No.	Desc.
1	2	H-116	Hanger
2	2	H-118	Hanger
3	2	B-110	Bolt
4	2	B-110	Bolt

Dimensions: A - 26"
Springs used with this kit: US-3054 US-3056 US-3073 US-3074 US-3080 w/NB-8 bushings installed

Dimensions: A - 28"
Springs used with this kit: US-3084 w/NB-8 bushings installed



Tandem Axle Suspension (EE) with 1 3/4" Springs

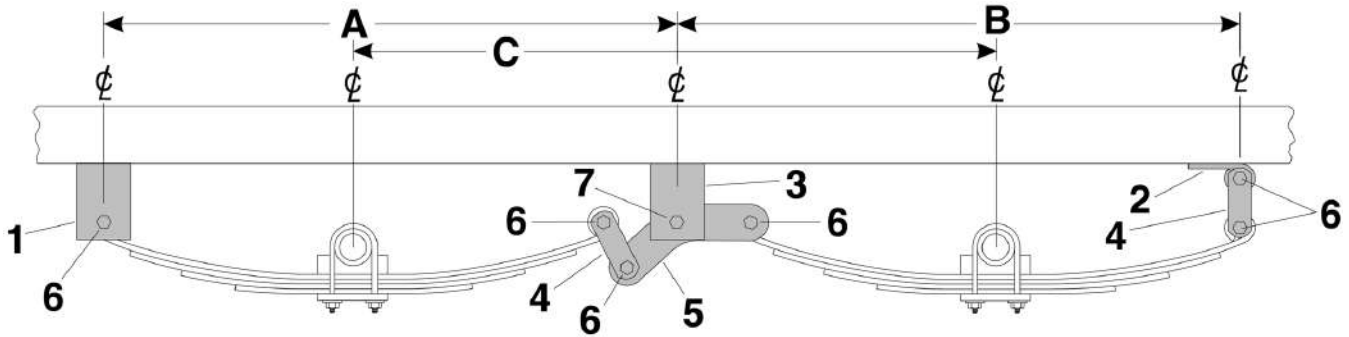
Kit Number **HK-105**, Includes:

Key No.	Quantity	Part No.	Desc.
1	4	H-102	Hanger
2	2	H-114	Hanger
3	8	S-102	Side Bar
4	2	E-103	Equalizer
5	14	B-101	Bolt

Dimensions: A - 30 1/4" B - 30 1/4" C - 33"
Springs used with this kit: US-1001 US-1013 US-1015 US-1034 US-1040 US-1048 US-1059 US-1060 US-1071 US-1083 US-1088 US-1091 US-1092

Dimensions: A - 27 1/2" B - 27 1/2" C - 30 1/2"
Springs used with this kit: US-1020 US-1037 US-1054 US-1066

(Springs not included)

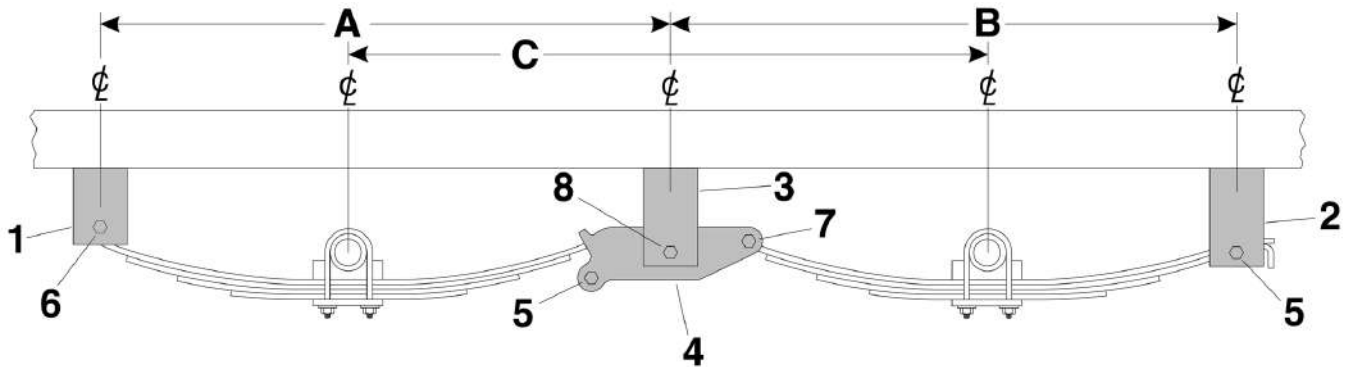


Tandem Axle Suspension (EE) with 2" Springs

Kit Number **HK-107**, Includes:

Key No.	Quantity	Part No.	Desc.
1	2	H-101D	Hanger
2	2	H-108	Hanger
3	2	H-105D	Hanger
4	8	S-106	Side Bar
5	2	E-102	Equalizer
6	12	B-102	Bolt
7	2	B-103	Bolt

Dimensions: A - 30 1/2" B - 29 1/2" C - 34"
 Springs used with this kit: US-1095 US-1096



Tandem Axle Suspension (ES) with 2" Springs

Kit Number **HK-109**, Includes:

Key No.	Quantity	Part No.	Desc.
1	2	H-101D	Hanger
2	2	H-103	Hanger
3	2	H-105D	Hanger
4	2	E-101	Equalizer
5	4	B-100	Bolt
6	2	B-102	Bolt
7	2	B-110	Bolt
8	2	B-103	Bolt

Dimensions: A - 28 3/4" B - 28 3/4" C - 33"
 Springs used with this kit: US-3039 US-3056 US-3076 US-3080

Dimensions: A - 29 3/4" B - 29 3/4" C - 34 1/2"
 Springs used with this kit: US-3073

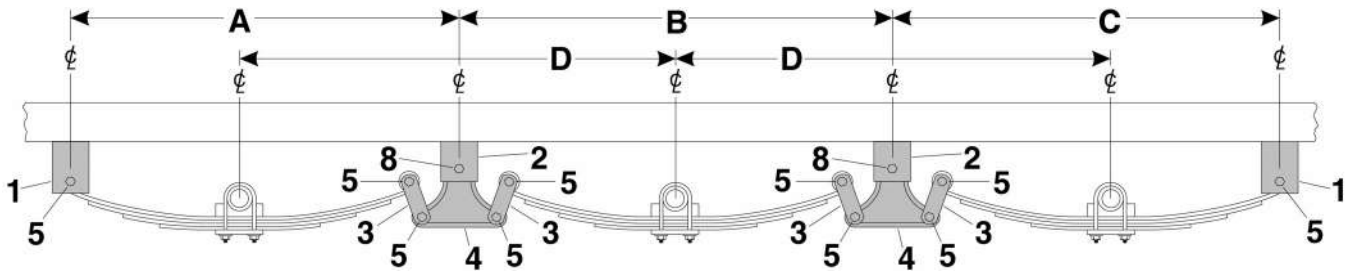
Dimensions: A - 32 1/2" B - 32 1/2" C - 36 3/4"
 Springs used with this kit: US-3084

Hanger Kits

(Springs not included)



Hanger Kits

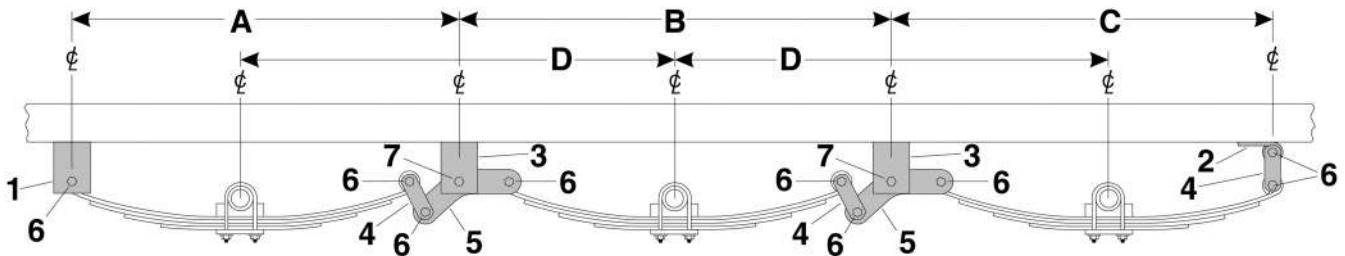


Tri-Axle Axle Suspension (EE) with 1 3/4" Springs

Kit Number **HK-106**, Includes:

Key No.	Quantity	Part No.	Desc.
1	4	H-102	Hanger
2	4	H-114	Hanger
3	16	S-102	Side Bar
4	4	E-103	Equalizer
5	24	B-101	Bolt

Dimensions: A - 27 1/2" B - 31 1/2" C - 27 1/2" D - 30 1/2"
Springs used with this kit: US-1020 US-1037 US-1054 US-1066



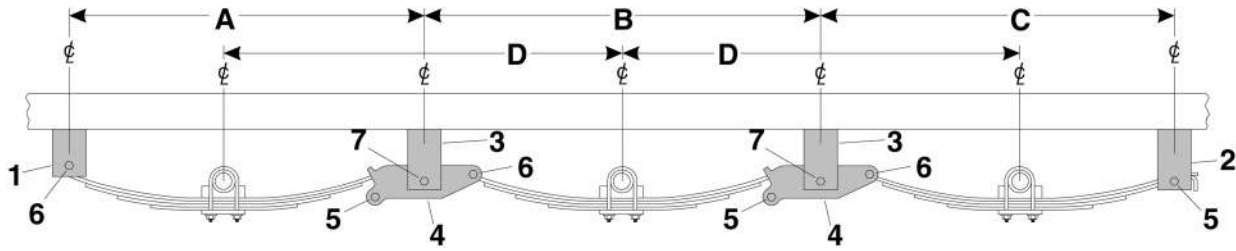
Tri-Axle Axle Suspension (EE) with 2" Springs

Kit Number **HK-108**, Includes:

Key No.	Quantity	Part No.	Desc.
1	2	H-101D	Hanger
2	2	H-108	Hanger
3	4	H-105D	Hanger
4	12	S-106	Side Bar
5	4	E-102	Equalizer
6	18	B-102	Bolt
7	4	B-111	Carriage Bolt Assembly

Dimensions: A - 30 1/2" B - 34" C - 29 1/2" D - 34"
Springs used with this kit: US-1095 US-1096

(Springs not included)

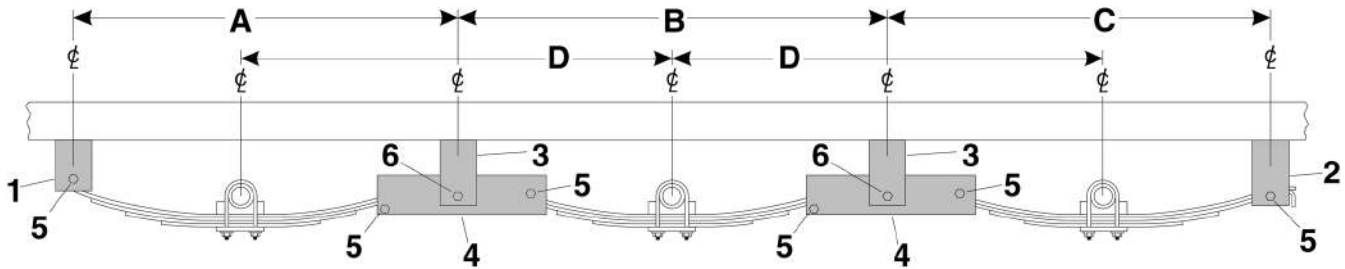


Tri-Axle Axle Suspension (ES) with 2" Springs

Kit Number **HK-110**, Includes:

Key No.	Quantity	Part No.	Desc.
1	2	H-116	Hanger
2	2	H-103	Hanger
3	4	H-105D	Hanger
4	4	E-101	Equalizer
5	6	B-100	Bolt
6	6	B-110	Bolt
7	4	B-111	Carriage Bolt Assembly

Dimensions: A - 28 3/4" B - 33 1/2" C - 28 3/4" D - 33"
Springs used with this kit: US-3039 US-3056 US-3076 US-3080



Tri-Axle Axle Suspension (ES) with 2" Springs

Kit Number **HK-113**, Includes:

Key No.	Quantity	Part No.	Desc.
1	2	H-116	Hanger
2	2	H-118	Hanger
3	4	H-117	Hanger
4	4	E-117	Equalizer
5	12	B-110	Bolt
6	4	B-111	Carriage Bolt Assembly

Dimensions: A - 29" B - 33 1/2" C - 29" D - 33 1/2"
Springs used with this kit: US-3039 US-3056 US-3076 US-3080

Dimensions: A - 29 1/2" B - 34" C - 29 1/2" D - 34"
Springs used with this kit: US-3073

Dimensions: A - 32" B - 36 1/2" C - 32" D - 36 3/4"
Springs used with this kit: US-3084

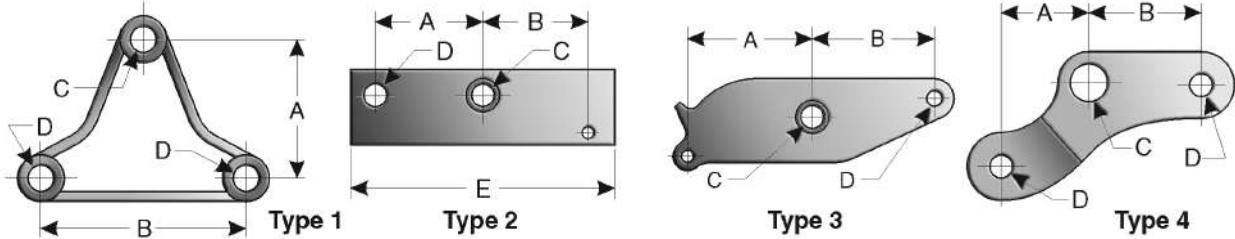
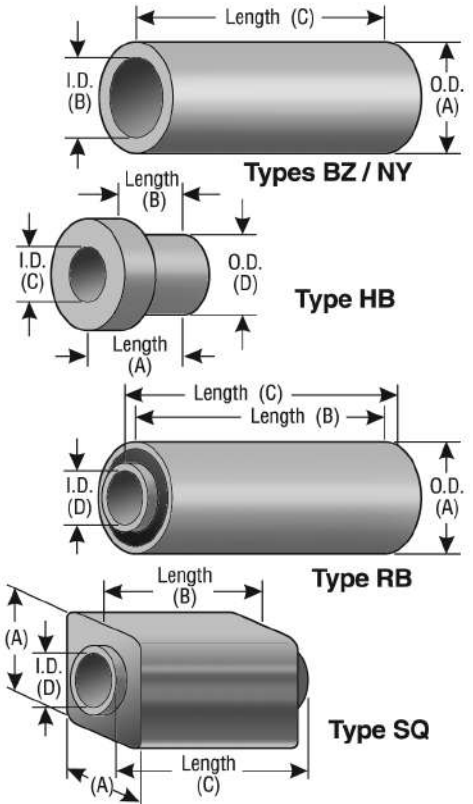
Components



Components

Bushings

Part No.	Type	Dim. (A)	Dim. (B)	Dim. (C)	Dim. (D)	Remarks
ECB	BZ	1 ¹ / ₁₆	9 ¹ / ₁₆	1 3 ⁴ / ₄	—	
FBB	BZ	3 ⁴ / ₄	1 ² / ₂	1 3 ⁴ / ₄	—	
FBC	BZ	3 ⁴ / ₄	1 ² / ₂	2	—	
FCB	BZ	3 ⁴ / ₄	9 ¹ / ₁₆	1 3 ⁴ / ₄	—	
FCC	BZ	3 ⁴ / ₄	9 ¹ / ₁₆	2	—	
HDB	BZ	7 ⁸ / ₈	5 ⁸ / ₈	1 3 ⁴ / ₄	—	
HDC	BZ	7 ⁸ / ₈	5 ⁸ / ₈	2	—	
HEB	BZ	7 ⁸ / ₈	1 ¹ / ₁₆	1 3 ⁴ / ₄	—	
HEC	BZ	7 ⁸ / ₈	1 ¹ / ₁₆	2	—	
JFB	BZ	1	3 ⁴ / ₄	1 3 ⁴ / ₄	—	
JFC	BZ	1	3 ⁴ / ₄	2	—	
LHC	BZ	1 1 ⁸ / ₈	7 ⁸ / ₈	2	—	
HB-735	HB	1 1 ⁸ / ₈	7 ⁸ / ₈	1 ² / ₂	7 ⁸ / ₈	
NB-10	NY	1 ¹ / ₁₆	1 ² / ₂	1 3 ⁴ / ₄	—	
NB-1	NY	1 ¹ / ₁₆	9 ¹ / ₁₆	1 3 ⁴ / ₄	—	
NB-2	NY	1 ¹ / ₁₆	9 ¹ / ₁₆	2	—	
NB-3	NY	3 ⁴ / ₄	9 ¹ / ₁₆	1 3 ⁴ / ₄	—	
NB-4	NY	3 ⁴ / ₄	9 ¹ / ₁₆	2	—	
NB-11	NY	7 ⁸ / ₈	1 ² / ₂	1 3 ⁴ / ₄	—	
NB-5	NY	7 ⁸ / ₈	9 ¹ / ₁₆	1 3 ⁴ / ₄	—	
NB-9	NY	1	3 ⁴ / ₄	1 3 ⁴ / ₄	—	Use FCC as inner bearing
NB-080	NY	1 1 ³ / ₃₂	9 ¹ / ₁₆	1 3 ⁴ / ₄	—	
NB-6	NY	1 1 ⁴ / ₄	9 ¹ / ₁₆	2	—	
NB-7	NY	1 9 ¹ / ₃₂	5 ⁸ / ₈	1 1 ³ / ₃₂	—	Use 2 per eye
NB-8	NY	1 9 ¹ / ₃₂	9 ¹ / ₁₆	1 1 ³ / ₃₂	—	Use 2 per eye
RB-1	RB	1 9 ¹ / ₃₂	2	2 5 ¹ / ₁₆	5 ⁸ / ₈	
321-359	RB	2 1 ¹ / ₁₆	2 1 ⁴ / ₄	3 3 ¹ / ₁₆	1	
321-354U	SQ	1 1 ¹ / ₃₂	2 9 ¹ / ₁₆	2 5 ⁸ / ₈	5 ⁸ / ₈	Cambria "H" series equalizer bushing
321-355U	SQ	1 7 ⁸ / ₈	2 7 ⁸ / ₈	3 1 ⁴ / ₄	3 ⁴ / ₄	Cambria "MMD" series equalizer bushing.




Equalizers

Part No.	Type	Wid.	Dim. (A)	Dim. (B)	Dim. (C)	Dim. (D)	Dim. (E)
E-115	1	1 3 ⁴ / ₄	2	5 3 ⁴ / ₄	9 ¹ / ₁₆	9 ¹ / ₁₆	—
E-103	1	1 3 ⁴ / ₄	4	6	9 ¹ / ₁₆	9 ¹ / ₁₆	—
E-117	2	2	4 3 ⁴ / ₄	4 5 ⁸ / ₈	7 ⁸ / ₈	9 ¹ / ₁₆	12
E-106	2	2	5 1 ² / ₂	6	7 ⁸ / ₈	9 ¹ / ₁₆	13 1 ⁸ / ₈
E-101	3	2	5	4 3 ⁴ / ₄	7 ⁸ / ₈	5 ⁸ / ₈	—
E-101A	3	2	5	4 3 ⁴ / ₄	7 ⁸ / ₈	9 ¹ / ₁₆	—
E-102	4	2	2 3 ⁴ / ₄	3 1 ² / ₂	7 ⁸ / ₈	5 ⁸ / ₈	—

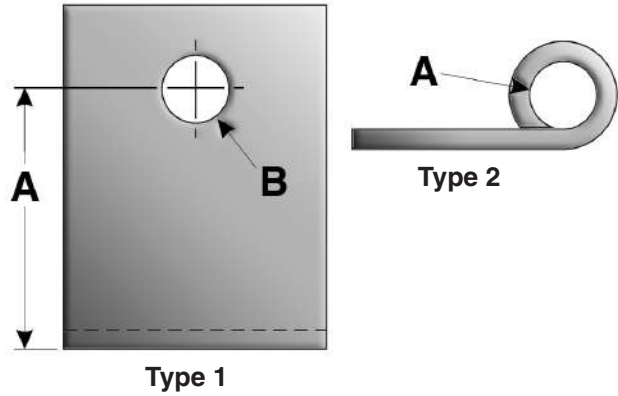
Side Bars

Part No.	Dim. (A)	Dim. (B)
S-102	2	9 ¹ / ₁₆
S-106A	2 1 ⁴ / ₄	9 ¹ / ₁₆
S-106	2 5 ⁸ / ₈	5 ⁸ / ₈
S-107	2 5 ⁸ / ₈	9 ¹ / ₁₆
S-103	3	9 ¹ / ₁₆



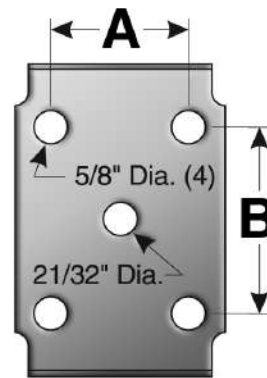
Hangers

Part No.	Type	Position	Spring Wid.	Dim. (A)	Dim. (B)
H-114	1	Front	1 3/4	2	9/16
H-102	1	Front	1 3/4	3 1/4	9/16
H-107	1	Front	1 3/4	4 1/4	9/16
H-116	1	Front	2	3 3/4	9/16
H-101D	1	Front	2	4 1/4	9/16
H-117	1	Center	2	3 3/8	7/8
H-105D	1	Center	3	3 1/2	7/8
H-115	1	Rear	1 3/4	2	9/16
H-103	1	Rear	2	5 1/4	3/8
H-118	1	Rear	2	5 7/16	9/16
H-110	2	Eye	1 3/4	NB-1	—
H-108	2	Eye	2	NB-7	—



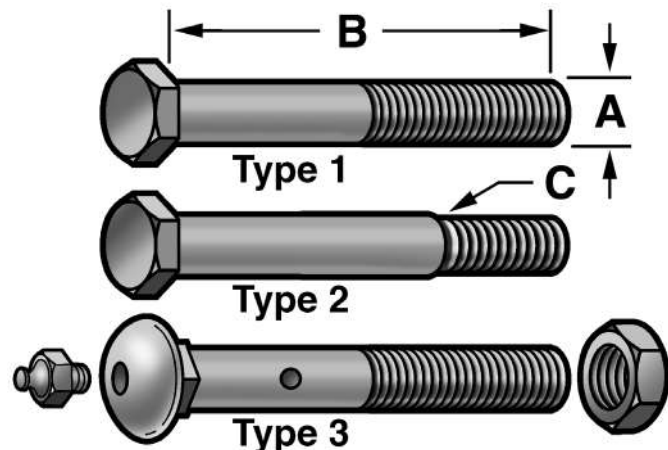
U-Bolt Plates

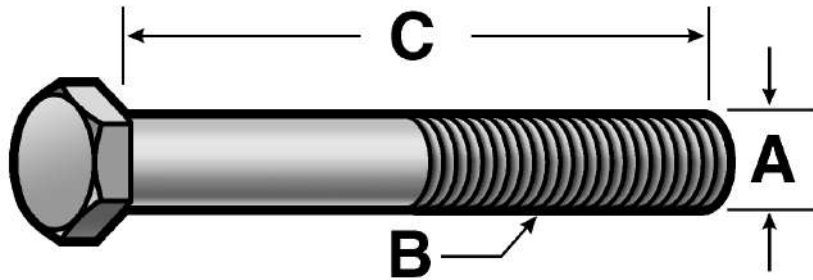
Part No.	Dim. (A)	Dim. (B)	Dim. (C)	Dim. (D)
U-103	2 3/8	2 5/8	5/8	5/8
U-104	2 1/2	3	9/16	5/8
U-105	2 5/8	3 9/16	5/8	5/8



Bolts

Part No.	Type	Dim. (A) O.D.	Dim. (B) Length	Dim. (C) Thread
B-105	1	3/8	2 1/2	—
B-100	1	3/8	3 1/2	—
B-108	1	9/16	3	—
B-110	1	9/16	3 1/2	—
B-102	1	5/8	3 1/2	—
B-103	1	7/8	4 1/2	—
B-101	2	9/16	3	7/16
327-259A	2	9/16	3 1/4	7/16
B-111	3	7/8	4 3/4	—





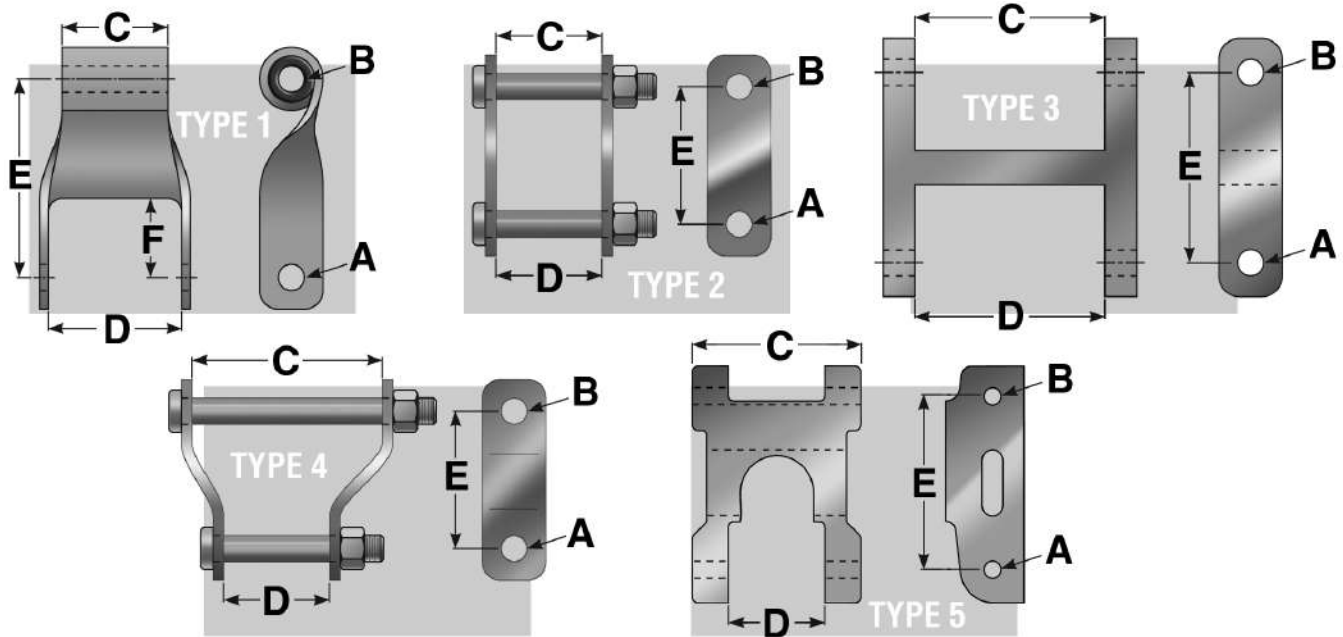
Spring and Shackle Bolt Kits

(includes nuts and washers as required)

Kit No.	Dim. (A)	Dim. (B)	Dim. (C)	Grade	OEM Reference	Remarks
334-766	1/2	1/2 - 20 UNF	4	8	1923876	
334-786	1/2	1/2 - 20 UNF	5	8	6033178	
334-790	14mm (.55)	M14x2.0	4 1/2	11	N606107-S2, N804028-S2, N806567-S60, N802136-S2, N802824-S2	Included special nut
334-758	9/16	9/16 - 18 UNF	4	8	15640770	
334-752	9/16	9/16 - 18 UNF	4 1/2	8	11505183, 11509676, 11513937, 15640771, 56215-S2, 56217-S2, N606107-S2, N804028-S2, N806443-S2, N806567-S2	
334-762	9/16	9/16 - 18 UNF	5	8	9430840, 300964-S2, 56218-S2, N606109-S2, N800991-S2, N806568-S60	
334-784	9/16	9/16 - 18 UNF	7	8	N805399-S2	
334-772	5/8	5/8 - 18 UNF	3 1/2	8	N601521-S2, N601522-S2	
334-782	5/8	5/8 - 18 UNF	4	8	2907406	Reduced size head
334-796	5/8	5/8 - 18 UNF	4	8	2907406	
334-768	5/8	5/8 - 18 UNF	4 1/2	8	454424, 9440991, 1948876, 6023662, 6029377, 58731-S2, N605745-S2, N800950-S2, N807046-S60	
334-770	5/8	5/8 - 18 UNF	5	8	58732-S2, N601526-S2	
334-754	5/8	5/8 - 18 UNF	5 1/2	8	15522519, N805037-S2	
334-774	5/8	5/8 - 18 UNF	6	8	N601528-S2	
334-778	5/8	5/8 - 18 UNF	6 1/2	8	15680342, N805037-S2	
334-764	5/8	5/8 - 18 UNF	7	8	N805284-S2	
334-792	16mm (.63)	M14x2.0	4 1/4	10.9	N606107-S2, N804028-S2, N806567-S60, N802136-S2, N802824-S2	
334-794	16mm (.63)	M14x2.0	4 1/4	10.9	N802136-S2, N802824-S2	Shoulder bolt, includes special nut
334-1937	18mm (.71)	M18x2.5	5	10.9	N807660-S100	Includes lock nut and washers
334-1938	18mm (.71)	M18x2.5	6	10.9	N806967-S56	
334-780	3/4	3/4 - 16 UNF	4	8	2237066, 6030233	Reduced size head
334-798	3/4	3/4 - 16 UNF	4	8	2237066, 6030233	
334-756	3/4	3/4 - 16 UNF	5 1/2	8	11504593, N805444-S56	
334-788	3/4	3/4 - 16 UNF	6 1/2	8	N805558-S2	

◆ Not serviced by Dayton Parts

Components



Shackles

Chevrolet/GMC

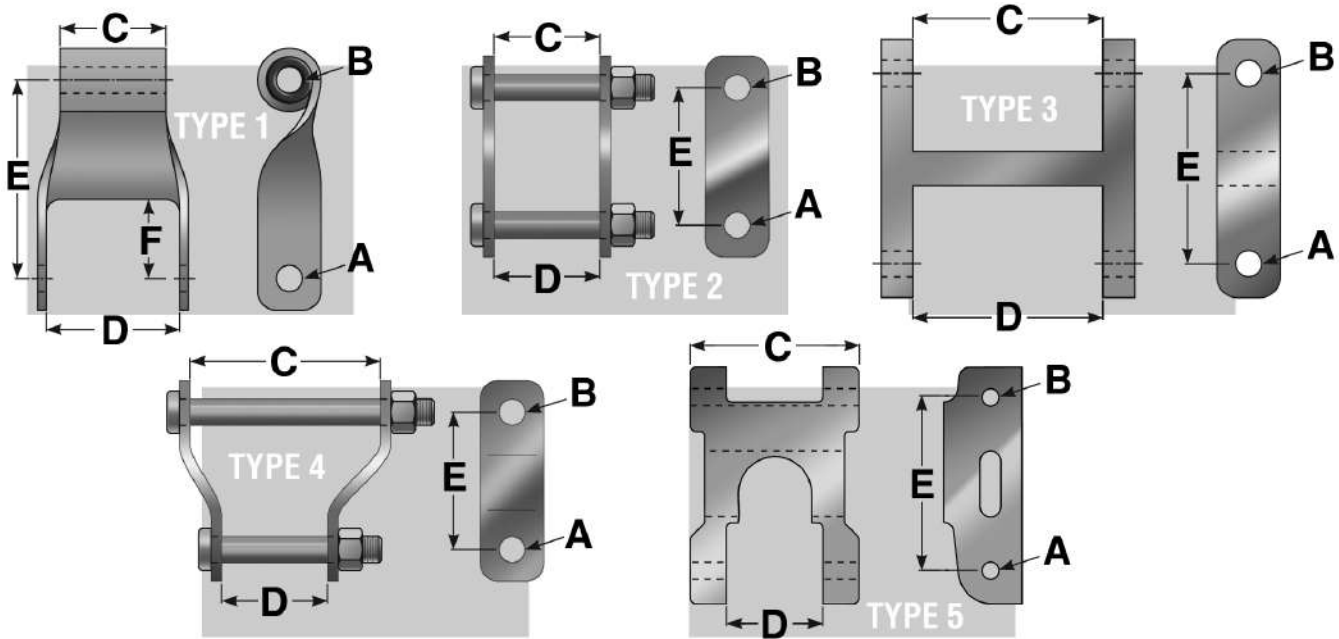
Part No.	Type	Dim. (A)	Dim. (B)	Dim. (C)	Dim. (D)	Dim. (E)	Dim. (F)	Bushing No. Dim. (Qty. Req.)	OEM Reference	Remarks
330-180	1	9/16	9/16	2 3/4	2 7/8	4 11/16	1 1/2	Not replaceable	3941665, 15631322	
330-148	1	9/16	9/16	3	3 1/16	4	1 3/8	Not replaceable	3941784, 6270217, 14022597	
330-181	1	9/16	9/16	3	3 1/16	4 3/8	1 3/8	Not replaceable	15529599, 15640442	
330-166	1	9/16	9/16	3	3 1/16	4 3/8	2	RB-136 (1)	15538377	
330-163	1	5/8	5/8	3	3 1/16	4 3/8	2	321-263 (2)	367771, 15643288, 15654391	
◆	1	5/8	5/8	3 9/16	3 5/8	4 1/2	1 5/8	Not replaceable	15629105	
330-360	1	9/16	9/16	3	3 1/8	4 7/16	1 1/4	Not available	1591732	Stamped
330-361	1	5/8	5/8	3 11/16	3 5/8	4 1/2	1 5/8	Not available	15629105	Stamped
◆	2	9/16	7/16	3 11/16	3 1/2	4 1/2	—	15565053 (2)	15576109	
330-103	2	7/16	7/16	3 9/16	3 9/16	4	—	HB-996 (4)	3890385, 3941799, 3975202, 6272088	
330-178	2	9/16	9/16	—	—	3 5/16	—	None	15598359	Side bar only
◆	3	9/16	9/16	3	3	4	—	None	14045081	Stamped

Dodge/Plymouth

Part No.	Type	Dim. (A)	Dim. (B)	Dim. (C)	Dim. (D)	Dim. (E)	Dim. (F)	Bushing No. Dim. (Qty. Req.)	OEM Reference	Remarks
330-183	1	1/2	1/2	2 7/8	2 7/8	4	1 1/4	Not replaceable	1923872, 4228468	
330-184	1	5/8	5/8	2 7/8	2 7/8	4	1 1/4	Not replaceable	2909367, 4228469	
330-185	1	3/4	3/4	2 7/8	2 7/8	4	1 1/4	RB-58 (1)	3496094	
330-182	2	1/2	1/2	2 7/8	2 7/8	3 3/4	—	None	3497486, 3497488	
330-179	2	9/16	9/16	2 15/16	2 15/16	3 1/2	—	HB-889 (4)	2585263, 3004823	
◆	2	9/16	9/16	2 15/16	2 15/16	3 1/2	—	HB-889 (2), 3643988 (2)	4094098	
◆	2	9/16	9/16	2 15/16	2 15/16	4	—	HB-889 (2), 3643988 (2)	4131312	
◆	4	9/16	9/16	4 7/8	2 15/16	3 3/4	—	HB-889 (4), 3643988 (1)	3514978	
◆	4	9/16	9/16	4 7/8	2 15/16	4	—	HB-889 (2), 3643988 (2), Unknown (1)	4131313	

◆ Not serviced by Dayton Parts

Components



Shackles Continued

Ford

Part No.	Type	Dim. (A)	Dim. (B)	Dim. (C)	Dim. (D)	Dim. (E)	Dim. (F)	Bushing No. Dim. (Qty. Req.)	OEM Reference	Remarks
330-200	1	14mm (.55)	16mm (.63)	1 1 ¹ / ₁₆	3 1 ¹ / ₂	4 3 ³ / ₄	1 1 ¹ / ₄	321-239 (1), 321-240	E5TZ5K316A	321-239 Upper 5/8, 321-240 Lower 9/16
◆	1	16mm (.63)	16mm (.63)	3 1 ¹ / ₂	3 9 ¹ / ₁₆	4 1 ¹ / ₂	1 5 ⁵ / ₈	RB-178 (1)	E8TZ5776A	
◆	1	16mm (.63)	16mm (.63)	4 1 ¹ / ₂	4 1 ¹ / ₂	4	1 5 ⁵ / ₈	RB-182 (1)	E9TZ5776A	
330-175	1	9 ¹ / ₁₆	9 ¹ / ₁₆	3	3 1 ¹ / ₁₆	4 1 ¹ / ₂	1 5 ⁵ / ₈	Not replaceable	D3TZ5776A, E0TZ5776C, E3TZ5776A, E6TZ5776B	
330-158	1	9 ¹ / ₁₆	9 ¹ / ₁₆	3 1 ¹ / ₂	3 9 ¹ / ₁₆	4 1 ¹ / ₂	1 5 ⁵ / ₈	Not replaceable	D3TZ5776B, E0TZ5776A	
330-169	1	9 ¹ / ₁₆	9 ¹ / ₁₆	3 1 ¹ / ₂	3 9 ¹ / ₁₆	4 1 ¹ / ₂	2 3 ³ / ₈	RB-133 (1)	D5UZ5776A	Stamped D7UA5776BA
330-172	1	5 ⁵ / ₈	9 ¹ / ₁₆	2 3 ³ / ₄	2 13 ¹ / ₁₆	4	1 5 ⁵ / ₈	RB-110 (1)	C7TZ5776A	
330-174	1	5 ⁵ / ₈	1 1 ¹ / ₄	2 1 ¹ / ₂	3 1 ¹ / ₁₆	4 1 ¹ / ₂	1 13 ¹ / ₁₆	Used w/HB-1002 (2)	E2TZ5776A, E3TZ5776B	Stamped E47A5778AB
330-171	1	5 ⁵ / ₈	5 ⁵ / ₈	2 3 ³ / ₄	2 13 ¹ / ₁₆	4	1 5 ⁵ / ₈	RB-74 (1)	E0TZ5776B	
330-364A	1	5 ⁵ / ₈	5 ⁵ / ₈	3 1 ¹ / ₂	3 5 ⁵ / ₈	4 1 ¹ / ₂	1 1 ¹ / ₂	RB-178	E8TZ5776A	Stamped
◆	2	9 ¹ / ₁₆	9 ¹ / ₁₆	—	—	—	—	None	C7TZ5468A	Side bar only
330-176	2	9 ¹ / ₁₆	9 ¹ / ₁₆	—	—	4 5 ⁵ / ₈	—	None	D7TZ5468A	Side bar only
◆	3	14mm (.55)	14mm (.55)	4 1 ¹ / ₂	4 1 ¹ / ₂	4 1 ¹ / ₂	—	None	E9TZ5K316A	Cast, Castin part no. E9TD5B311AB
◆	3	9 ¹ / ₁₆	9 ¹ / ₁₆	3	3	3	—	None	F1TZ5776A	Stamped
330-372	5	14mm (.55)	14mm (.55)	3	3	5 1 ¹ / ₂	—	None	F8TZ5776AA	Explorer

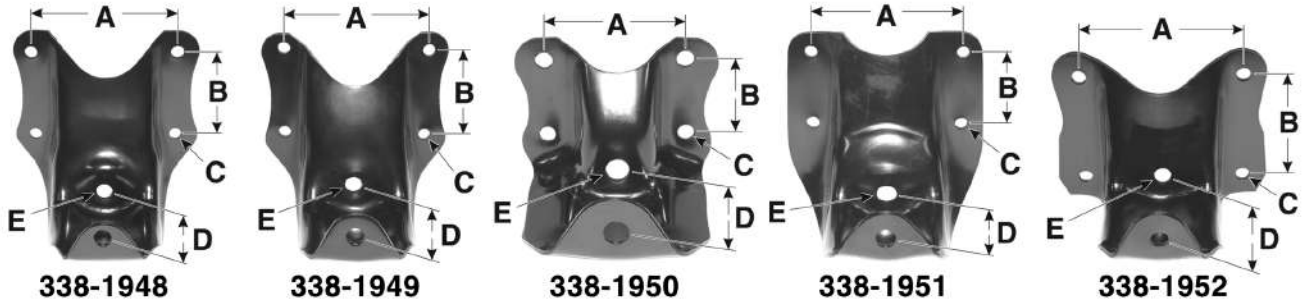
Freightliner

Part No.	Type	Dim. (A)	Dim. (B)	Dim. (C)	Dim. (D)	Dim. (E)	Dim. (F)	Bushing No. Dim. (Qty. Req.)	OEM Reference	Remarks
330-375	1	3 ³ / ₄	3 ³ / ₄	3	3 1 ¹ / ₂	4	—	RB-135	A16-16057-000	Fed-Ex/UPS on Freightliner, Oshkosh and John Deere M, V & X Commercial and Motorhome Chassis

◆ Not serviced by Dayton Parts

Ford Hangers

Components



Ford Hangers

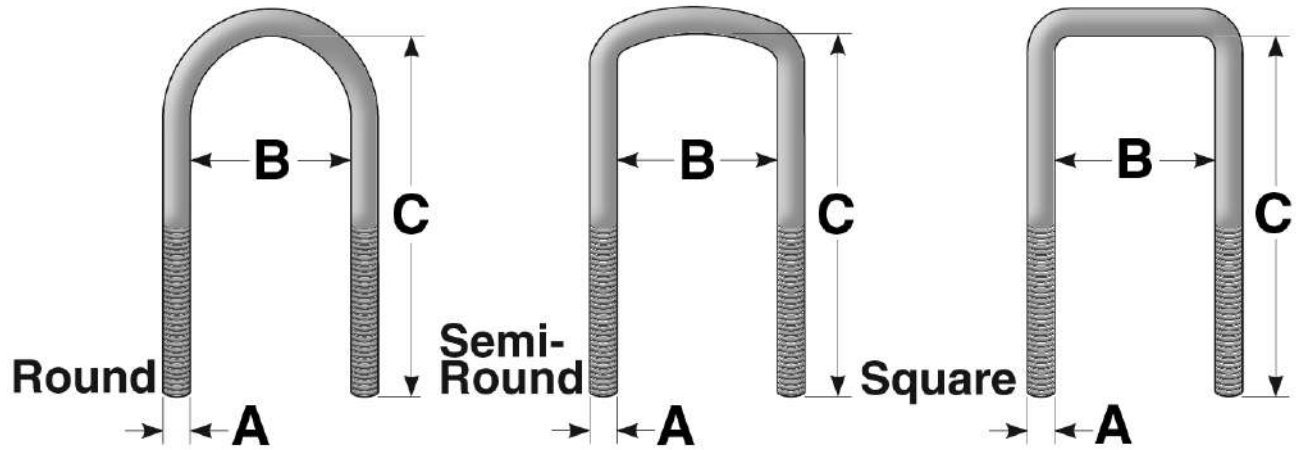
Part No.	Application	OEM No.	Dim. (A)	Dim. (B)	Dim. (C)	Dim. (D)	Dim. (E)	Width
338-1948	E-150(1992-95) F100 (1980-81) F150 (1980-96)	EOTZ5775B	5 ¼	3 ⅝	.44	3	⅞	2 ½
338-1949	Bronco (1980-89) F150 (1980-96) F250 (198-97) F350 (198-97)	EOTZ5775C	5 ¼	3 ⅝	.44	3 ½	⅞	3
338-1950	Ranger (1983-07)	E3TZ5775B / 4L5Z5775AA	3 ⅝	2 ⅞	.44	3	⅞	2 ½
338-1951	F350 (1980-89)	EOTZ5775D	5 ⅝	2 11/16	.41	2 ¾	⅝	2 ¼
338-1952	E250 (1980-91) E350 (1980-91)	DUTZ5775B	5 ¾	4 ⅞	.47	3 ½	⅞	3



Hanger and Shackle Kits - Includes hanger, shackle & attaching hardware

Part No.	Application
339-295	E-150 (1992-2002), F150 (1987-1998) with 2 ½" springs
339-296	F150 (1980-1996) with 3" springs
339-297	Ranger (1986-08)
339-298	F250/350 (1981-91) with 2 ¼" springs

Components



Components

*Note: All U-Bolt Kits contain U-Bolts / Bolts and hardware for installing one spring.

U-Bolt Assemblies

Round Bend

Kit No.	Dim. (A)	Dim. (B)	Dim. (C)	Grade	OEM Reference	Remarks
361-450	1/2	2 7/8	6 7/8	5	E3TZ5705A	
361-451	1/2	2 7/8	8 7/8	5	E3TZ5705B	
361-452	1/2	2 7/8	9 7/8	5	F0TZ5705A	
361-425	1/2	3 1/16	6 3/4	5	3491295, 3491296	
361-623	1/2	3 1/8	7 3/4	5	Dexter	
361-453	1/2	3 1/4	6 3/4	5	E4TZ5705B	
361-403	9/16	2 5/8	4 7/8	5	15629128	
361-404	9/16	2 5/8	5 7/8	5	None	
361-406	9/16	2 3/4	6 7/8	5	14027936, 15623826, 15665005, 3828924	
361-415	9/16	3 1/16	6 3/4	5	356797, 3889964, 3889965, 4036857, 4447519	
361-414	9/16	3 1/16	7 3/4	5	15597822, 15641395, 356798, 3978924	
361-429	9/16	3 1/4	6 3/4	5	D0TZ5705A, D7TZ5705B, E0TZ5705K	
361-433	9/16	3 1/4	7 3/4	5	E0TZ5705G	
361-427	9/16	3 1/4	8 3/4	5	3492067, 52004501, D3TZ5705G, E0TZ5705E, E0TZ5705J	
361-378	9/16	3 1/4	9 3/4	5	D3TZ5705D, E0TZ5705F	
361-456	9/16	3 1/4	10 3/4	5	E0TZ5705F	
361-431	9/16	3 5/8	8 5/8	5	D8UZ5705B, E1TA5705A	
361-432	9/16	3 5/8	9 5/8	5	D8UZ5705A	
361-400	5/8	2 7/8	6 3/4	8	3887754, 3916875, 6272367	
361-401	5/8	2 7/8	7 3/4	8	None	
361-397	5/8	3 1/16	6 3/4	8	379397	
361-380	5/8	3 1/16	7 3/4	8	326489, 6263971, 6263972	
361-398	5/8	3 1/4	7 5/8	8	370053, D4TZ5705A	
361-399	5/8	3 1/4	8 5/8	8	356796, D3TZ5705A	
361-418	5/8	3 1/4	9 5/8	8	15622259, D3TZ5705H	
361-445	5/8	3 1/4	10 5/8	8	D3TZ5705B	
361-440	5/8	3 1/4	11 5/8	8	D3TZ5705C	
361-438	5/8	3 1/4	12 5/8	8	D3TZ5705E	
361-439	5/8	3 1/4	13 5/8	8	D3TZ5705F	
361-407	5/8	3 3/8	8 5/8	8	14055620, 326490, 3978947, 3978948, 6272345	
361-416	5/8	3 1/2	8 5/8	8	15590785, 356799, 356800, 6271263	
361-457	5/8	3 5/8	8 1/2	8	E0TZ5705B, E7TZ5705C	
361-419	5/8	3 5/8	9 1/2	8	15556540, 15556547, 15673943, E0TZ5705A, E6TZ5705B	
361-384	5/8	3 5/8	10 1/2	8	E5TZ5705C	
361-458	5/8	3 5/8	11 1/2	8	E0TZ5705D	
361-385	5/8	3 5/8	12 1/2	8	E0TA5705C, E5TZ5705D	
361-459	5/8	3 5/8	13 1/2	8	E5TZ5705B	

U-Bolt Assemblies Continued

Components

Round Bend - Special Kits

Kit No.	Dim. (A)	Dim. (B)	Dim. (C)	Grade	OEM Reference	Remarks
362-107	9/16	3 5/8	7 5/8	5	3828925	(1) U-bolt and (2) extra 9/16 nuts
362-106	9/16	3 5/8	8 1/2	5	3492069, 4042544	(1) U-bolt and (2) extra 9/16 nuts
362-104	5/8	2 7/8 & 3 1/2	6 3/4 & 7 5/8	8	3887752, 3887754, 3916874, 3916875, 6272367, 6272368	(1) each of both sizes
362-105	5/8	2 7/8 & 3 1/2	7 3/4 & 8 5/8	8	None	(1) each of both sizes
362-100	5/8	3 1/16 & 3 5/8	6 3/4 & 8 1/2	8	379397, 379398	(1) each of both sizes
362-101	5/8	3 1/16 & 3 5/8	7 3/4 & 9 1/2	8	None	(1) each of both sizes
362-102	5/8	4 1/16	8 3/8	8	370054, 460340	(1) U-bolt and (2) 5/8 X 2 1/2 bolts
362-103	5/8	4 1/16	9 3/8	8	None	(1) U-bolt and (2) 5/8 X 3 bolts

Semi-Round Bend

Kit No.	Dim. (A)	Dim. (B)	Dim. (C)	Grade	OEM Reference	Remarks
361-464	1/2	2 9/16	6 7/8	5	3821279	"CR1" bend
361-465	1/2	2 9/16	7 7/8	5	3633709, 3633710, 4031209	"CR1" bend
361-444	1/2	2 9/16	10 7/8	5	3633737, 3735991, 4147955	"CR1" bend
361-402	9/16	2 9/16	6 3/4	5	2074619	"CR1" bend
361-463	9/16	2 9/16	7 3/4	5	3633325, 3637393	"CR1" bend
361-426	9/16	2 9/16	8 3/4	5	1920525, 3496267, 3633711	"CR1" bend
361-462	9/16	2 9/16	9 3/4	5	1920526, 4228068	"CR1" bend
361-466	9/16	2 9/16	10 3/4	5	1920527, 3496672	"CR1" bend
361-428	9/16	2 9/16	11 3/4	5	1922352	"CR1" bend
361-417	9/16	2 9/16	12 3/4	5	1922353	"CR1" bend
361-441	9/16	2 9/16	13 3/4	5	None	"CR1" bend
361-436	9/16	2 9/16	14 3/4	5	None	"CR1" bend
361-437	9/16	2 9/16	16 3/4	5	4032462	"CR1" bend
361-420	3/4	2 9/16	11 5/8	8	15680336	"CR1" bend
361-460	3/4	2 9/16	12 5/8	8	None	"CR1" bend
361-421	3/4	2 9/16	13 5/8	8	15676880	"CR1" bend
361-405	3/4	3 1/16	13 3/8	8	15629103	"IR" bend

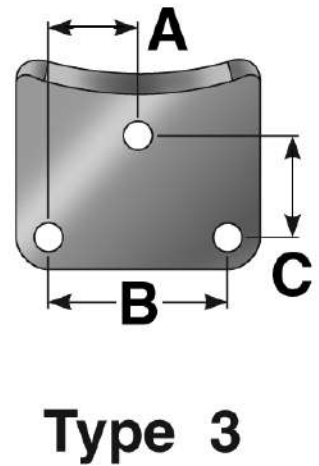
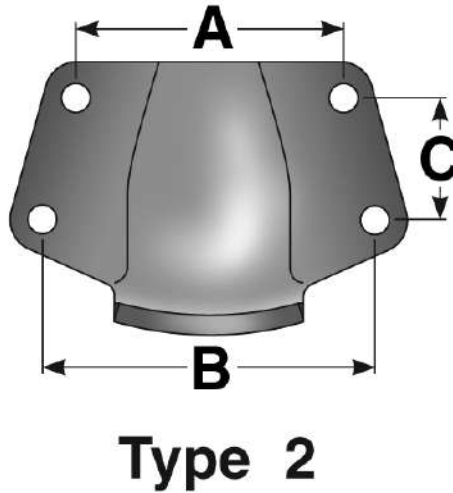
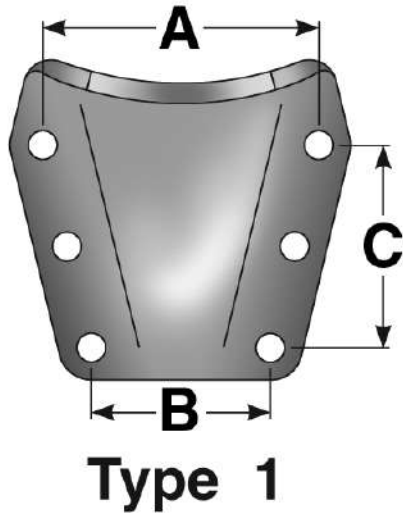
Square Bend

Kit No.	Dim. (A)	Dim. (B)	Dim. (C)	Grade	OEM Reference	Remarks
361-411	1/2	2 5/16	6 3/4	5	3941652	
361-408	9/16	2 9/16	9 5/8	5	15529595, 15529596	
361-434	9/16	3 1/16	8 3/8	5	D7TZ5455A, E7TZ5455A	
361-435	9/16	3 1/16	9 3/8	5	D3TZ5455A	
361-412	5/8	2 5/16	7 3/4	8	3898831	
361-454	5/8	2 5/16	11 3/4	8	E7TZ5705A	
361-455	5/8	2 5/16	15 3/4	8	E5TZ5705A, E7TZ5705B	
361-424	5/8	2 9/16	7 5/8	8	3947377	
361-423	5/8	2 9/16	8 5/8	8	3753742	
361-409	5/8	2 9/16	9 5/8	8	15548640, 471664, 471667	
361-386	5/8	2 9/16	10 5/8	8	15684331, 3753741, 3948718, 471666, 471668	
361-410	5/8	2 9/16	11 5/8	8	15529597, 15567943, 15659642, 3889976, 471665	
361-413	5/8	2 9/16	12 5/8	8	3823268, 471662, 471663, 474977	
361-387	5/8	2 9/16	13 5/8	8	2416107, 2416113, 3970090	
361-447	5/8	3 1/16	4 3/8	8	E8TZ5455A	
361-448	5/8	3 1/16	5 3/8	8	None	
361-370	5/8	3 1/16	8 3/8	8	DUZ5705A	
361-430	5/8	3 1/16	9 3/8	8	DUZ5705B	
361-422	3/4	2 9/16	12 1/2	8	15666426, 15666427, 3684051, 3753729, 3753730	
361-449	3/4	3 1/16	15 3/8	8	E8TZ5705A	
361-442	3/4	4 1/16	4 7/8	8	E9TZ5455A	
361-161	3/4	4 1/16	5 7/8	8	None	
361-200	3/4	4 1/16	12 7/8	8	E9TZ5705A	
361-443	3/4	4 1/16	13 7/8	8	E9TZ5705B	

Helper Spring Brackets



Helper Spring Brackets



Chevrolet/GMC

Part No.	Type	Dim. (A)	Dim. (B)	Dim. (C)	Bolt Qty. & Dia.	Spring Wid.	OEM Ref.	Insulator Part No.	Remarks
538-119S	1	2 1 ¹ / ₁₆	2 1 ¹ / ₁₆	2 1 ⁸ / ₈	4 @ 1/2	2 1/2	15538407, 15654886	Integrally Molded	
◆	1	2 1 ³ / ₁₆	2 1 ³ / ₁₆	4 1 ⁸ / ₈	8 @ 3/8	2 1/2	3947395	None	
538-117	1	3 1/4	3 1/4	2 9 ¹⁶ / ₁₆	4 @ 3/8	2 1/2	3970991, 6262721	None	
538-122	1	3 7 ⁸ / ₈	2 5 ⁸ / ₈	2 1/2	4 @ 1/2	2 1/2	15754062	Integrally Molded	
◆	1	4	5	1 3/4	4 @ 1/2	3	15603970, 15657370	Integrally Molded	
SHB-113	1	4 1/4	2 3/4	3 1/4	6 @ 3/8	2 1/2	3888969, 328200	None	SHB-113 does not use insulator Pad
◆	2	2 3/8	2 3/8	1 7/8	4 @ 1/2	3	15603969, 15657369	Integrally Molded	
538-118S	2	4 1/8	5 1/8	2	4 @ 1/2	2 1/2	15538406, 15654887	Integrally Molded	

Dodge/Plymouth

Part No.	Type	Dim. (A)	Dim. (B)	Dim. (C)	Bolt Qty. & Dia.	Spring Wid.	OEM Ref.	Insulator Part No.	Remarks
538-112	3	3/4	1 1/2	1 1/2	3 @ 3/8	2 1/2	3633956	534-107	538-112 is adjustable; 534-107 does not fit the OEM bracket

Ford

Part No.	Type	Dim. (A)	Dim. (B)	Dim. (C)	Bolt Qty. & Dia.	Spring Wid.	OEM Ref.	Insulator Part No.	Remarks
SHB-114	1	3 1/8	2 1/4	1 3/8	4 @ 3/8	2 1/4	E0TZ5700A	E0TZ5783A	SHB-114 does not use an insulator pad
◆	1	3 1/8	2 1/4	1 3/8	4 @ 3/8	3	E8TZ5700A	E8TZ5A978A	
538-116	1	3 1/8	2 1/4	1 3/8	4 @ 7/16	2 1/2, 3	E0TZ5700B	534-165	
◆	1	3 1/8	2 7/8	1 1/4	4 @ 3/8	4	E9TZ5700A	E8TZ5A978A	Casting part number E9TD5700AB
538-121RB	1	3 3/4	2 7/8	1 3/8	4 @ 3/8	3	F81Z5700CA	534-165	
538-121LB	1	3 3/4	2 7/8	1 3/8	4 @ 3/8	3	F81Z5700BA	534-165	

◆ Not serviced by Dayton Parts

Decimal & Metric Size Chart



Fractions (inch)	Decimal (inch)	Metric (mm)	Fractions (inch)	Decimal (inch)	Metric (mm)
1/64	.0156	0.3969	—	.5118	13.0000
1/32	.0313	0.7938	33/64	.5156	13.0969
—	.0394	1.0000	17/32	.5313	13.4938
3/64	.0469	1.1906	35/64	.5469	13.8906
1/16	.0625	1.5875	—	.5512	14.0000
5/64	.0781	1.9844	9/16	.5625	14.2875
—	.0787	2.0000	37/64	.5781	14.6844
3/32	.0938	2.3813	—	.5906	15.0000
7/64	.1094	2.7781	19/32	.5938	15.0813
—	.1181	3.0000	39/64	.6094	15.4781
1/8	.1250	3.1750	5/8	.6250	15.8750
9/64	.1406	3.5719	—	.6299	16.0000
5/32	.1563	3.9688	41/64	.6406	16.2719
—	.1575	4.0000	21/32	.6563	16.6688
11/64	.1719	4.3656	—	.6693	17.0000
3/16	.1875	4.7625	43/64	.6719	17.0656
—	.1969	5.0000	11/16	.6875	17.4625
13/64	.2031	5.1594	45/64	.7031	17.8594
7/32	.2188	5.5563	—	.7087	18.0000
15/64	.2344	5.9531	23/32	.7188	18.2563
—	.2362	6.0000	47/64	.7344	18.6531
1/4	.2500	6.3500	—	.7480	19.0000
17/64	.2656	6.7469	3/4	.7500	19.0500
—	.2756	7.0000	49/64	.7656	19.4469
9/32	.2813	7.1438	25/32	.7813	19.8438
19/64	.2969	7.5406	—	.7874	20.0000
5/16	.3125	7.9375	51/64	.7969	20.2406
—	.3150	8.0000	13/16	.8125	20.6375
21/64	.3281	8.3344	—	.8268	21.0000
11/32	.3438	8.7313	53/64	.8281	21.0344
—	.3543	9.0000	27/32	.8438	21.4313
23/64	.3594	9.1281	55/64	.8594	21.8281
3/8	.3750	9.5250	—	.8661	22.0000
25/64	.3906	9.9219	7/8	.8750	22.2250
—	.3937	10.0000	57/64	.8906	22.6219
13/32	.4063	10.3188	—	.9055	23.0000
27/64	.4219	10.7156	29/32	.9063	23.0188
—	.4331	11.0000	59/64	.9219	23.4156
7/16	.4375	11.1125	15/16	.9375	23.8125
29/64	.4531	11.5094	—	.9449	24.0000
15/32	.4688	11.9063	61/64	.9531	24.2094
—	.4724	12.0000	31/32	.9688	24.6063
31/64	.4844	12.3031	—	.9843	25.0000
1/2	.5000	12.7000	63/64	.9844	25.0031
			1	1.0000	25.4000

Conversion Factors One (1) Inch = 25.4 Millimeters

Convert from	to	Factor
Inches (in)	Millimeters (mm)	Multiply inches by 25.4
Millimeters (mm)	Inches (in)	Divide millimeters by 25.4

Examples

- 1** — Convert 24 inches to millimeters
24 inches **multiplied** by 25.4 millimeters per inch equals 609.6 millimeters.
- 2** — Convert 600 millimeters to inches
600 millimeters **divided** by 25.4 millimeters per inch equals 23.62 inches

LIGHT VEHICLE SUSPENSION PRODUCTS

PUB-208-2015 / June, 2015

Dayton
parts[™] Dayton Parts, LLC

www.daytonparts.com

Call Centers:

3500 Industrial Road
Harrisburg, PA 17110
800-233-0899

12390 184th Street
Edmonton, AB T5V 0A5
800-661-9861

Distribution Centers:

Harrisburg, PA
Edmonton, AB
Lewisville, TX
Mississauga, ON

