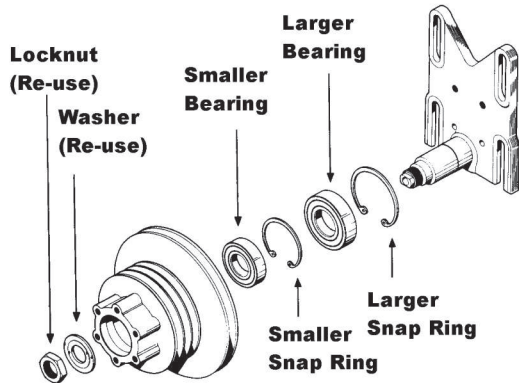


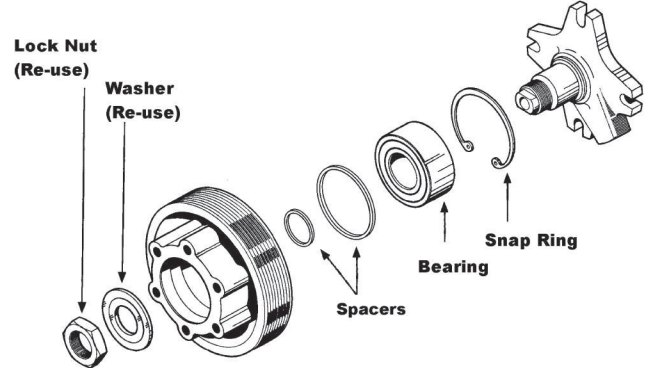
KIT MASTERS

Kysor Bearing Kit Assembly Instructions

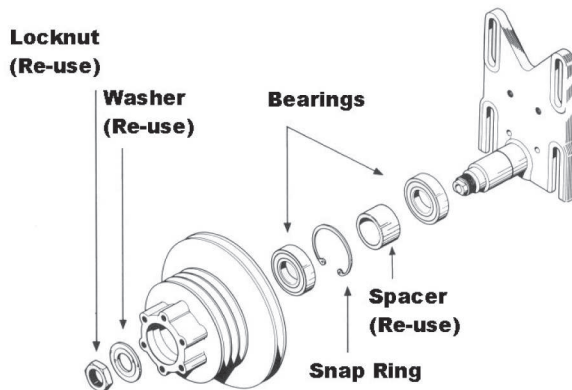
8581-01



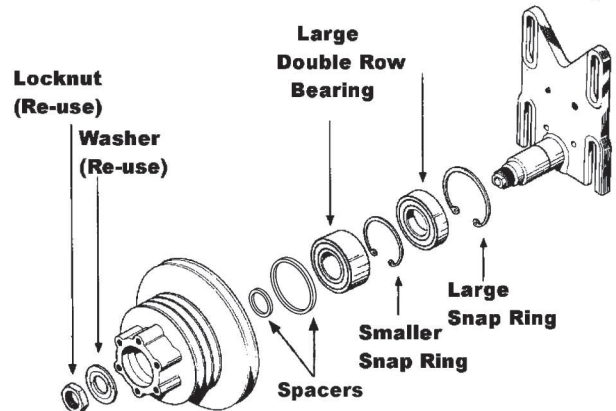
8582-01



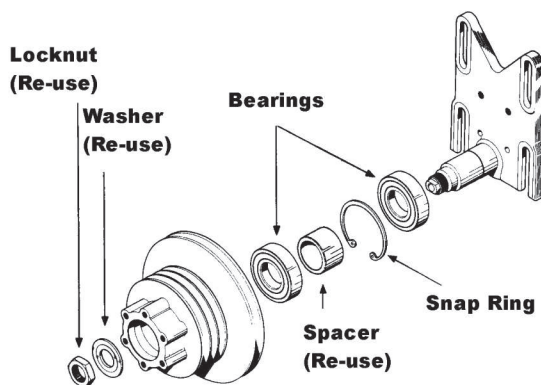
8582-02



8582-03



8582-04



Instructions to rebuild the pulley (hub)

1. Remove pulley and clutch from the engine
2. Remove and discard old bearings
3. Replace bearings as shown on the drawings
4. Replace the washer and locknut (re-use)
 - Secure the locknut using Loctite® with 170 lbs.-ft
5. After re-assembly of the hub and before you bolt the clutch on, replace the black coupling.
6. Also, replace the o-ring on the clutch. Apply o-ring lube liberally to o-ring