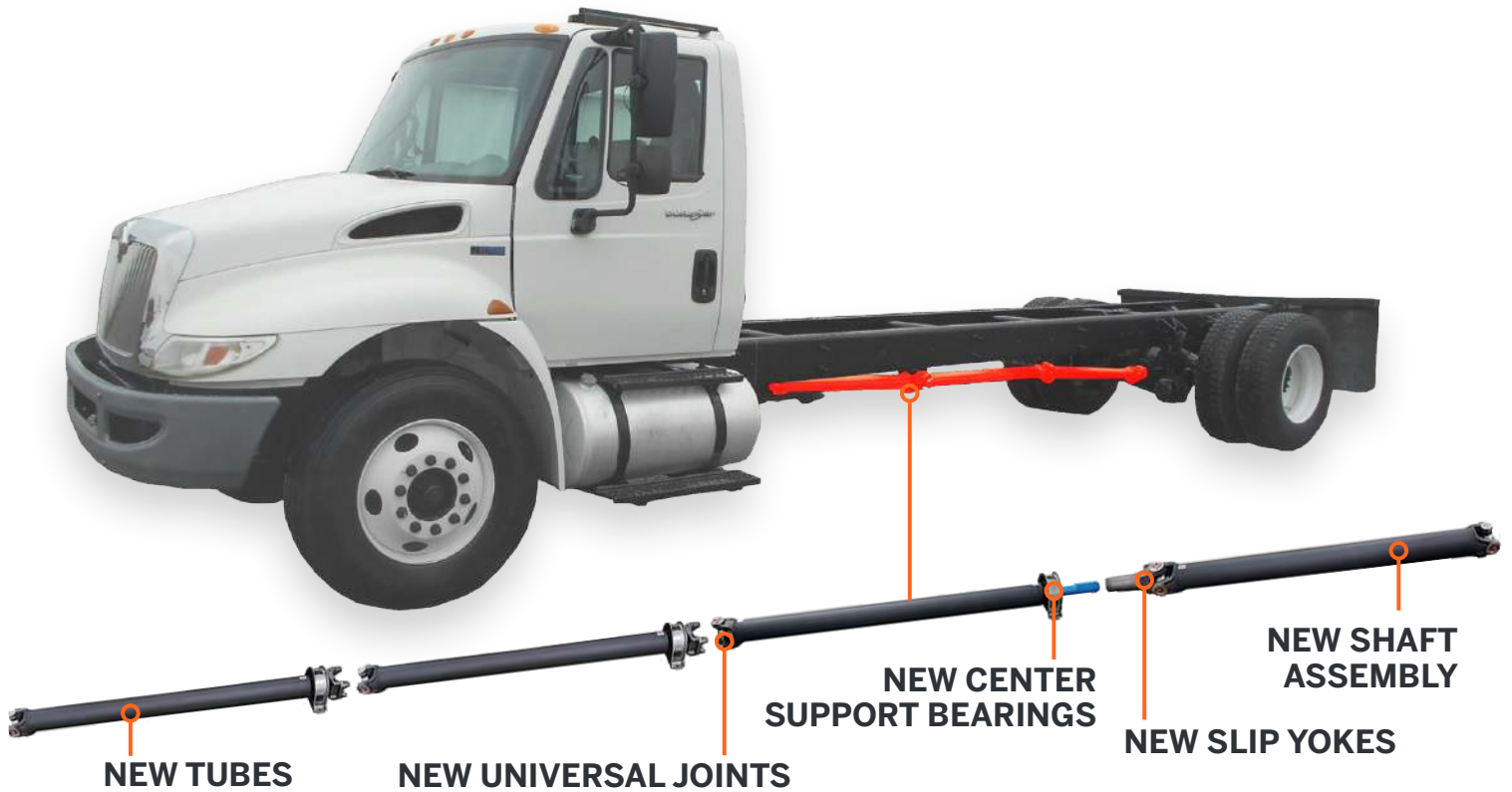


Coverage for International 4300 HD Drive Shafts
www.dormanhdsolutions.com

INTERNATIONAL 4300 2018-03
**DORMAN HD DRIVE
SHAFT ASSEMBLIES**



HD DRIVE SHAFT ASSEMBLIES



936-1150

International 4300 2018-03

**BRAND NEW,
FULLY ASSEMBLED
AND BALANCED.**



Coverage also available for Isuzu NPR trucks

NEW ASSEMBLY & JOINTS

100% New and Ready to Install

Serviceable Universal Joints

Available as Individual Piece
and Multi-piece Assemblies

Fully Assembled & Balanced

Unequalled Coverage


Limited Lifetime Warranty

Quick Delivery with distribution
throughout the U.S.

INTERNATIONAL 4300 HD DRIVE SHAFT ASSEMBLIES

POPULAR SOLUTIONS INDIVIDUAL DRIVE SHAFT ASSEMBLY

LENGTH MEASUREMENT




DORMAN #	OE #	LENGTH (IN.)	DORMAN #	OE #	LENGTH (IN.)	DORMAN #	OE #	LENGTH (IN.)
936-1217	459DTA0790	31.125	936-1014	459DTL1065	50.250	936-1117	459DTL1265	58.000
936-1079	459DTA0865	34.000	936-1140	459DTD1255	50.375	936-1124	459DTL1275	58.500
936-1049	459DTD0880	35.625	936-1051	459DTL1075	50.625	936-1158	459DTA1495	58.750
936-1063	459DTA0955	37.620	936-1029	459DTD1270	51.000	936-1010	459DTL1285	58.875
936-1059	459DTA0985	38.750	936-1077	459DTL1085	51.000	936-1052	459DTD1480	59.250
936-1060	459DTL0785	39.125	936-1064	459DTL1095	51.370	936-1121	459DTL1295	59.250
936-1071	459DTA1000	39.370	936-1016	459DTD1285	51.625	936-1099	459DTL1305	59.620
936-1094	459DTL0795	39.500	936-1134	459DTL1105	51.750	936-1009	459DTD1495	59.875
936-1041	459DTL0855	41.875	936-1013	459DTD1300	52.250	936-1168	459DTL1315	60.000
936-1072	459DTD1045	42.120	936-1066	459DTD1315	52.750	936-1085	459DTL1325	60.500
936-1096	459DTL0865	42.370	936-1086	459DTL1135	53.000	936-1136	459DTA1540	60.625
936-1102	459DTD1090	43.870	936-1040	459DTD1330	53.375	936-1116	459DTL1335	60.875
936-1149	459DTL0905	43.875	936-1043	459DTL1145	53.375	936-1036	459DTL1345	61.250
936-1028	459DTD1105	44.500	936-1118	459DTL1155	53.750	936-1017	459DTL1355	61.625
936-1023	459DTL0925	44.625	936-1038	459DTL1165	54.125	936-1032	459DTL1365	62.000
936-1068	459DTA1165	45.870	936-1129	459DTL1175	54.500	936-1044	459DTD1555	62.250
936-1107	459DTD1150	46.250	936-1057	459DTA1390	54.750	936-1034	459DTA1615	63.500
936-1022	459DTA1180	46.500	936-1162	459DTD1375	55.125	936-1090	459DTA1660	65.250
936-1019	459DTL0985	47.000	936-1053	459DTA1405	55.250	936-1008	459DTA1675	65.945
936-1088	459DTL0995	47.500	936-1160	459DTL1195	55.250	936-1137	459DTD1675	67.000
936-1027	459DTA1210	47.625	936-1030	459DTL1215	56.125	936-1154	459DTD1735	69.375
936-1073	459DTL1005	47.850	936-1012	459DTA1435	56.375	936-1236	459DTL1595	71.000
936-1081	459DTD1195	48.000	936-1143	459DTL1225	56.500	936-1155	459DTL1685	74.625
936-1048	459DTA1225	48.250	936-1091	459DTD1420	56.870	936-1238	459DTL1715	75.750
936-1113	459DTL1015	48.250	936-1164	459DTL1235	56.875	936-1219	459DTL1755	77.375
936-1050	459DTA1240	48.750	936-1039	459DTA1450	57.000	936-1138	459DTL1765	77.750
936-1025	459DTL1055	49.750	936-1132	459DTL1245	57.250	936-1195	459DTL1775	78.125

HD DRIVE SHAFT ASSEMBLIES

POPULAR SOLUTIONS DRIVE SHAFT 2-PIECE ASSEMBLY

LENGTH MEASUREMENT



DORMAN #	OE FROM TRANSMISSION	OE TO REAR AXLE	LENGTH (IN.)
936-1080	459DTA0865	459DTL1005	76.875
936-1197	459DTA0955	459DTL0925	77.250
936-1232	459DTA0955	459DTL1005	80.500
936-1114	459DTA1000	459DTL1015	82.625
936-1065	459DTA0955	459DTL1095	84.000
936-1024	459DTA1180	459DTL0925	86.125
936-1087	459DTA1165	459DTL1135	93.875
936-1069	459DTA1165	459DTL1165	95.000
936-1240	459DTA1225	459DTL1155	97.000
936-1213	459DTA1390	459DTL1075	100.375
936-1142	459DTA1390	459DTL1155	103.500
936-1054	459DTA1405	459DTL1145	103.625
936-1058	459DTA1390	459DTL1165	103.875
936-1147	459DTA1450	459DTL1165	106.125
936-1093	459DTA1390	459DTL1265	107.750
936-1144	459DTA1540	459DTL1225	112.125
936-1231	459DTA1615	459DTL1165	112.625
936-1130	459DTA1615	459DTL1175	113.000
936-1159	459DTA1495	459DTL1325	114.250
936-1110	459DTA1675	459DTL1165	115.000
936-1227	459DTA1615	459DTL1235	115.375
936-1133	459DTA1615	459DTL1245	115.750
936-1035	459DTA1615	459DTL1285	117.375
936-1165	459DTA1675	459DTL1235	117.750

INTERNATIONAL 4300 HD DRIVE SHAFT ASSEMBLIES

POPULAR SOLUTIONS DRIVE SHAFT 3-PIECE ASSEMBLY

LENGTH MEASUREMENT



DORMAN #	OE FROM TRANSMISSION	OE MIDDLE PIECE	OE TO REAR AXLE	LENGTH (IN.)
936-1218	459DTD1255	459DTA0790	459DTL0985	123.500
936-1074	459DTD1045	459DTA1000	459DTL1005	124.375
936-1061	459DTD1285	459DTA0985	459DTL0785	124.500
936-1230	459DTD1285	459DTA0985	459DTL0905	129.250
936-1089	459DTD1195	459DTA1000	459DTL0995	129.875
936-1226	459DTD1270	459DTA1000	459DTL0935	130.375
936-1083	459DTD1285	459DTA0985	459DTL1005	133.250
936-1123	459DTD1285	459DTA0985	459DTL1085	136.375
936-1246	459DTD1330	459DTA1000	459DTL1085	138.750
936-1153	459DTD1330	459DTA1000	459DTL1095	139.125
936-1108	459DTD1150	459DTA1435	459DTL0865	140.000
936-1097	459DTD1195	459DTA1435	459DTL0865	141.750
936-1075	459DTD1285	459DTA1435	459DTL0785	142.125
936-1141	459DTD1255	459DTA1240	459DTL1015	142.375
936-1095	459DTD1285	459DTA1435	459DTL0795	142.500
936-1115	459DTD1330	459DTA1450	459DTL0785	144.500
936-1128	459DTD1285	459DTA1435	459DTL0855	144.875
936-1151	459DTD1330	459DTA1450	459DTL0795	144.875
936-1042	459DTD1330	459DTA1450	459DTL0855	147.250
936-1148	459DTD1330	459DTA1450	459DTL0905	147.931
936-1228	459DTD1285	459DTA1435	459DTL0985	150.000
936-1101	459DTD1285	459DTA1435	459DTL1055	152.750
936-1047	459DTD1480	459DTA1240	459DTL1075	153.625
936-1015	459DTD1300	459DTA1435	459DTL1065	153.875
936-1166	459DTD1330	459DTA1450	459DTL1055	155.125
936-1241	459DTD1135	459DTA1450	459DTL1345	158.827
936-1082	459DTD1195	459DTA1435	459DTL1355	161.000
936-1021	459DTD1285	459DTA1435	459DTL1285	161.875

HD DRIVE SHAFT ASSEMBLIES

POPULAR SOLUTIONS

DRIVE SHAFT 3-PIECE ASSEMBLY (CONT.)

DORMAN #	OE FROM TRANSMISSION	OE SUPPORT	OE TO REAR AXLE	LENGTH (IN.)
936-1157	459DTD1330	459DTA1450	459DTL1275	163.875
936-1109	459DTD1330	459DTA1450	459DTL1285	164.250
936-1070	459DTD1270	459DTA1450	459DTL1355	164.625
936-1018	459DTD1285	459DTA1435	459DTL1355	164.625
936-1126	459DTD1285	459DTA1435	459DTL1365	165.000
936-1112	459DTD1330	459DTA1450	459DTL1345	166.625
936-1127	459DTD1495	459DTA1450	459DTL1275	170.375
936-1026	459DTD1495	459DTA1675	459DTL1055	170.500
936-1135	459DTD1495	459DTA1675	459DTL1105	172.500
936-1169	459DTD1375	459DTA1660	459DTL1315	175.375
936-1100	459DTD1420	459DTA1660	459DTL1305	176.750
936-1170	459DTD1375	459DTA1660	459DTL1355	177.000
936-1163	459DTD1375	459DTA1660	459DTL1365	177.375
936-1092	459DTD1420	459DTA1660	459DTL1335	178.000
936-1161	459DTD1555	459DTA1675	459DTL1195	178.375
936-1131	459DTD1495	459DTA1675	459DTL1265	178.750
936-1145	459DTD1420	459DTA1660	459DTL1365	179.125
936-1125	459DTD1495	459DTA1675	459DTL1275	179.250
936-1011	459DTD1495	459DTA1675	459DTL1285	179.625
936-1122	459DTD1495	459DTA1675	459DTL1295	180.000
936-1152	459DTD1555	459DTA1675	459DTL1245	180.375
936-1037	459DTD1495	459DTA1675	459DTL1345	182.000
936-1045	459DTD1555	459DTA1675	459DTL1285	182.000
936-1062	459DTD1495	459DTA1675	459DTL1355	182.375
936-1033	459DTD1495	459DTA1675	459DTL1365	182.750
936-1046	459DTD1555	459DTA1675	459DTL1345	184.375
936-1202	459DTD1675	459DTA1540	459DTL1365	184.625
936-1146	459DTD1555	459DTA1675	459DTL1355	184.750
936-1156	459DTD1735	459DTA1540	459DTL1685	199.625
936-1078	459DTD1270	459DTA1000	459DTL1085	200.000
936-1139	459DTD1675	459DTA1540	459DTL1765	200.375
936-1220	459DTD1675	459DTA1540	459DTL1755	200.559
936-1237	459DTD1735	459DTA1660	459DTL1595	200.625
936-1196	459DTD1675	459DTA1540	459DTL1775	200.750
936-1239	459DTD1735	459DTA1540	459DTL1715	200.750
936-1242	459DTD1735	459DTA1540	459DTL1755	202.375

INTERNATIONAL 4300 HD DRIVE SHAFT ASSEMBLIES

POPULAR SOLUTIONS DRIVE SHAFT 4-PIECE ASSEMBLY

LENGTH MEASUREMENT



Measurement Point A



Measurement Point B

DORMAN #	OE FROM TRANSMISSION	OE 2ND PIECE	OE 3RD PIECE	OE TO REAR AXLE	LENGTH (IN.)
936-1192	459DTD1270	459DTD0880	459DTA1210	459DTL1275	187.750
936-1056	459DTD1270	459DTD0880	459DTA1225	459DTL1285	188.750
936-1103	459DTD1285	459DTD1090	459DTA1210	459DTL1145	191.500
936-1119	459DTD1285	459DTD1090	459DTA1210	459DTL1155	191.875
936-1150	459DTD1150	459DTD1315	459DTA1225	459DTL1085	193.250
936-1031	459DTD1270	459DTD1105	459DTA1210	459DTL1215	194.250
936-1229	459DTD1270	459DTD1330	459DTA1210	459DTL1075	197.625
936-1111	459DTD1330	459DTD1330	459DTA1210	459DTL1065	199.625
936-1076	459DTD1270	459DTD1330	459DTA1210	459DTL1135	200.000
936-1120	459DTD1285	459DTD1315	459DTA1210	459DTL1135	200.000
936-1243	459DTD1330	459DTD1330	459DTA1210	459DTL1075	200.000
936-1067	459DTD1285	459DTD1315	459DTA1210	459DTL1145	200.375
936-1106	459DTD1330	459DTD1330	459DTA1210	459DTL1135	202.375
936-1104	459DTD1330	459DTD1330	459DTA1210	459DTL1145	202.750
936-1098	459DTD1285	459DTD1315	459DTA1210	459DTL1215	203.125
936-1084	459DTD1195	459DTD1315	459DTA1225	459DTL1325	204.500
936-1105	459DTD1330	459DTD1330	459DTA1210	459DTL1215	205.500
936-1167	459DTD1330	459DTD1330	459DTA1210	459DTL1345	210.625



www.DormanHDSolutions.com

Dorman Products, Inc. | 3400 East Walnut Street | Colmar, PA 18915
Corporate Office and Customer Service: 1-800-523-2492
©2020 No reproduction in whole or in part without prior written approval.