



PLUMBING THE SOLENOID VALVE




Normally Open Valve is mostly used with Normally Closed Switches on Navistar and Ford

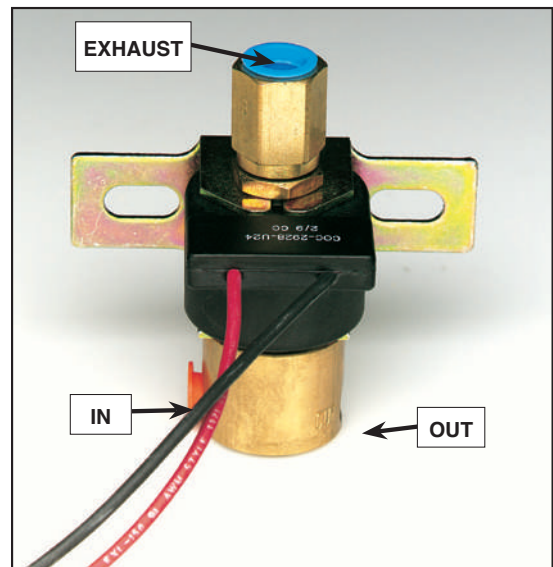


Normally Closed Valve is mostly used with Normally Open Switches on Freightliner, KW, Peterbilt, Western Star and Volvo

PLUMBING THE SOLENOID VALVE



Normally Open Valve is mostly used with Normally Closed Switches on Navistar and Ford



Normally Closed Valve is mostly used with Normally Open Switches on Freightliner, KW, Peterbilt, Western Star and Volvo